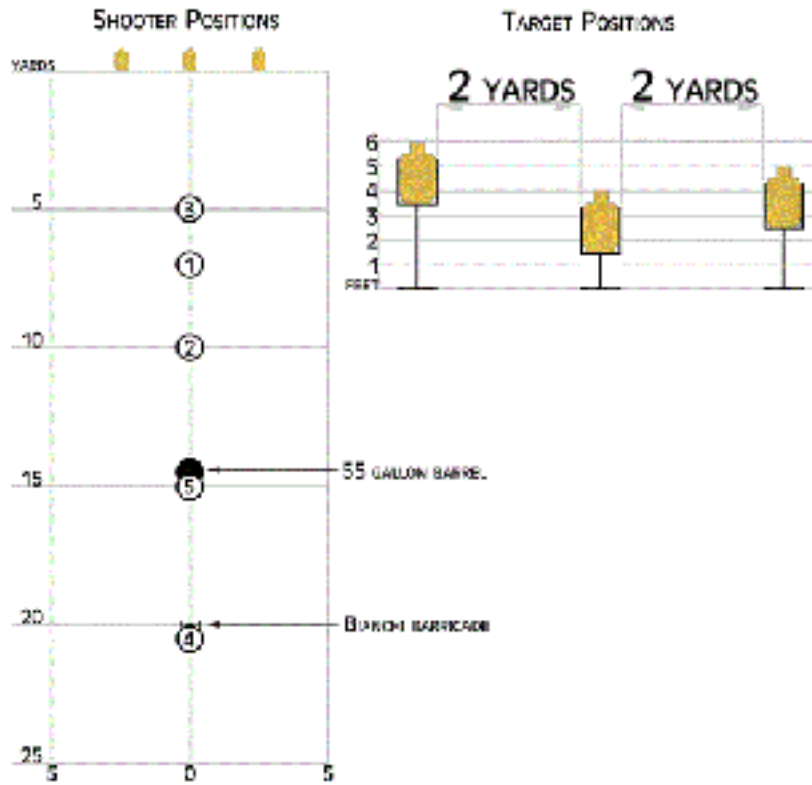


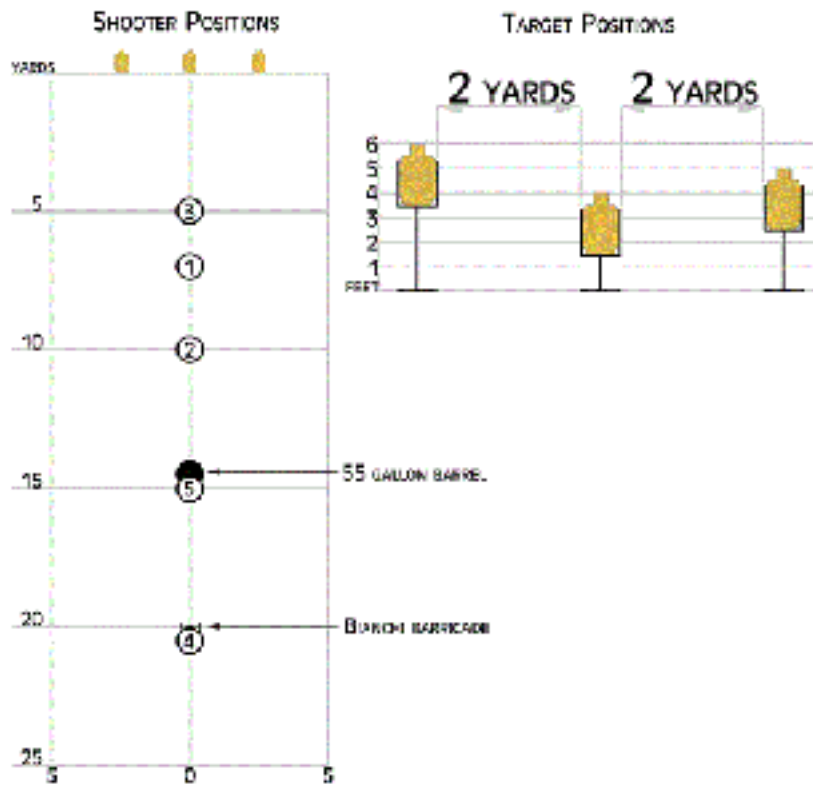
1. Classifier Stage 1



Scoring	Limited Vickers Count	Firearm	Handgun	Rounds	42
Targets	3 paper,	Total	3 targets	Strings	7

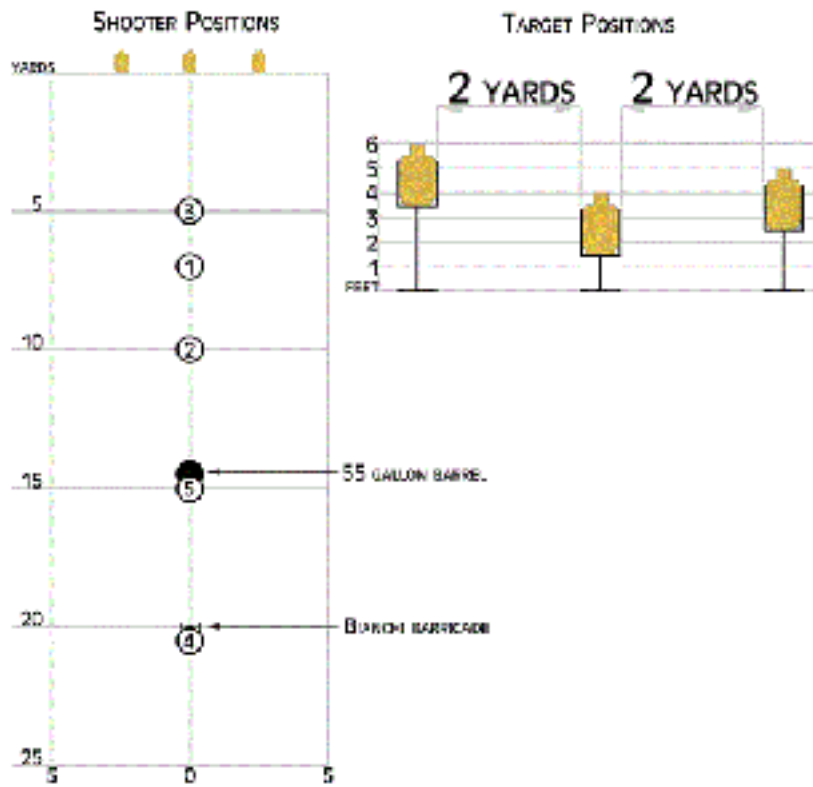
Scenario & Procedure	String 1 - Draw and fire two (2) shots to the body and one (1) to the head on T1. (3 shots) String 2 - Draw and fire two (2) shots to the body and one (1) to the head on T2. (3 shots) String 3 - Draw and fire two (2) shots to the body and one (1) to the head on T3. (3 shots) String 4 - Draw and fire two (2) shots at each head T1-T3. (6 shots) *** Hits below the head area should be pasted before shooting String Five *** String 5 - Start with gun in "WEAK" hand pointed down range at a 45° angle, safety may be off, but finger must be out of trigger guard, fire one (1) shot at each T1-T3. WEAK HAND ONLY. (3 shots) String 6 - (Load 3 rounds MAX. in pistol) Start back to targets, turn and fire one (1) shot at each, T1-T3, reload from slide lock and fire one (1) shot at each, T1-T3. (6 shots) String 7 - Draw and fire two (2) shots at each T1-T3 "STRONG" hand only. (6 shots)
Start pos	Depends on string
Start on	Audible signal
Stop on	Last shot
Penalties	As per current edition of rules
Safety	
Setup	fire 1 shot at each, T1-T3, reload from slide lock and fire 1 shot at each, T1-T3. Str7: Draw/fire 2 shots at each T1-T3 STRONG hand only.

2. Classifier Stage 2



Scoring	Limited Vickers Count	Firearm	Handgun	Rounds	24
Targets	3 paper,	Total	3 targets	Strings	4
Scenario & Procedure	Str1: Draw/advance toward targets, fire 2 shots at each T1 - T3 while moving forward. Str2: Draw/retreat from targets, fire 2 shots at each T1 - T3 while retreating				
Start pos	Gun loaded & holstered				
Start on	Audible signal				
Stop on	Last shot				
Penalties	As per current edition of rules				
Safety					
Setup	Str3: (6 rounds MAX. in pistol) Start back to targets, turn/fire 2 shots at each T1 - T3, reload from slide lock & fire 2 shots at each T1 - T3. Str4: Draw/fire 2 shots at each T1 - T3 STRONG hand only.				

3. Classifier Stage 3



Scoring	Limited Vickers Count	Firearm	Handgun	Rounds	18
Targets	3 paper,	Total	3 targets	Strings	3

Scenario & Procedure	Str1: (Pos #4) Draw/fire 2 shots at each T1 - T3 from either side of the barricade, TACTICAL LOAD and fire 2 shots at each T1 - T3 from the opposite side of barricade. Str2: (Pos #4) Draw/fire 2 shots at each T1 - T3 from either side of the barricade, TACTICAL LOAD and advance to Position #5, fire 2 shots at each T1 - T3 from around either side of 55-gallon barrel.				
Start pos	Gun loaded & holstered				
Start on	Audible signal				
Stop on	Last shot				
Penalties	As per current edition of rules				
Safety					
Setup	Str3: (Pos #5) - Draw, kneel, and fire 2 shots at each T1 - T3 from around either side of 55-gallon barrel.				