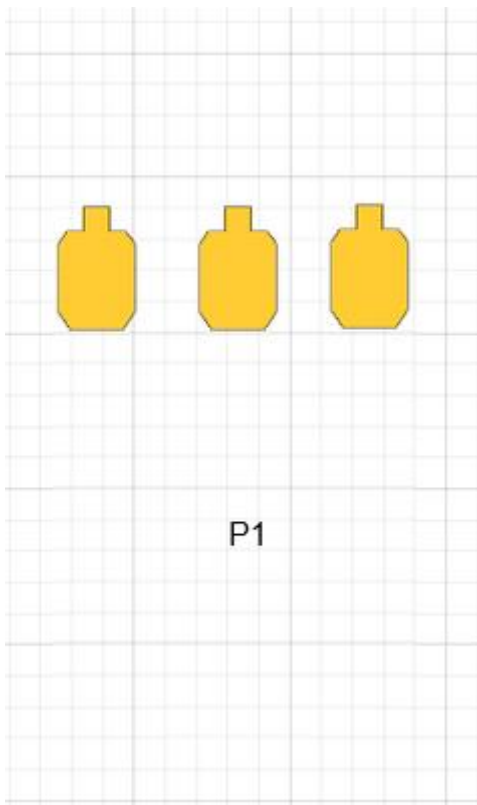
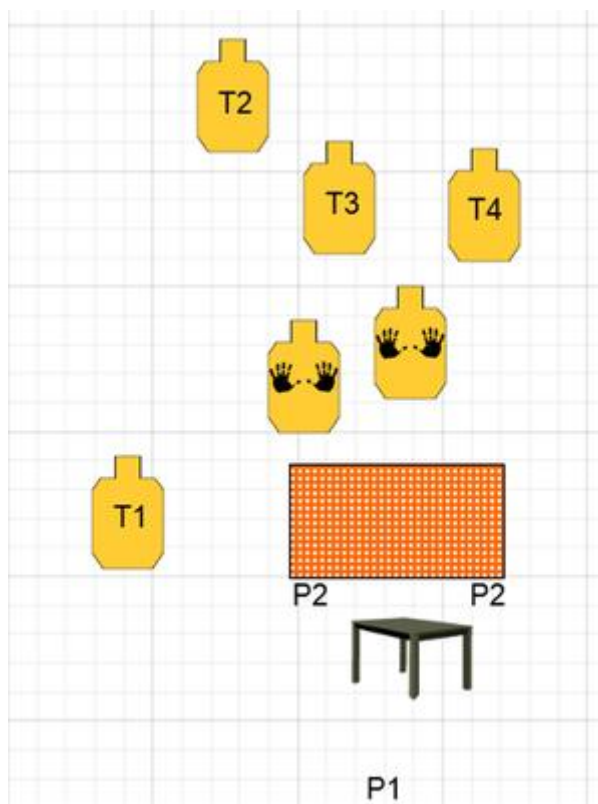


1. DR BILL, MRS BILL, MS BILLIE



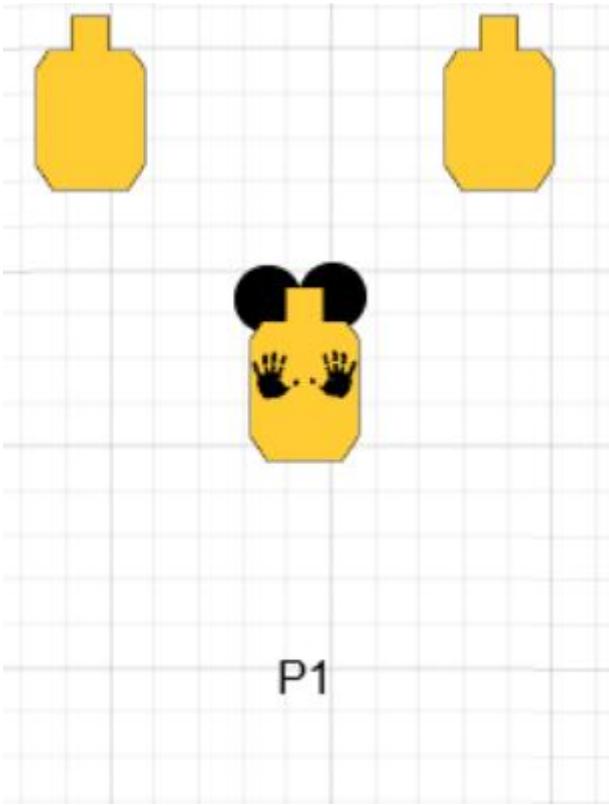
Scoring	Vickers Count	Firearm	Handgun	Rounds	18
Targets	3 paper,	Total	3 targets	Strings	1
Scenario & Procedure	Standards. At the signal, draw and fire 6 rds at your choice of target, reload using an IDPA approved reload, repeat on 2 remaining targets.				
Start pos	At P1, IDPA Weapon loaded to division capacity. Hands relaxed at your side.				
Start on	Audible signal				
Stop on	Last shot				
Penalties	As per current edition of rules				
Safety	L/R				
Setup	7 yards				

2. HELP WITH GROCERIES



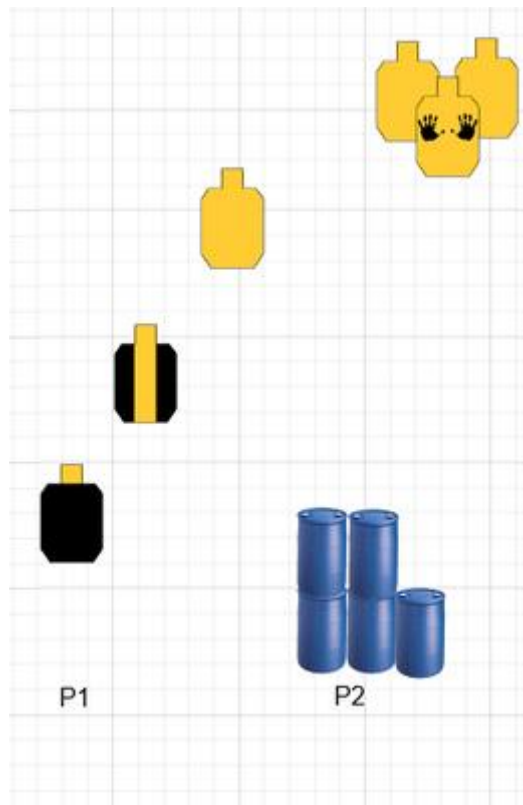
Scoring	Vickers Count	Firearm	Handgun	Rounds	12
Targets	4 paper, 2 no-shoot	Total	4 targets	Strings	1
Scenario & Procedure	<p>Scenario: You are expecting your significant other and their friend to arrive home from the grocery store. You hear a car drive up and head to the door to help. You hear screams. 1 knucklehead is breaking down your front door and his 3 friends are assaulting the shoppers. Procedure: At the signal engage T1-T4 with at least 3 rounds each in tactical priority from behind cover at P2. T1 may be engaged on the move before reaching P2.</p>				
Start pos	In the doorway at P1, IDPA weapon loaded to division capacity and stored safely in drawer with spare				
Start on	Audible signal				
Stop on	Last shot				
Penalties	As per current edition of rules				
Safety	L/R				
Setup					

3. MOTHER-IN-LAW IN THE LINE OF FIRE



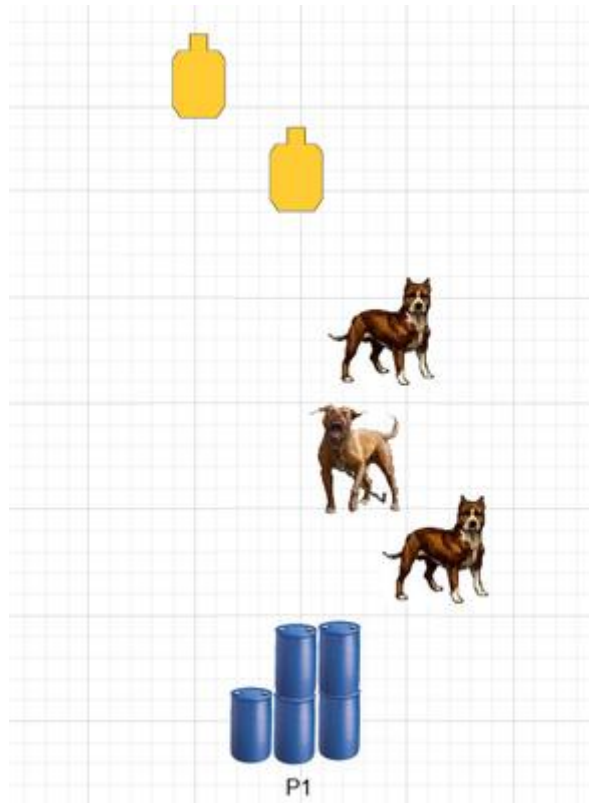
Scoring	Unlimited	Firearm	Handgun	Rounds	12
Targets	2 paper, 2 plates, 1 no-shoot	Total	4 targets	Strings	1
Scenario & Procedure	Scenario: You take your Significant Other to their Mom's house before your Valentine's Day date. You find her being held hostage and nothing will keep you from this date. Procedure: At the signal engage T1-T2 with at least 5 rounds and steel (until it falls).				
Start pos	At P1, IDPA Weapon loaded to division capacity and holstered.				
Start on	Audible signal				
Stop on	Last shot				
Penalties	As per current edition of rules				
Safety	L/R				
Setup					

4. SAVE THE ACTOR



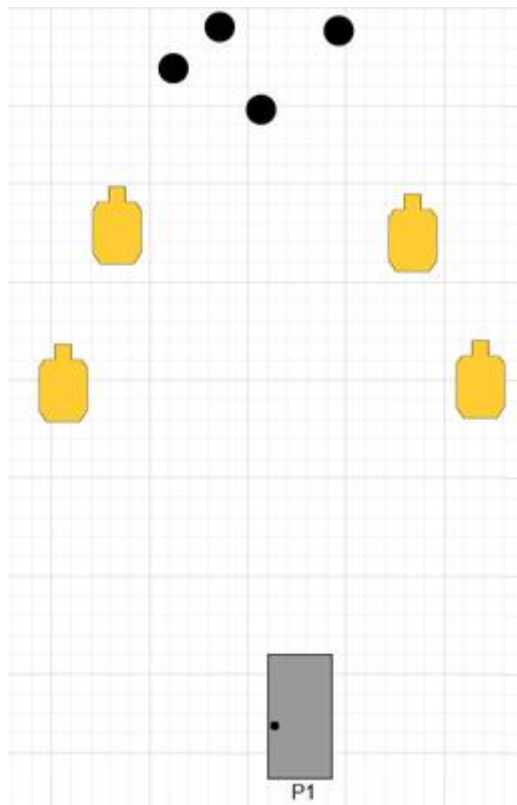
Scoring	Vickers Count	Firearm	Handgun	Rounds	15
Targets	5 paper, 1 no-shoot	Total	5 targets	Strings	1
Scenario & Procedure	While attending the Yellow Glove Awards, you see two thugs kidnapping one of the actors. Even though you don't agree with this actors opinion on American Hero's and guns, you draw your concealed gun to rescue said scum. While moving to a position of cover in order to engage the kidnappers, their friends come out from the crowd and you know you must deal with them first or you will be shot in the back before you can save the scum bag actor! Procedure: At the signal draw and engage T1-T3 with at least 3 rounds, strong-hand only while moving or from behind cover at P2. T4-T5 must be engaged with at least 3 rounds each from cover.				
Start pos	At P1. IDPA Weapon loaded to division capacity and holstered.				
Start on	Audible signal				
Stop on	Last shot				
Penalties	As per current edition of rules				
Safety	L/R				
Setup					

5. THREE DOG NIGHT



Scoring	Vickers Count	Firearm	Handgun	Rounds	15
Targets	5 paper,	Total	5 targets	Strings	1
Scenario & Procedure	Scenario: 2 knuckleheads and their 3 vicious dogs confront you in your driveway. Procedure: At the signal draw and engage T1-T5 in tactical priority with at least 3 rounds from cover. If the shooter chooses to move to the single barrel, threats must be engaged from low cover.				
Start pos	In the open, within arms reach of cover at P1. IDPA Weapon loaded to division capacity and holstered				
Start on	Audible signal				
Stop on	Last shot				
Penalties	As per current edition of rules				
Safety	L/R				
Setup					

6. BLAME LEN



Scoring	Unlimited	Firearm	Handgun	Rounds	16
Targets	4 paper, 4 plates,	Total	8 targets	Strings	1
Scenario & Procedure	Scenario: One of your fellow shooters wanted to shoot some steel. Blame him for this one. Procedure: At the signal draw and engage T1-4 in tactical priority with at least 3 rounds and Steel S1-S4 must fall. You can move behind barricade as required but all shots must be taken from behind cover.				
Start pos	At P1, IDPA Weapon loaded to division capacity, holstered and concealed.				
Start on	Audible signal				
Stop on	Last shot				
Penalties	As per current edition of rules				
Safety	L/R				
Setup					