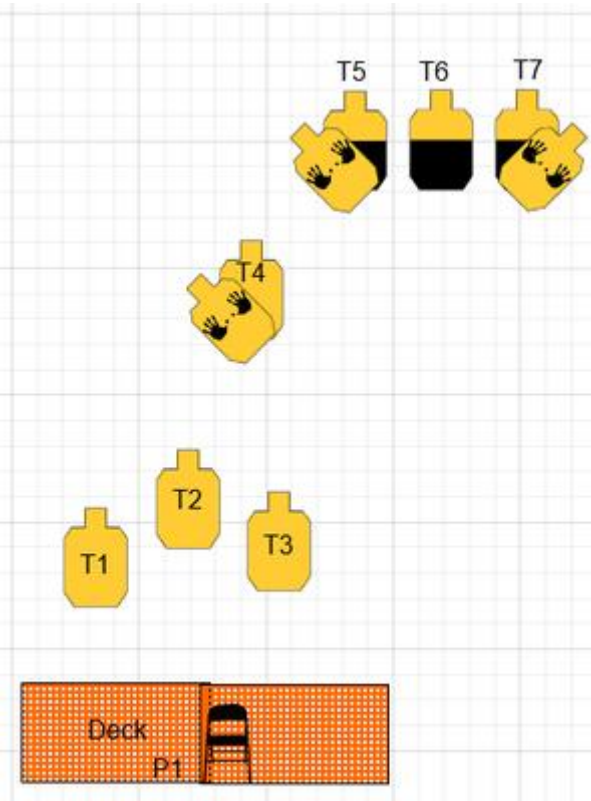
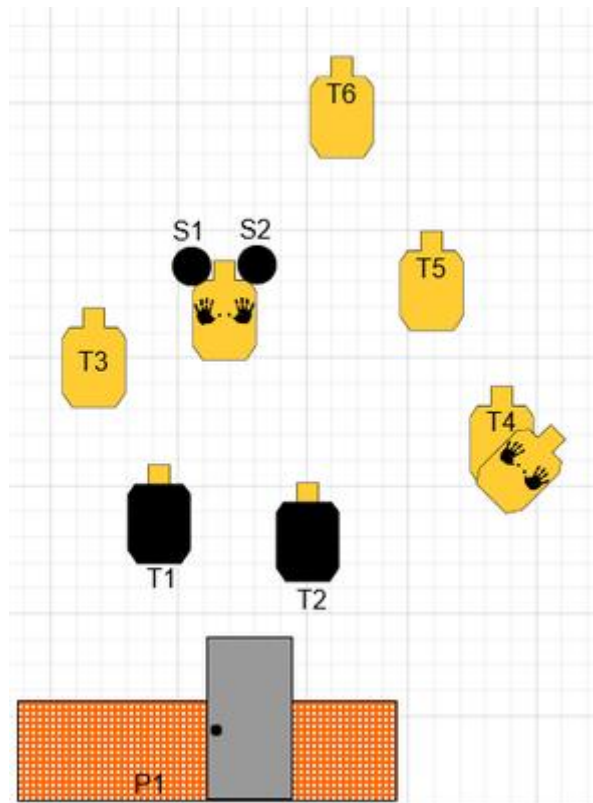


1. THE SHORT AND LONG OF IT



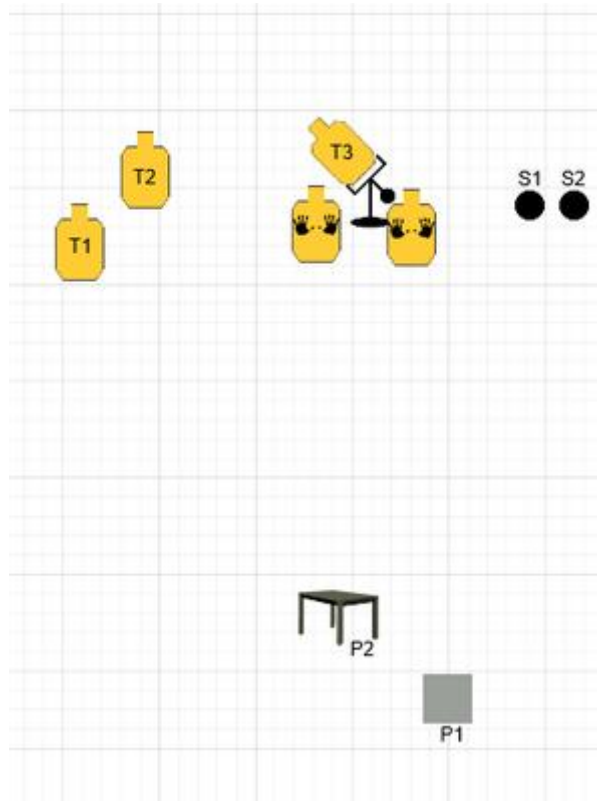
Scoring	Unlimited	Firearm	Handgun	Rounds	14
Targets	7 paper, 3 no-shoot	Total	7 targets	Strings	1
Scenario & Procedure	Scenario: You are sitting on your back deck and see evil lurking in the yard. Four hoods are sneaking up to the deck and three more are preparing to enter the back yard from behind the fence. You engage them. Procedure: At the signal, stand and engage the T1-T4 in tactical priority with at least two rounds each. Then move to low cover and engage the T5-T7 with at least 2 rounds each.				
Start pos	Seated at P1 with weapon loaded to division capacity, holstered, and concealed.				
Start on	Audible signal				
Stop on	Last shot				
Penalties	As per current edition of rules				
Safety	L/R				
Setup					

2. I'M A HEAD OF YOU



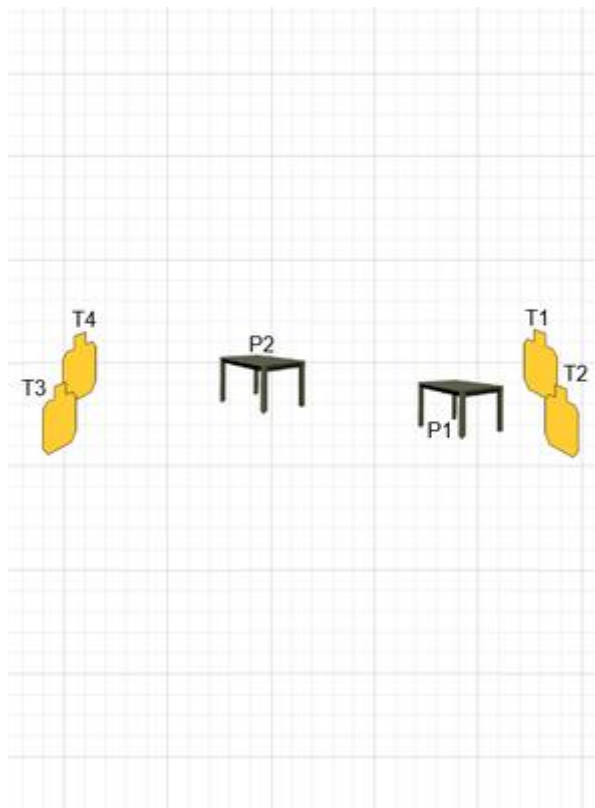
Scoring	Unlimited	Firearm	Handgun	Rounds	12
Targets	6 paper, 2 plates, 2 no-shoot	Total	8 targets	Strings	1
Scenario & Procedure	Evil thugs enter your yard and attempt to kidnap your son as rabid squirrels sit on his shoulders. Engage the evil thugs and kill the rabid squirrels, of course without shooting your son. Engage all targets in tactical priority with at least two rounds each.				
Start pos	At P1 (left side of the door) with weapon loaded to division capacity, holstered, a				
Start on	Audible signal				
Stop on	Last shot				
Penalties	As per current edition of rules				
Safety	L/R				
Setup					

3. LAY IT ON THE LINE



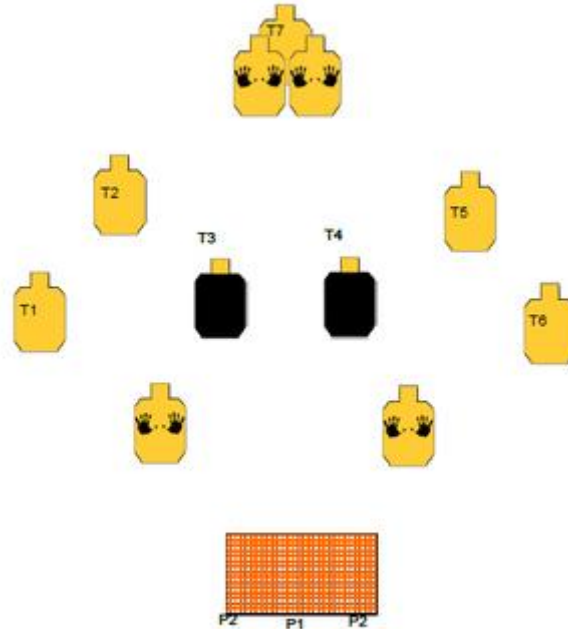
Scoring	Unlimited	Firearm	Handgun	Rounds	11
Targets	3 paper, 2 plates, 2 no-shoot	Total	5 targets	Strings	1
Scenario & Procedure	Scenario: Thugs drive up and want your stuff AND they don't plan on leaving witnesses. Procedure: At the signal, step off the activator box, and move to a prone position under P2. Engage vehicle headlights (S1-S2) until they fall and then other targets with at least 3 rounds each.				
Start pos	Standing on Activator box, IDPA Weapon loaded to division Capacity, holstered and concealed.				
Start on	Audible signal				
Stop on	Last shot				
Penalties	As per current edition of rules				
Safety	L/R				
Setup					

4. HEART RATE CHECK



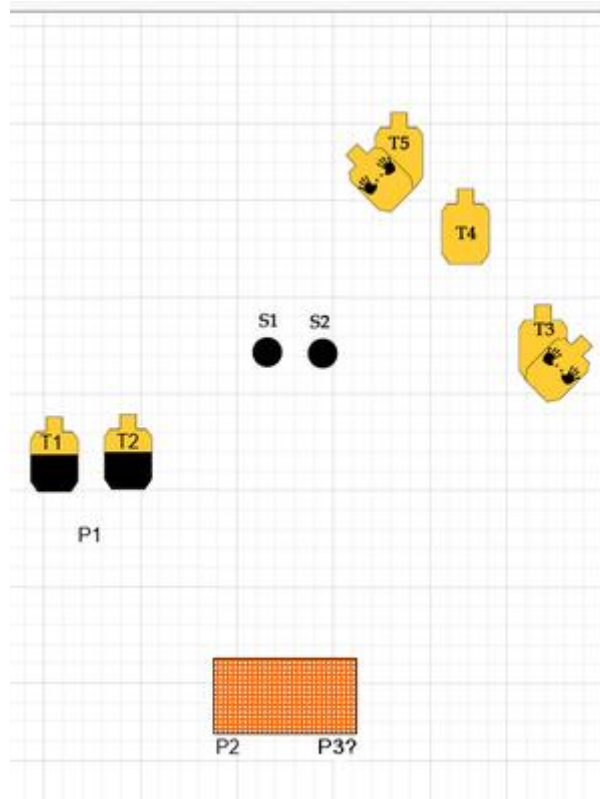
Scoring	Unlimited	Firearm	Handgun	Rounds	12
Targets	4 paper,	Total	4 targets	Strings	1
Scenario & Procedure	Scenario: Working in the store late at night, thugs bust in looking to score some free beer. Procedure: At the signal, engage T1-T2 with at least 3 rounds each while retreating. Reload at P2 and re-engage T1-T2 (if required) and then engage T3-T4 with at least 3 rounds while moving towards T3-T4.				
Start pos	Start Position: At P1 IDPA loaded with 6 rounds ONLY, holstered and concealed. Spare ammunition in				
Start on	Audible signal				
Stop on	Last shot				
Penalties	As per current edition of rules				
Safety	L/R				
Setup					

5. OTHER SIDE



Scoring	Unlimited	Firearm	Handgun	Rounds	14
Targets	7 paper, 4 no-shoot	Total	7 targets	Strings	1
Scenario & Procedure	Scenario: At the park, you are walking to the restrooms and see many bad people getting ready to hurt two innocent people. You decide to help. Procedure: At the signal, engage at least 3 targets in tactical priority with at least 2 rounds each. Move to the other end of the barricade and engage the remaining targets with at least 2 rounds each. No make-up shots when you leave the first position.				
Start pos	Behind barricade at P1, IDPA Weapon loaded to division capacity, holstered and concealed.				
Start on	Audible signal				
Stop on	Last shot				
Penalties	As per current edition of rules				
Safety	L/R				
Setup					

6. RETREAT



Scoring	Unlimited	Firearm	Handgun	Rounds	12
Targets	5 paper, 2 plates, 2 no-shoot	Total	7 targets	Strings	1
Scenario & Procedure	Scenario: You are walking in the park and several gang members want to do you great harm. You retreat to cover while engaging the two closest bad guys and taking out the lights that illuminate your cover position. Procedure: Engage T1 and T2 with two rounds each while retreating. From P2 engage S1 and S2 from the P2, then engage T3 - T5 in tactical priority with at least two rounds each from P2 or P3?.				
Start pos	At P1 (straddling PVC pipe), IDPA Weapon loaded to division capacity, holstered and concealed.				
Start on	Audible signal				
Stop on	Last shot				
Penalties	As per current edition of rules				
Safety	L/R				
Setup					