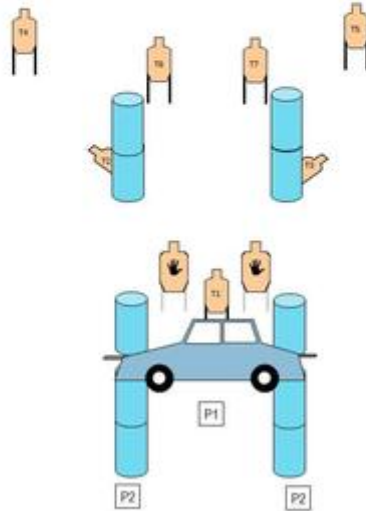


1. Bad Day at the Garage

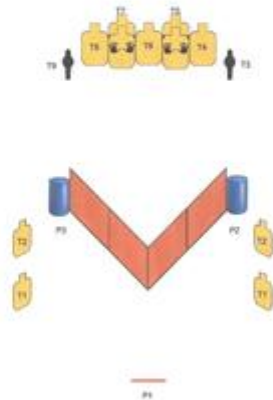
Richwood Gun and Game Club	Bad Day at the Garage Stage 1 (100 yard range)	August match
SCENARIO: While working on a car up on the lift, a gang breaks in thinking the car belongs to a rival drug dealer. They are looking for his stash that he hides in the car frame. The gang wants to leave no witnesses, so defend yourself and your customers. GUN READY CONDITION: Holstered, magazines on body STAGE PROCEDURE: Start with hands in the air, touching car. At signal, engage T1 while moving to either P2 position. Engage all targets in tactical priority. Move to opposite P2 position as necessary to engage remaining targets SCORING: Unlimited TARGETS: 7 paper SCORED HITS: First 2 hits on paper START-STOP: Audible/ last shot RULE: Latest CPA COVER GARMENT: Required NOTE: You will need to use both P2 positions.		



Scoring	Unlimited	Firearm	Handgun	Rounds	14
Targets	7 paper, 2 no-shoot	Total	7 targets	Strings	1
Scenario & Procedure	SCENARIO: While working on a car up on the lift, a gang breaks in thinking the car belongs to a rival drug dealer. They are looking for his stash that he hides in the car frame. The gang wants to leave no witnesses, so defend yourself and your customers. STAGE PROCEDURE: Start with hands in the air, touching car. At signal, engage T1 while moving to either P2 position. Engage all targets in tactical priority. Move to opposite P2 position as necessary to engage remaining targets				
Start pos	Gun loaded & holstered				
Start on	Audible signal				
Stop on	Last shot				
Penalties	As per current edition of rules				
Safety	L/R as marked				
Setup					

2. Decisions

Decisions		
Stage 2: Pistol Day	August 2022	August 2022
RULES: CFA Rules	Scenario: (Optional) Transitions	
START POSITION: Standing at P1 facing down range. Weapon loaded to shooter. Targets and innocent are visible.	SCENARIO: Unlimited	
SCENARIO: You are out walking when you hear a scream. While checking the area, two gang members attack you. After defending yourself, you hear more screams and encounter the remaining gang members that are holding two people hostage. Engage the threats and protect the innocents.	ROUND: Count: 16	
PROCEDURE: At buzzer draw and while moving to either P2 or P3, engage T1 and T2 with 2 rounds each. T1 and T2 must be engaged while moving. From P2 engage T3 and 4 bells, T4-T6 with 2 rounds each, and T7 and 8 bells.	TARGETS: 16	
	DISTANCE: 100m	
	SCORED HTS: 17	
	PENAL: Yes, per CFA Rules	
	CONCEALMENT: Yes	
	NOTES: Audible buzzer at start, timer ends when last shot fired.	



TRIDENT

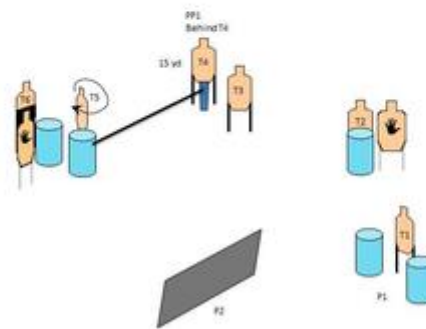
Created with Trident Stage Designer
TridentStageDesigner.com

Scoring	Unlimited	Firearm	Handgun	Rounds	16
Targets	7 paper, 2 popper, 2 no-shoot	Total	9 targets	Strings	1

Scenario & Procedure	You are out walking when you hear a scream. While checking the area, two gang members attack you. After defending yourself, you hear more screams and encounter the remaining gang members that are holding two people hostage. Engage the threats and protect the innocents. Procedure: at the buzzer, draw and while moving to either P2 or P3 (choice), engage T1 & T2; with 2 rounds each. From P2 (or P3) engage all paper targets with 2 rounds each and steel down.				
Start pos	Gun loaded & holstered				
Start on	Audible signal				
Stop on	Last shot				
Penalties	As per current edition of rules				
Safety	L/R aws marked				
Setup					

3. Bad Day at the Gas Station

Richwood Gun and Game Club	Bad day at the Gas Station Stage 3 Pistol Bay	August Match
SCENARIO: You are fueling up your car when a roving gang decides they want your wallet and car. As a bad guy points his gun at you, turn and defend yourself. As you run for cover the remaining gang members start shooting as they run to cover also. Watch out for bystanders.		
GUN READY CONDITION: Holstered, loaded to Division capacity. Right side turned toward T1. Strong hand on panel, weak hand on chest.		
STAGE PROCEDURE: At the signal, turn to T1, draw and engage from retention. Retreat to P2. While retreating, engage T2 on the move. At P2 engage T3, T4, T5 & T6. T4 must have a center "0" down hit to active T5 drop turner. T6 may be engaged from either end of P2.		
SCORING: Unlimited (12 rounds) TARGETS: 6 paper, 1 steel, 2 no shoots SCORED HITS: Best 2 hits, steel down START-STOP: Audible, last shot RULE: Latest CPA COVER GARMENT: Required NOTE: T5 is a disappearing target. Be careful of muzzle when retreating to P2.		

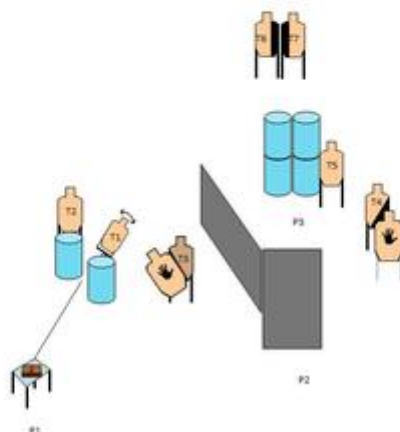


Scoring	Unlimited	Firearm	Handgun	Rounds	12
Targets	6 paper,	Total	6 targets	Strings	1

Scenario & Procedure	SCENARIO: You are fueling up your car when a roving gang decides they want your wallet and car. As a bad guy points his gun at you, turn and defend yourself. As you run for cover the remaining gang members start shooting as they run to cover also. Watch out for bystanders. STAGE PROCEDURE: At the signal, turn to T1, draw and engage from retention. Retreat to P2. While retreating, engage T2 on the move. At P2 engage T3, T4, T5 & T6. T4 must have a center "0" down hit to active T5 drop turner. T6 may be engaged from either end of P2.				
Start pos	Gun loaded & holstered				
Start on	Audible signal				
Stop on	Last shot				
Penalties	As per current edition of rules				
Safety	L/R as marked				
Setup					

4. The Dock

Richwood Gun and Game Club	The Dock Stage 4 Pond side	August Match
SCENARIO: You are inspecting a shipment of goods coming in from China. Smugglers think you are after their stash and assault you as you enter the ship. Protect yourself and don't let the crew get hurt.		
GUN READY CONDITION: Standing at P1, gun in box, loaded to Division capacity, spare mags on your belt.		SCORING: Unlimited TARGETS: 7 paper SCORED HITS: Best 2 hits on paper START-STOP: audible/ last shot
STAGE PROCEDURE: Opening the box activates the swinger T1. Shoot T1 while stationary, shoot T2 & T3 while moving to cover at P2. At P2 engage T4 & T5. Move to P3 and engage T6 & T7. All targets from cover to be tactical priority.		NOTE: Opening ICRA box to retrieve gun activates drop timer. DO NOT muzzle support hand.



Scoring	Unlimited	Firearm	Handgun	Rounds	14
Targets	7 paper, 2 no-shoot	Total	7 targets	Strings	1

Scenario & Procedure	SCENARIO: You are inspecting a shipment of goods coming in from China. Smugglers think you are after their stash and assault you as you enter the ship. Protect yourself and don't let the crew get hurt. STAGE PROCEDURE: Opening the box activates the swinger T1. Shoot T1 while stationary, shoot T2 & T3 while moving to cover at P2. At P2 engage T4 & T5. Move to P3 and engage T6 & T7. All targets from cover to be tactical priority.				
Start pos	Gun loaded & holstered				
Start on	Audible signal				
Stop on	Last shot				
Penalties	As per current edition of rules				
Safety	L/R as marked				
Setup					