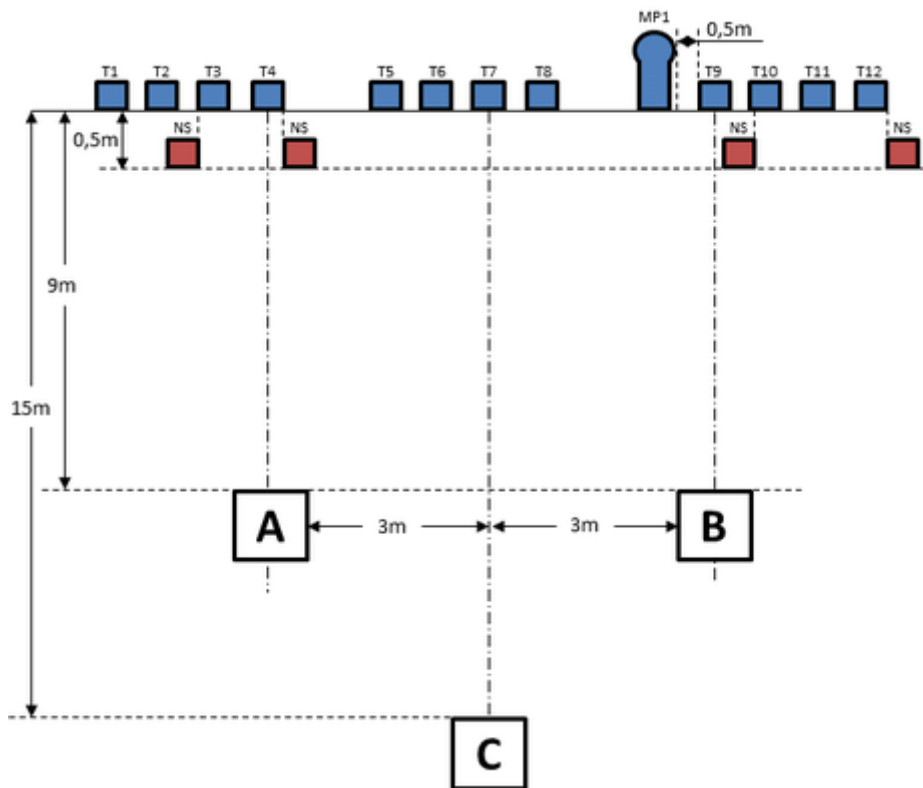


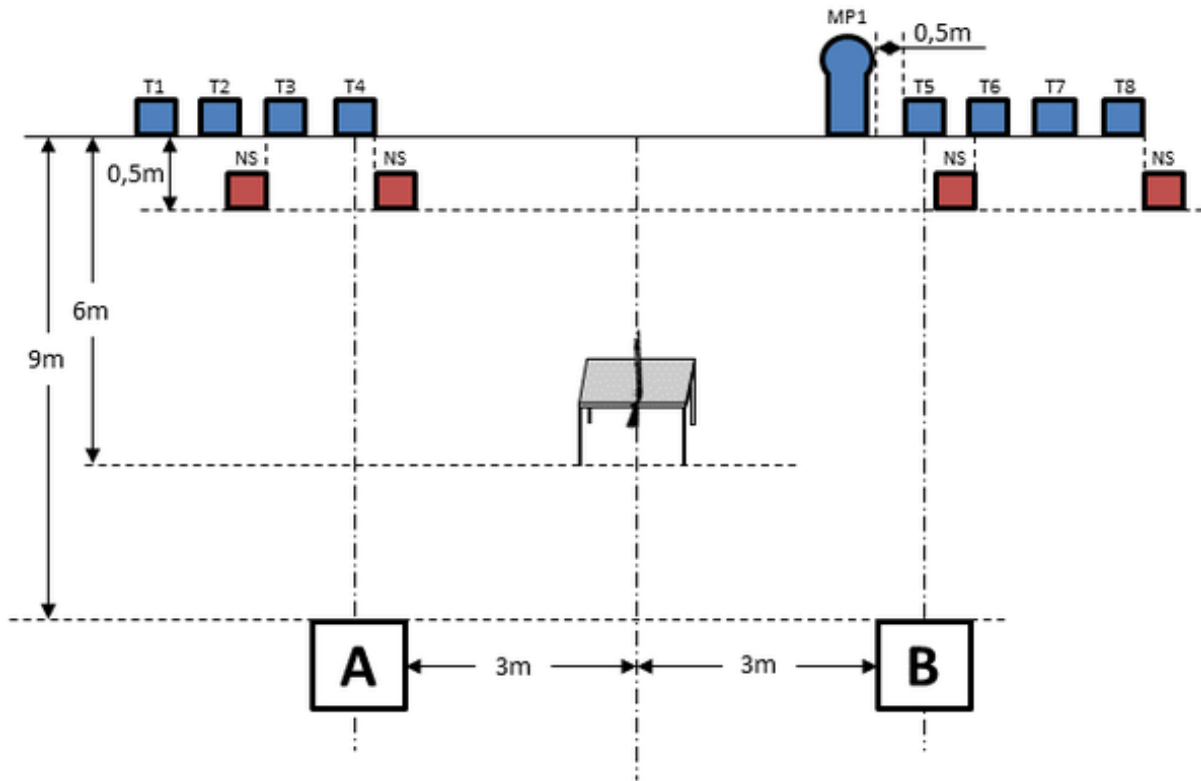
# 1. Hagelgevär April #1



CoF	Comstock - Medium	Points	65 p
Targets	1 popper, 12 plates, Total 13 targets	Min rounds	13
Firearm	Shotgun	Match-%	41.94%

Procedure	After the audible start signal engage targets. T1-T4 can only be shot from area "A". T5-T8 can only be shot from area "C". T9-T12 and MP1 can only be shot from area "B".
Starting position	Loaded (Option 1). Standing upright facing downrange in area "C".
Firearm ready condition	
Start on	Audible signal
Stop on	Last shot
Penalties	As per current edition of rules
Safety angles	L/R
Setup notes	All targets are placed on 0-60cm from ground level, all targets must be on placed on the same height. Distance between IPSC Plates within an array are 30cm. All IPSC Plates and No-Shoots have the same size and have the maximum size of 20x20cm. All areas are maximum 1x1m.

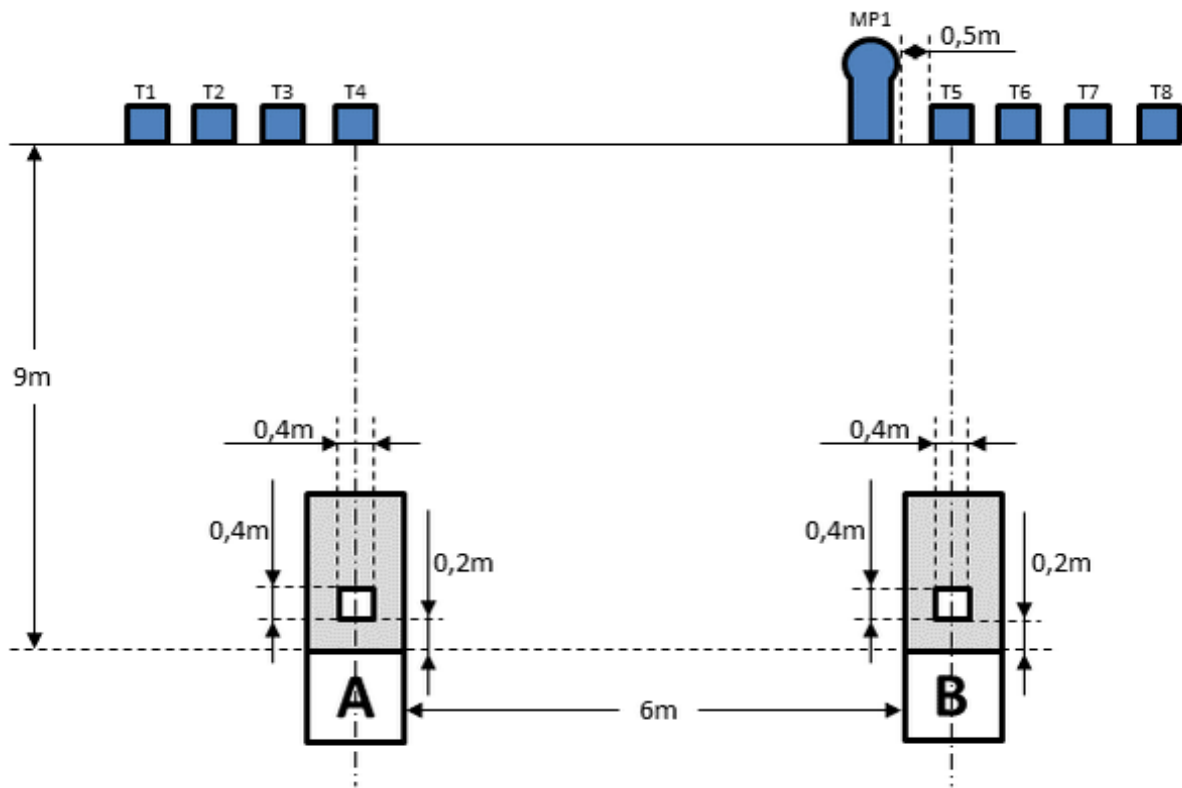
## 2. Hagelgevär April #2



CoF	Comstock - Medium	Points	45 p
Targets	1 popper, 8 plates, Total 9 targets	Min rounds	9
Firearm	Shotgun	Match-%	29.03%

Procedure	Shotgun unloaded (Option 3), gun laying flat on table. After the audible start signal engage targets. T1-T4 can only be shot from area "A". T5-T8 and Mini Popper (MP1) can only be shot from area "B".
Starting position	Standing upright facing downrange in area "A" or area "B".
Firearm ready condition	
Start on	Audible signal
Stop on	Last shot
Penalties	As per current edition of rules
Safety angles	L/R
Setup notes	All targets are placed on 0-60cm from ground level, all targets must be on placed on the same height. Distance between IPSC Plates within an array are 30 cm. All IPSC Plates and No-Shoots have the same size and have the maximum size of 20x20cm. All areas are maximum 1x1m.

### 3. Hagelgevär April #3



CoF	Comstock - Medium	Points	45 p
Targets	1 popper, 8 plates, Total 9 targets	Min rounds	9
Firearm	Shotgun	Match-%	29.03%

Procedure	Shotgun loaded (Option 1). After the audible start signal engage targets. T1-T4 can only be shot from area "A" through port in the wall. T5-T8 and Mini Popper (MP1) can only be shot from area "B" through port in the wall.
Starting position	Standing upright facing downrange area "A" or area "B".
Firearm ready condition	
Start on	Audible signal
Stop on	Last shot
Penalties	As per current edition of rules
Safety angles	L/R
Setup notes	All targets are placed on 0-60cm from ground level, all targets must be on placed on the same height. Distance between IPSC Plates within an array are 30cm. All IPSC Plates have the same size and have the maximum size of 20x20cm. All areas are maximum 1x1m.