


# 1. CLC-15



CoF	Comstock - Short	Points	45 p
Targets	4 paper, 1 popper, Total 5 targets	Min rounds	9
Firearm	Handgun	Match-%	14.52%

Procedure	
Starting position	
Firearm ready condition	
Start on	
Stop on	
Penalties	
Safety angles	L/R
Setup notes	

## 2. CLC-25

ipsc-tech.org


IPSC Classifier Stage: CLC-25

Type of Course: Medium Course  
 Targets (type & number): 3 IPSC Targets, 3 IPSC Popper  
 No. of rounds to be scored: 21  
 Maximum points: 105  
 Start position: Standing in area 'A', facing downrange with feet of both feet against front line of area 'A', hands on knees.  
 Handgun ready condition: Handgun loaded and holstered.  
 Procedure: After the audible start signal engage targets T1, T2 and T3 with 2 rounds each, make a mandatory reload and engage targets T1, T2 and T3, with two rounds each, again. Perform another mandatory reload and engage targets T1, T2 and T3, with two rounds each, again. Make another mandatory reload and engage P1, P2 and P3 using hand only.  
 Setup Notes: Set IPSC Targets to 7.52m (S) to the top of the targets. Area 'A' is 0.82m (S) by 0.82m (S). Hand cover on IPSC Targets T2 and T3, as shown. Diagonal hand cover notch across the center of A-zone to upper point of angle set. Hand cover on IPSC Target T1 is even with the edge of A-zone.

CoF	Comstock - Medium	Points	105 p
Targets	3 paper, 3 popper, Total 6 targets	Min rounds	21
Firearm	Handgun	Match-%	33.87%

Procedure	
Starting position	
Firearm ready condition	
Start on	
Stop on	
Penalties	
Safety angles	L/R
Setup notes	


# 3. CLC-31



CoF	Comstock - Short	Points	30 p
Targets	2 paper, 2 popper, 1 no-shoot, Total 4 targets	Min rounds	6
Firearm	Handgun	Match-%	9.68%

Procedure	
Starting position	
Firearm ready condition	
Start on	
Stop on	
Penalties	
Safety angles	L/R
Setup notes	


# 4. CLC-33



CoF	Comstock - Short	Points	30 p
Targets	3 paper, Total 3 targets	Min rounds	6
Firearm	Handgun	Match-%	9.68%

Procedure	
Starting position	
Firearm ready condition	
Start on	
Stop on	
Penalties	
Safety angles	L/R
Setup notes	

# 5. CLC-41



CoF	Comstock - Short	Points	60 p
Targets	6 paper, 3 no-shoot, Total 6 targets	Min rounds	12
Firearm	Handgun	Match-%	19.35%

Procedure	
Starting position	
Firearm ready condition	
Start on	
Stop on	
Penalties	
Safety angles	L/R
Setup notes	

# 6. CLC-45

ipsc-tech.org

---

IPSC Classifier Stage: CLC-45

**Type of Course:** Short Course

**Targets (type & number):** 2 IPSC Targets, 4 IPSC Popper

**No. of rounds to be scored:** 8

**Maximum points:** 40

**Start position:** Standing relaxed in area 'A', facing downrange with both hands relaxed by sides.

**Handgun ready condition:** Handgun loaded and holstered.

**Procedure:** After the audible start signal engage targets T1 and T2 from above top board of 1.22m-by-1.22m (4-foot-by-4-foot) frame. Then shoot P1 to P4 from below board from within the designated area 'A'. Set IPSC Targets to 1.22m (5') to the top of the targets.

**Setup Notes:** Area 'A' is 3.22m (10') by 1.22m (4'). The 1.22m-by-1.22m (4-foot-by-4-foot) frame is made out of 50mm (2") x 4" Pipe. Place a 2.44m (8-foot) 50mm (2") x 4" flat over the top of the frame allowing an equal distance to overhang at both ends. This will be the board that IPSC Poppers must be engaged under. Hand cover on T1 and T2 is as shown and covers half of the IPSC Target from the bottom.

CoF	Comstock - Short	Points	40 p
Targets	2 paper, 4 popper, Total 6 targets	Min rounds	8
Firearm	Handgun	Match-%	12.90%

Procedure	
Starting position	
Firearm ready condition	
Start on	
Stop on	
Penalties	
Safety angles	L/R
Setup notes	