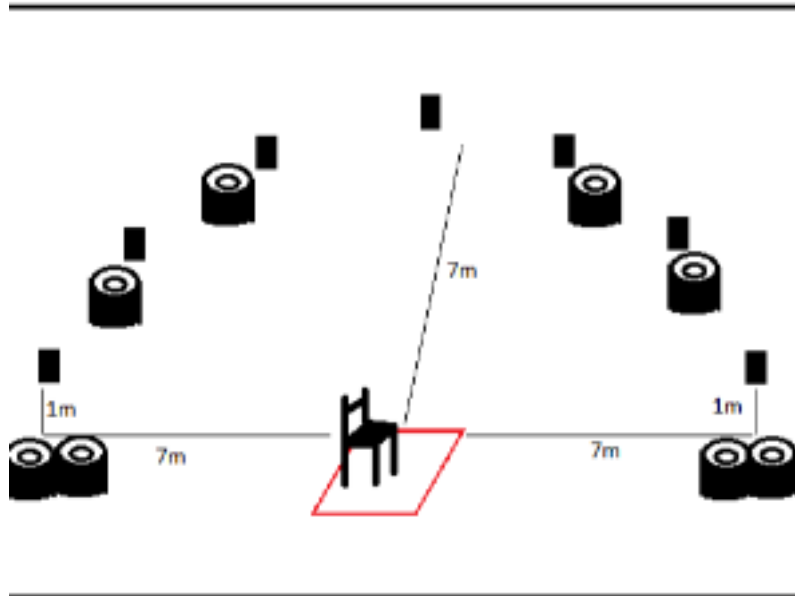


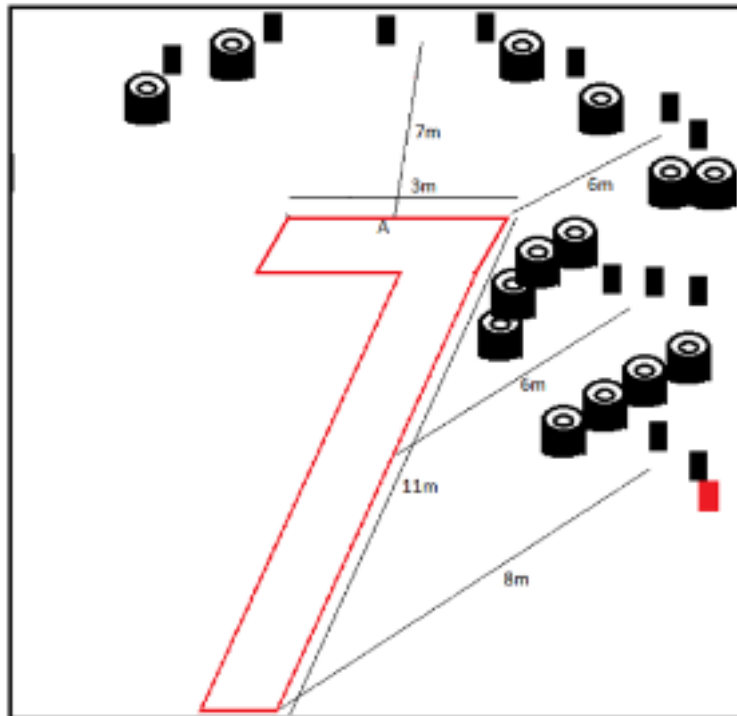
1. Round 1 Stage 1



CoF	Comstock - Short	Points	35 p
Targets	7 plates, Total 7 targets	Min rounds	7
Firearm	Shotgun	Match-%	5.26%

Procedure	On audible start signal engage targets whilst remaining seated.
Starting position	Gun held in two hands resting across thighs. Shooter sat on chair
Firearm ready condition	Loaded Option 2
Start on	Audible signal
Stop on	Last shot
Penalties	As per current edition of rules
Safety angles	90/90/90
Setup notes	Use set up from stage 3

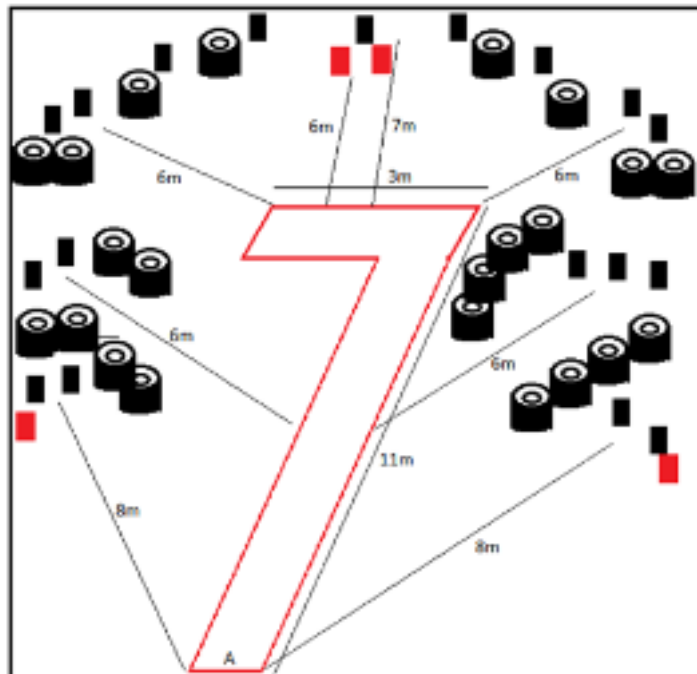
2. Round 1 Stage 2



CoF	Comstock - Medium	Points	60 p
Targets	12 plates, 1 no-shoot, Total 12 targets	Min rounds	12
Firearm	Shotgun	Match-%	9.02%

Procedure	On audible start signal, engage targets as they become visible from within the demarcated area
Starting position	Toes touching marks, gun held in 2 hands at waist level.
Firearm ready condition	Loaded Option 1
Start on	Audible signal
Stop on	Last shot
Penalties	As per current edition of rules
Safety angles	90/90/90 or local MAR
Setup notes	Use set up from stage 3

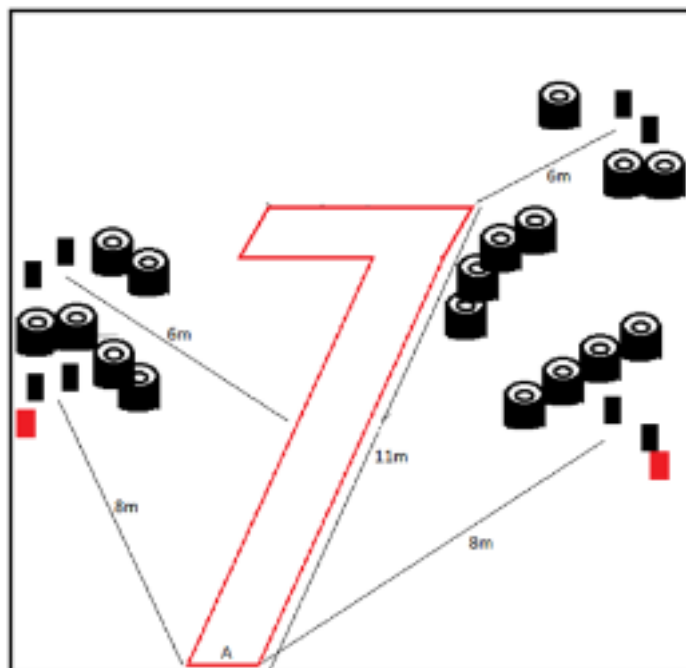
3. Round 1 stage 3



CoF	Comstock - Long	Points	90 p
Targets	18 plates, 4 no-shoot, Total 18 targets	Min rounds	18
Firearm	Shotgun	Match-%	13.53%

Procedure	On audible start signal, engage targets as they become visible from within the demarcated zone.
Starting position	Heels touching marks, gun held at the trail in weak hand.
Firearm ready condition	Loaded Option 1
Start on	Audible signal
Stop on	Last shot
Penalties	As per current edition of rules
Safety angles	90/90/90 or local MAR
Setup notes	

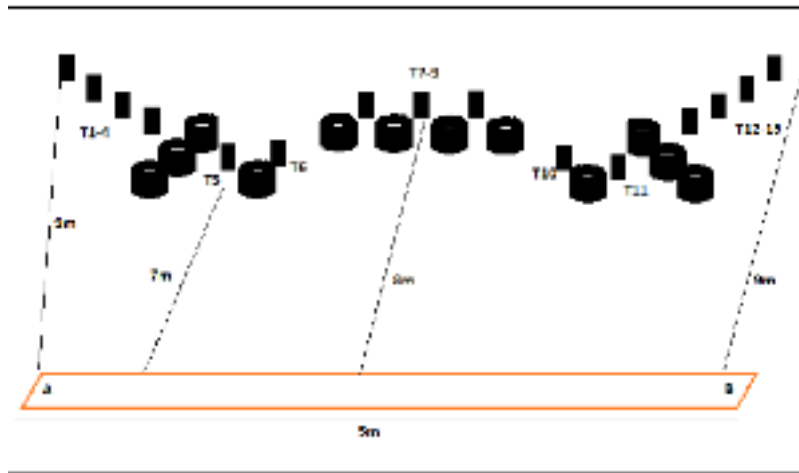
4. Round 1 stage 4



CoF	Comstock - Short	Points	40 p
Targets	8 plates, 2 no-shoot, Total 8 targets	Min rounds	8
Firearm	Shotgun	Match-%	6.02%

Procedure	On audible start signal, engage targets as they become visible from within the demarcated area.
Starting position	Heels touching marks, gun held in two hands at waist level.
Firearm ready condition	Unloaded Option 3
Start on	Audible signal
Stop on	Last shot
Penalties	As per current edition of rules
Safety angles	90/90/90
Setup notes	Use Stage 3 set up

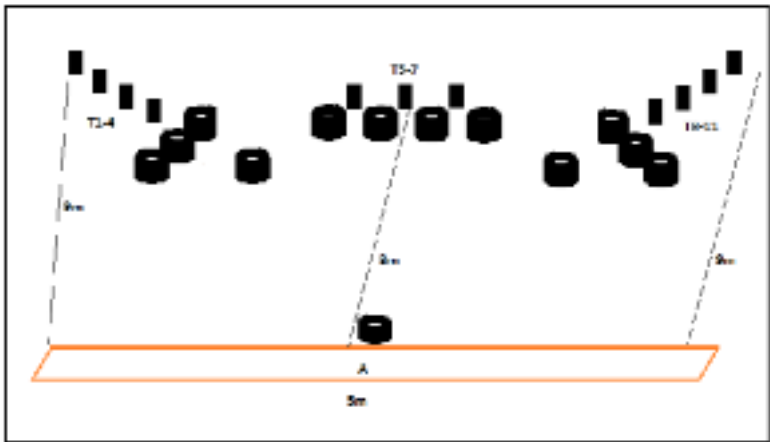
5. Stage 5



CoF	Comstock - Medium	Points	75 p
Targets	15 plates, Total 15 targets	Min rounds	15
Firearm	Shotgun	Match-%	11.28%

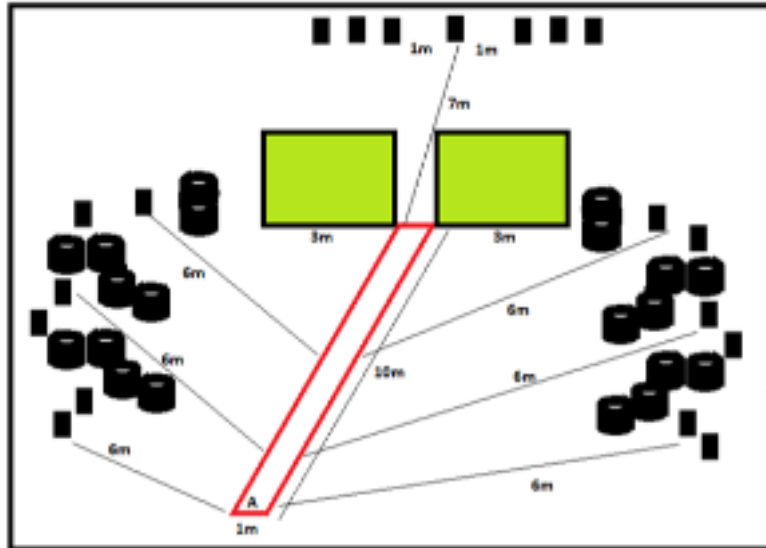
Procedure	Standing upright at either end of the shooting area. Gun loaded Option 1 and held in two hands at waist level. On the audible start signal, engage the targets as they become visible from within the demarcated area.
Starting position	Gun loaded and held in two hands at waist level.
Firearm ready condition	Option 1
Start on	Audible signal
Stop on	Last shot
Penalties	As per current edition of rules
Safety angles	90/90/90 or Local MAR
Setup notes	T1-4 & 10 from A, T 7-9 seen straight on, T6, T 12-15 from B.

6. Stage 6



CoF	Comstock - Medium	Points	55 p
Targets	11 plates, Total 11 targets	Min rounds	11
Firearm	Shotgun	Match-%	8.27%
Procedure	Standing Upright at A, gun Loaded Option 1 placed on tyres, trigger mechanism inside inner rim, pointing directly down range. On the audible start signal engage the targets as they become visible.		
Starting position	Gun loaded & placed on tyres		
Firearm ready condition	Option 1		
Start on	Audible signal		
Stop on	Last shot		
Penalties	As per current edition of rules		
Safety angles	90/90/90		
Setup notes	Use stage 5 set up. Tyres - 2 high.		

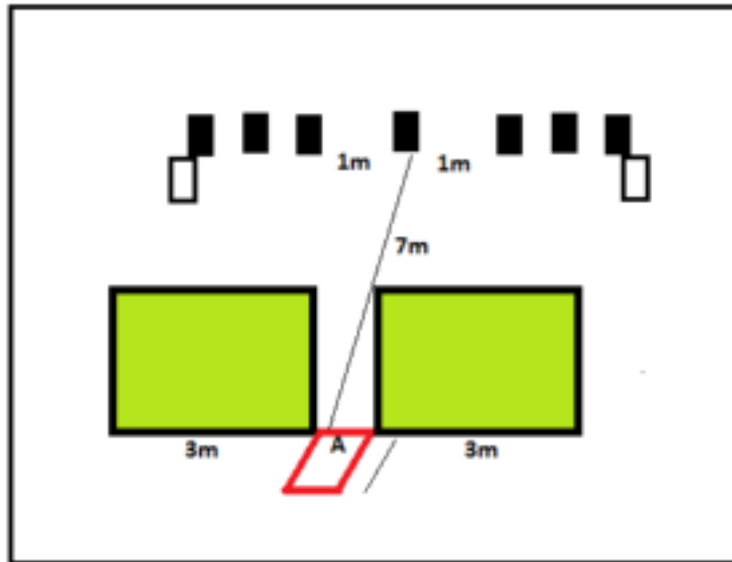
7. Stage 7



CoF	Comstock - Long	Points	95 p
Targets	19 plates, Total 19 targets	Min rounds	19
Firearm	Shotgun	Match-%	14.29%

Procedure	Standing upright at A with heels touching marks. Gun loaded Option 1, half in two hands at waist level. On audible start signal engage targets as they become visible.
Starting position	Gun loaded and held in two hands.
Firearm ready condition	Option 1
Start on	Audible signal
Stop on	Last shot
Penalties	As per current edition of rules
Safety angles	90/90/90 or local MAR
Setup notes	Ensure targets are hidden once they have been passed beyond the 90 degrees.

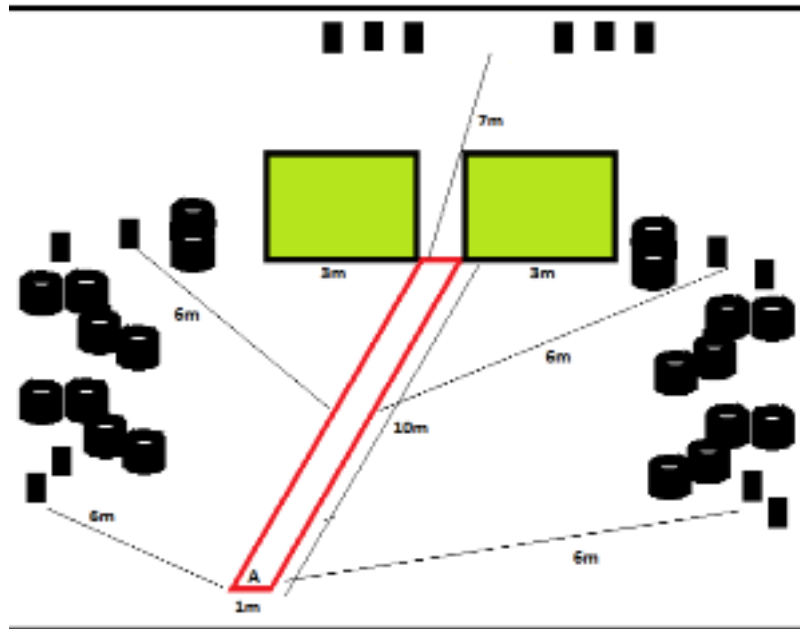
8. Stage 8



CoF	Comstock - Short	Points	35 p
Targets	7 plates, Total 7 targets	Min rounds	7
Firearm	Shotgun	Match-%	5.26%

Procedure	Standing upright p, facing up range at A, with heels touching marks. Gun loaded Option 2 and held at trail in weak hand (gun pointing down range) On audible start signal engage targets as they become visible.
Starting position	Gun loaded held at trail in weak hand.
Firearm ready condition	Option 2
Start on	Audible signal
Stop on	Last shot
Penalties	As per current edition of rules
Safety angles	90/90/90
Setup notes	Use front of stage 7

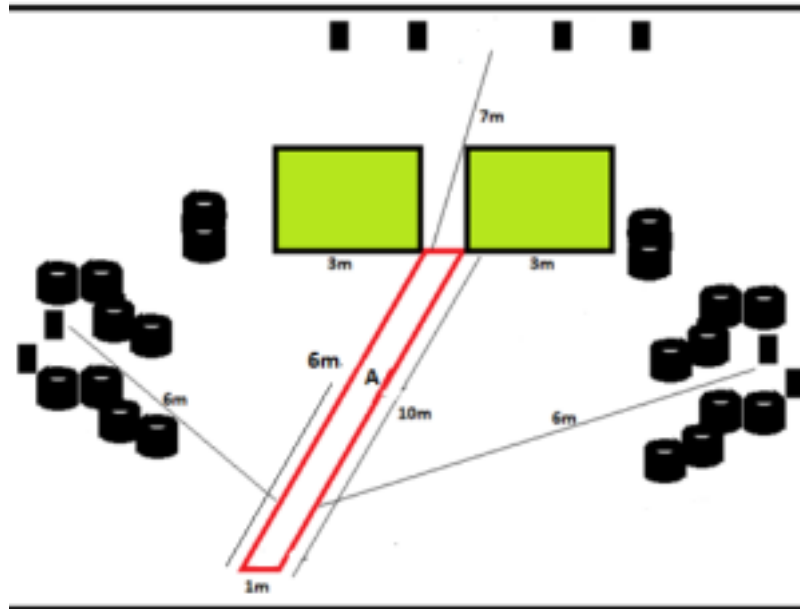
9. Stage 9



CoF	Comstock - Medium	Points	70 p
Targets	14 plates, Total 14 targets	Min rounds	14
Firearm	Shotgun	Match-%	10.53%

Procedure	Standing upright at A with heels touching marks. Gun, loaded Option 1 held at trail in strong hand.
Starting position	Gun held at trail in strong hand.
Firearm ready condition	Option 1
Start on	Audible signal
Stop on	Last shot
Penalties	As per current edition of rules
Safety angles	90/90/90 or Local MAR
Setup notes	Use targets from Stage 7

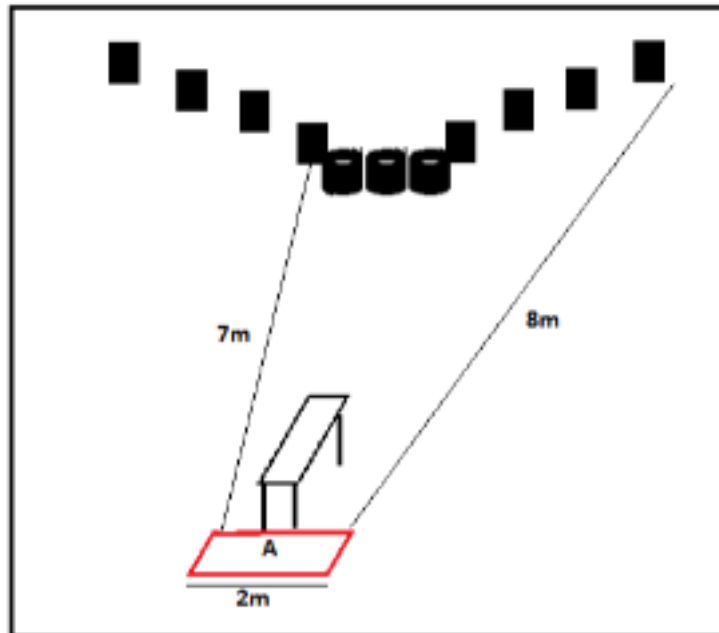
10. Stage 10



CoF	Comstock - Short	Points	40 p
Targets	8 plates, Total 8 targets	Min rounds	8
Firearm	Shotgun	Match-%	6.02%

Procedure	Standing upright at A, u loaded gun, Option 3, held in two hands at waist level. On audible start signal engage targets as they become visible.
Starting position	Gun held in two hands at waist level.
Firearm ready condition	Unloaded Option 3
Start on	Audible signal
Stop on	Last shot
Penalties	As per current edition of rules
Safety angles	90/90/90 or Local MAR
Setup notes	Use targets from stage 7

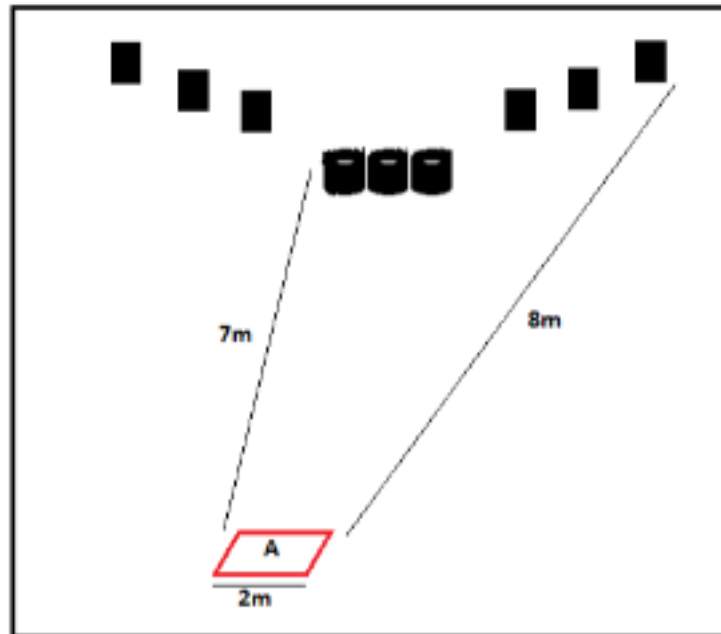
11. Stage 11



CoF	Comstock - Short	Points	40 p
Targets	8 popper, Total 8 targets	Min rounds	8
Firearm	Shotgun	Match-%	6.02%

Procedure	Standing upright with hands flat on table either side of gun. Loaded gun, Option 1, placed wholly on table along middle pointing directly down range. On audible start signal shoot targets as they become visible.
Starting position	Gun loaded & placed Woolley on table
Firearm ready condition	Loaded Option 1
Start on	Audible signal
Stop on	Last shot
Penalties	As per current edition of rules
Safety angles	90/90/90 or Local MAR
Setup notes	T4 & T5 only visible from edge of shooting areas.

12. Stage 12



CoF	Comstock - Short	Points	30 p
Targets	6 plates, Total 6 targets	Min rounds	6
Firearm	Shotgun	Match-%	4.51%

Procedure	Standing up right with gun, loaded Option 1, held in two hands at waist level. On audible start signal, engage targets from your weak shoulder only
Starting position	Gun loaded and held in two hands at waist level
Firearm ready condition	Loaded Option 1
Start on	Audible signal
Stop on	Last shot
Penalties	As per current edition of rules
Safety angles	90/90/90
Setup notes	Use outer targets from stage 11