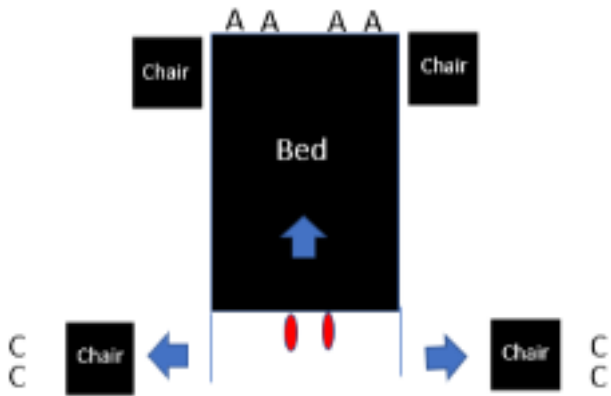


1. Tying Your Laces

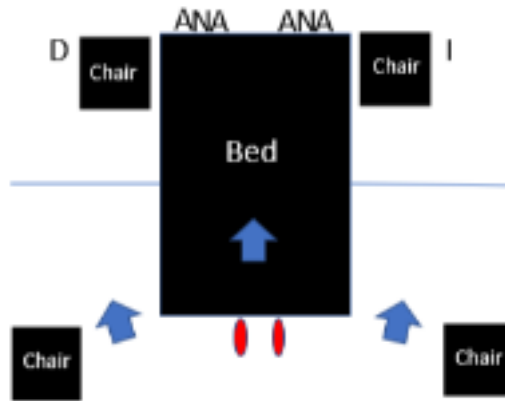
Stage 1 – Tying your laces



CoF	Comstock - Medium	Points	80 p
Targets	8 paper, Total 8 targets	Min rounds	16
Firearm	Action Air	Match-%	17.78%
Procedure	Sitting on the end of the bed, bending over with hands touching one shoe as if tying laces. Gun loaded in holster. On the audible start signal, engage the targets from the defined area, not from the bed.		
Starting position	Gun loaded & holstered		
Firearm ready condition	Loaded		
Start on	Audible signal		
Stop on	Last shot		
Penalties	As per current edition of rules		
Safety angles	90/90/90		
Setup notes			

2. Pillow Talk

Stage 2 – Pillow Talk

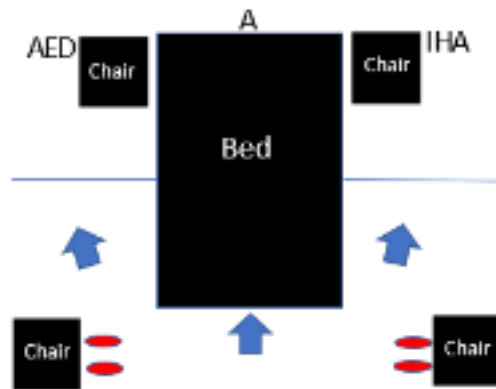


CoF	Comstock - Short	Points	60 p
Targets	6 paper, Total 6 targets	Min rounds	12
Firearm	Action Air	Match-%	13.33%

Procedure	Standing upright facing bed, arms hugging a full size pillow to your chest. Gun loaded in holster. On audible start signal engage targets from within the designated area. You must hold the pillow off the ground and may not climb onto the bed.		
Starting position	Gun loaded & holstered		
Firearm ready condition	Loaded.		
Start on	Audible signal		
Stop on	Last shot		
Penalties	As per current edition of rules		
Safety angles	90/90/90		
Setup notes	Targets D & I should not be seen from start position.		

3. Choices, Choices

Stage 3 – Choices, Choices

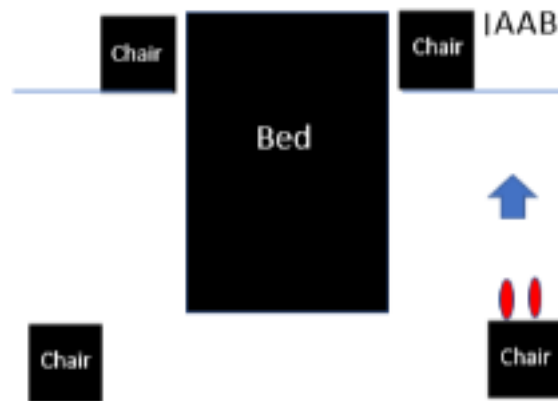


CoF	Comstock - Medium	Points	70 p
Targets	7 paper, Total 7 targets	Min rounds	14
Firearm	Action Air	Match-%	15.56%

Procedure	Standing upright with back of legs touching either chair. Gun loaded in holster. On audible start signal engage targets from within designated area. You may not climb on the bed.		
Starting position	Gun loaded & holstered		
Firearm ready condition	Loaded		
Start on	Audible signal		
Stop on	Last shot		
Penalties	As per current edition of rules		
Safety angles	90/90/90		
Setup notes			

4. En-suite

Stage 4 – En-suite

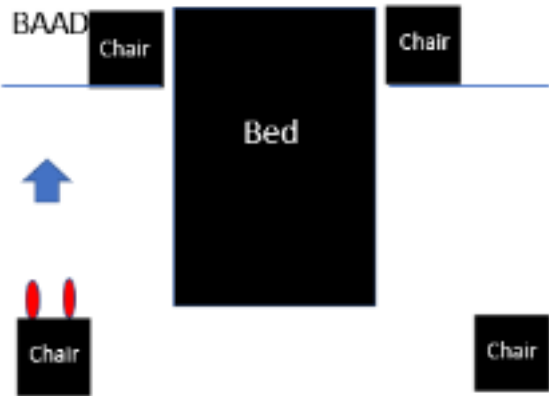


CoF	Comstock - Short	Points	40 p
Targets	4 paper, Total 4 targets	Min rounds	8
Firearm	Action Air	Match-%	8.89%

Procedure	Seated on chair facing targets with hands on knees. Gun on floor between feet. Magazine inserted with empty chamber. On audible start signal shoot targets.		
Starting position	Gun loaded & holstered		
Firearm ready condition	Loaded, empty chamber		
Start on	Audible signal		
Stop on	Last shot		
Penalties	As per current edition of rules		
Safety angles	90/90/90		
Setup notes			

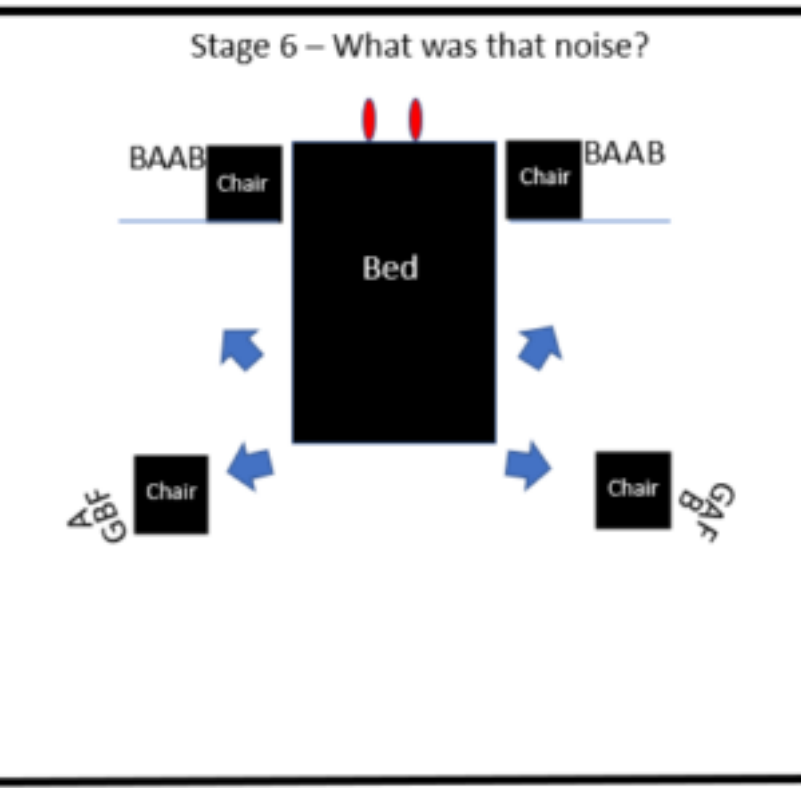
5. No Rest for the Wicked.

Stage 5 – No rest for the wicked



CoF	Comstock - Short	Points	40 p
Targets	4 paper, Total 4 targets	Min rounds	8
Firearm	Action Air	Match-%	8.89%
Procedure	Seated on chair, holding book or magazine in two hands at waist level. Gun loaded in holster. On audible start signal, shoot targets whilst remaining seated.		
Starting position	Gun loaded & holstered		
Firearm ready condition	Loaded.		
Start on	Audible signal		
Stop on	Last shot		
Penalties	As per current edition of rules		
Safety angles	90/90/90		
Setup notes			

6. What Was That Noise



CoF	Comstock - Long	Points	160 p
Targets	16 paper, Total 16 targets	Min rounds	32
Firearm	Action Air	Match-%	35.56%
Procedure	Lying on back on bed with hands touching head board/wall above head. Unloaded gun on either chair near your head. All magazines required for the stage on your belt. On the audible start signal shoot the targets whilst remaining on the bed.		
Starting position	Gun unloaded on either chair by head.		
Firearm ready condition	Unloaded		
Start on	Audible signal		
Stop on	Last shot		
Penalties	As per current edition of rules		
Safety angles	Full 360		
Setup notes			