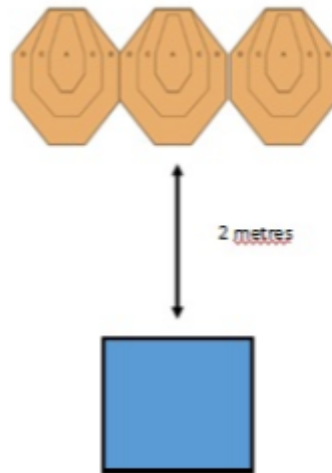


1. Stage 1 Half Presidente



Stage 1 Half Presidente

Range Equipment

3x Micro IPSC targets placed at a maximum height of two metres.

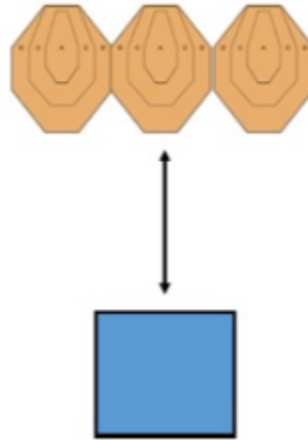
Stage Instructions

Start position gun loaded and holstered. Shooter starts facing up range hands in the surrender position, on the signal turn and engage each target with a minimum of two rounds.

CoF	Comstock - Short	Points	30 p
Targets	3 paper, Total 3 targets	Min rounds	6
Firearm	Action Air	Match-%	11.76%

Procedure	Start position gun loaded and holstered. Shooter starts facing up range hands in the surrender position, on the signal turn and engage each target with a minimum of two rounds.
Starting position	Gun loaded & holstered
Firearm ready condition	
Start on	Audible signal
Stop on	Last shot
Penalties	As per current edition of rules
Safety angles	L/R
Setup notes	

2. Stage 2: A Posh One



Stage 2: A Posh One

Range Equipment

3x Micro IPSC targets placed at a maximum height of two metres

Number of Rounds: 9

Stage Instructions

Start position gun loaded and holstered.

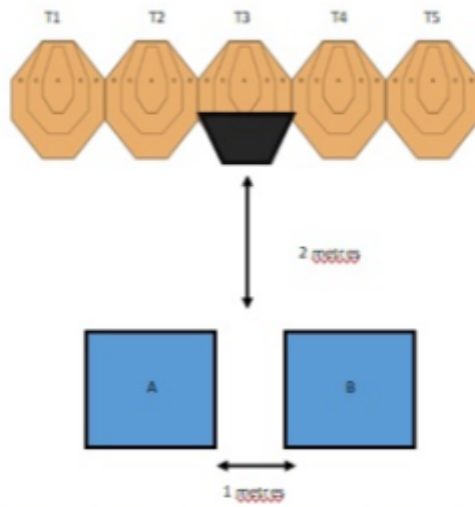
Shooter starts facing down range, hands naturally by their sides.

On the signal engage the targets with a minimum of two rounds each, then a compulsory reload followed by a maximum of one further round on each target fired from the weakside only.

CoF	Comstock - Short	Points	45 p
Targets	3 paper, Total 3 targets	Min rounds	9
Firearm	Action Air	Match-%	17.65%

Procedure	Start position gun loaded and holstered. Shooter starts facing down range, hands naturally by their sides. On the signal engage the targets with a minimum of two rounds each, then a compulsory reload followed by a maximum of one further round on each target fired from the WEAKSIDE UNSUPPORTED.
Starting position	Gun loaded & holstered
Firearm ready condition	
Start on	Audible signal
Stop on	Last shot
Penalties	As per current edition of rules
Safety angles	L/R
Setup notes	

3. Stage 3: Accuracy is Final



Stage 3: Accuracy is Final

Range Equipment
5x Micro IPSC targets, one with partial hardcover, placed at a maximum height of two 0000.00.

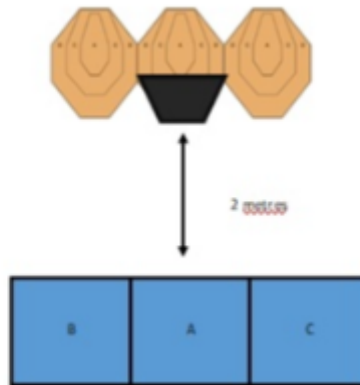
Number of rounds: 12

Stage Instructions
Start position gun loaded and holstered.
Shooter starts facing down range, hands naturally by their sides. Start in either box A or B.
On the signal engage the targets from the correct shooting boxes, please note T3 is scored with four rounds.
Engage T1, T2 and T3 from Box A. Engage T3, T4 and T5 from Box B.

CoF	Comstock - Short	Points	60 p
Targets	6 paper, Total 6 targets	Min rounds	12
Firearm	Action Air	Match-%	23.53%

Procedure	Start position gun loaded and holstered. Shooter starts facing down range, hands naturally by their sides. Start in either box A or B. On the signal engage the targets from the correct shooting boxes, please note T3 is scored with four rounds. Engage T1, T2 and T3 from Box A. Engage T3, T4 and T5 from Box B.
Starting position	Gun loaded & holstered
Firearm ready condition	
Start on	Audible signal
Stop on	Last shot
Penalties	As per current edition of rules
Safety angles	L/R
Setup notes	

4. Stage 4: A Bad Hand



Stage 4: A Bad hand

Range Equipment

3x Micro IPSC targets, one with partial hardcover, placed at a maximum height of two meters.

Number of rounds: 12

Stage Instructions

Start position gun loaded and holstered.

Shooter starts facing down range, hands naturally by their sides. Start in box A.

On the signal engage the targets with a minimum of 2 rounds.

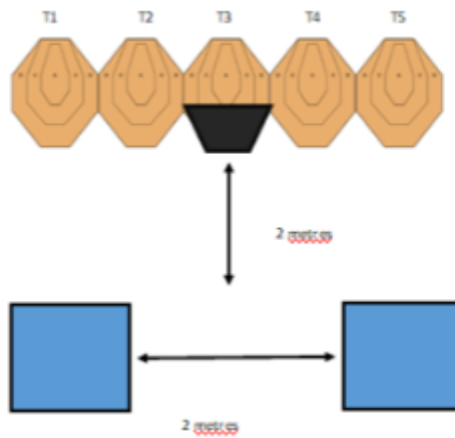
Following a mandatory reload, the shooter will move to either box B or Box C.

In box B, shooter will engage the targets with one round from the WEAKHAND unsupported only. In box C the shooter will engage the targets with one round from the STRONGHAND unsupported only.

CoF	Comstock - Short	Points	60 p
Targets	6 paper, Total 6 targets	Min rounds	12
Firearm	Action Air	Match-%	23.53%

Procedure	Start position gun loaded and holstered. Shooter starts facing down range, hands naturally by their sides. Start in box A. On the signal engage the targets with a minimum of 2 rounds. Following a mandatory reload, the shooter will move to either box B or Box C. In box B, shooter will engage the targets with one round from the WEAKHAND unsupported only. In box C the shooter will engage the targets with one round from the STRONGHAND unsupported only.
Starting position	Gun loaded & holstered
Firearm ready condition	
Start on	Audible signal
Stop on	Last shot
Penalties	As per current edition of rules
Safety angles	L/R
Setup notes	

5. Stage 5 Was it one or two shots?



Stage 5: Was it one or two shots?

Range Equipment

5x Micro IPSC targets, one with partial hardcover, placed at a maximum height of two meters.

Number of rounds: 12

Stage Instructions

Start position gun loaded and holstered.

Shooter starts facing down range, hands naturally by their sides. Start in either shooting box.

On the signal engage the targets from the correct shooting boxes, please note T3 is scored with four rounds.

From each box, engage the targets as follows; T1, T2, T4, T5 are to be engaged with ONE round only, T3 is to be engaged with TWO rounds. The shooter will then move to the opposite shooting box and repeat.

CoF	Comstock - Short	Points	60 p
Targets	6 paper, Total 6 targets	Min rounds	12
Firearm	Action Air	Match-%	23.53%

Procedure	Start position gun loaded and holstered. Shooter starts facing down range, hands naturally by their sides. Start in either shooting box. On the signal engage the targets from the correct shooting boxes, please note T3 is scored with four rounds. From each box, engage the targets as follows; T1, T2, T4, T5 are to be engaged with ONE round only, T3 is to be engaged with TWO rounds. The shooter will then move to the opposite shooting box and repeat.
Starting position	Gun loaded & holstered
Firearm ready condition	
Start on	Audible signal
Stop on	Last shot
Penalties	As per current edition of rules
Safety angles	L/R
Setup notes	