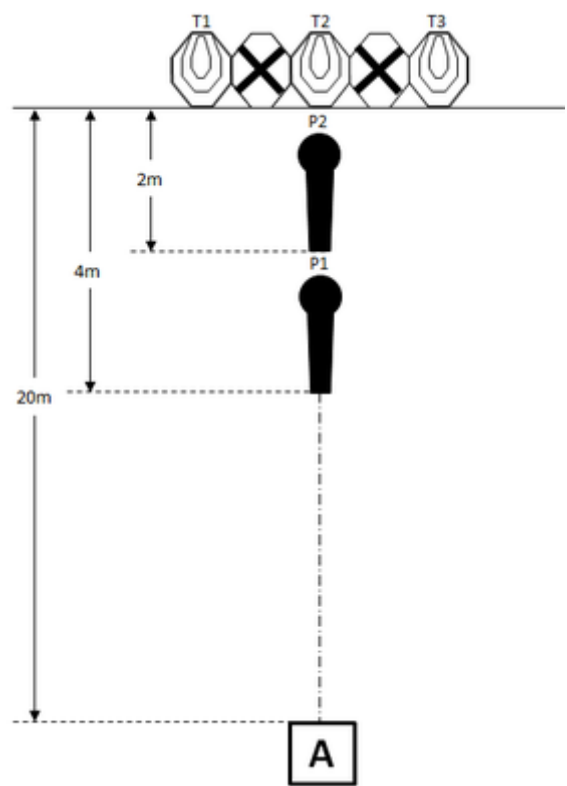


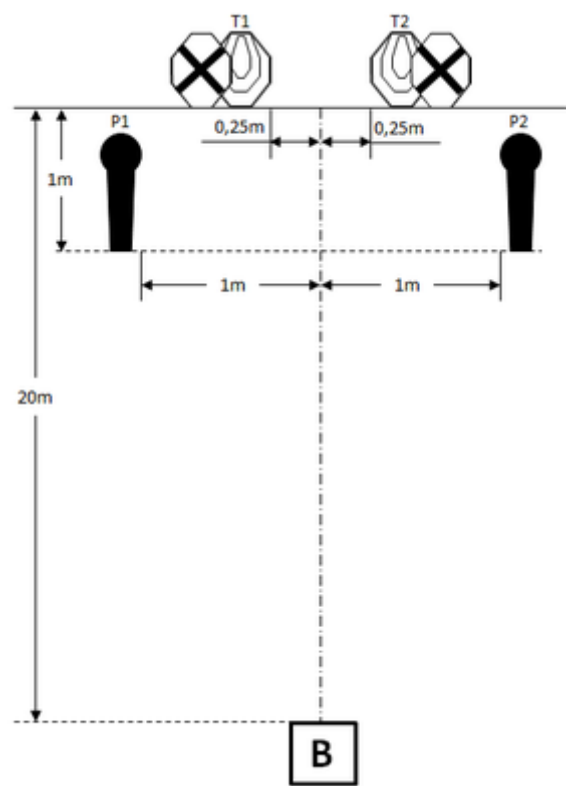
1. Mini Rifle Juni #1



CoF	Comstock - Short	Points	40 p
Targets	3 paper, 2 popper, 2 no-shoot, Total 5 targets	Min rounds	8
Firearm	Mini Rifle	Match-%	24.24%

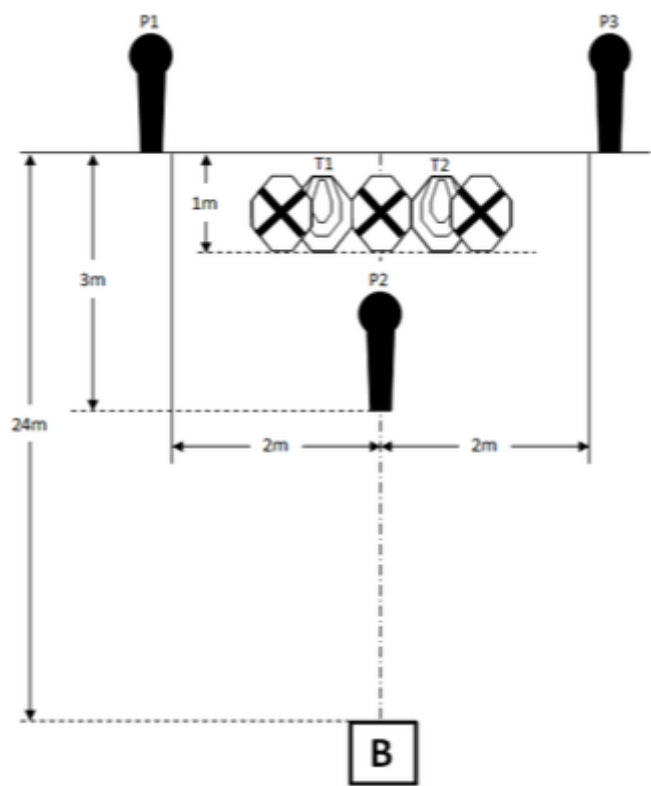
Procedure	After the audible start signal engage.
Starting position	Standing erect in area "A", stock touching the competitor at hip level.
Firearm ready condition	Loaded (Option 1).
Start on	Audible signal
Stop on	Last shot
Penalties	As per current edition of rules
Safety angles	L/R
Setup notes	

2. Mini Rifle Juni #2



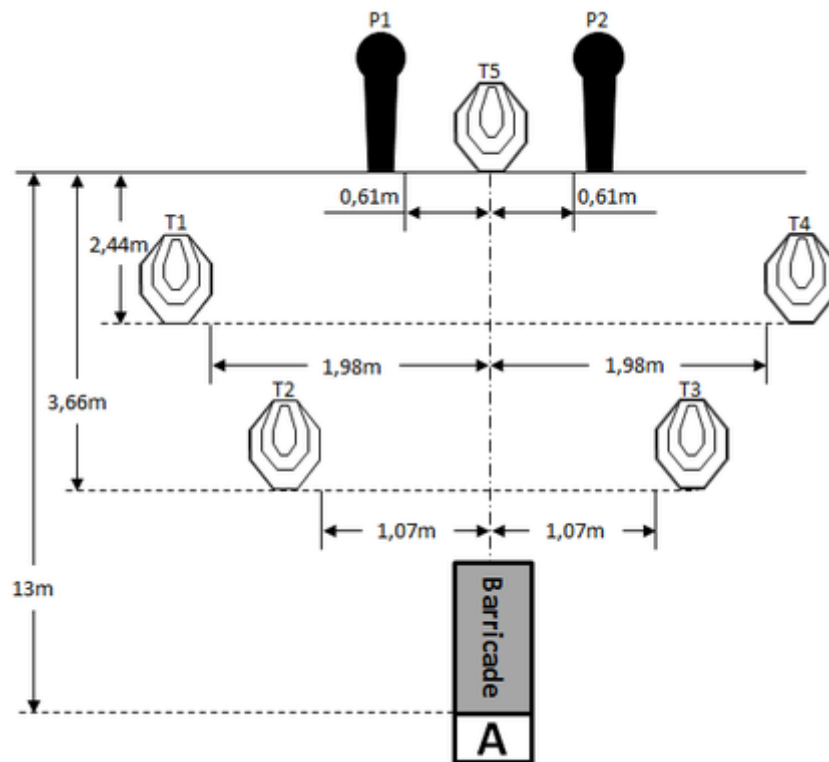
CoF	Comstock - Short	Points	30 p
Targets	2 paper, 2 popper, 2 no-shoot, Total 4 targets	Min rounds	6
Firearm	Mini Rifle	Match-%	18.18%
Procedure	After the audible start signal engage.		
Starting position	Standing erect in area "B", stock touching the competitor at hip level.		
Firearm ready condition	Loaded (Option 1).		
Start on	Audible signal		
Stop on	Last shot		
Penalties	As per current edition of rules		
Safety angles	L/R		
Setup notes			

3. Mini Rifle Juni #3



CoF	Comstock - Short	Points	35 p
Targets	2 paper, 3 popper, 3 no-shoot, Total 5 targets	Min rounds	7
Firearm	Mini Rifle	Match-%	21.21%
Procedure	After the audible start signal engage.		
Starting position	Standing erect in area "B", stock touching the competitor at hip level.		
Firearm ready condition	Loaded (Option 1)		
Start on	Audible signal		
Stop on	Last shot		
Penalties	As per current edition of rules		
Safety angles	L/R		
Setup notes			

4. Mini Rifle Juni #4



CoF	Comstock - Medium	Points	60 p
Targets	5 paper, 2 popper, Total 7 targets	Min rounds	12
Firearm	Mini Rifle	Match-%	36.36%

Procedure	After the audible start signal engage alternatively IPSC Targets T1 and T2 from the left side of the barricade or IPSC Targets T3 and T4 from the right side of the barricade. Then alternatively engage IPSC Targets T3 and T4 from the right side of the barricade or IPSC Targets T1 and T2 from the left side of the barricade. IPSC Target T5, IPSC Popper P1 and P2 may be shot from either side of the barricade.
Starting position	Standing erect in area "A", stock touching the competitor at hip level.
Firearm ready condition	Loaded (Option 1).
Start on	Audible signal
Stop on	Last shot
Penalties	As per current edition of rules
Safety angles	L/R
Setup notes	