


# 1. Double Down



**DOUBLE DOWN**

**RULES:** Practical Shooting Handbook, Latest Edition

**COURSE DESIGNER:** Clint VanDyke

**START POSITION:** Standing with heels on marks, gun loaded and holstered per ready condition.

**STAGE PROCEDURE:**  
Upon start signal engage targets from behind fault lines.

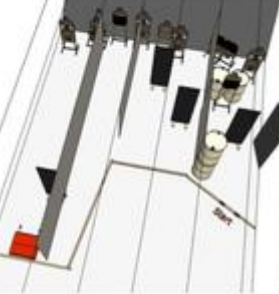

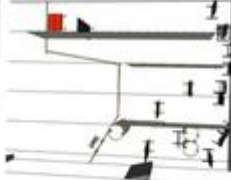
**SCORING:**  
Comstock, 24 rounds, 140 points

**TARGETS:** 14 Marks

**SCORED RIFES:** Best 2 per paper

**STARTER:** Audible - Last shot

**PENALTIES:** Per the Current Edition of the USPSA Rulebook

<p><b>SETUP NOTES:</b></p> <ul style="list-style-type: none"> <li>- 9 x 3' Stands</li> <li>- 2 x 3' Stands</li> <li>- 4 x Benches</li> <li>- Max Trap</li> <li>- Stump Pad</li> <li>- 4 x Vision Barriers</li> </ul>	<p><b>RO NOTES:</b></p>
--	-------------------------

<b>CoF</b>	Comstock - Long	<b>Points</b>	140 p
<b>Targets</b>	24 paper, 3 no-shoot, Total 24 targets	<b>Min rounds</b>	28
<b>Firearm</b>	Handgun	<b>Match-%</b>	77.78%

<b>Procedure</b>	Engage targets from behind fault lines.
<b>Starting position</b>	Gun loaded & holstered
<b>Firearm ready condition</b>	
<b>Start on</b>	Audible signal
<b>Stop on</b>	Last shot
<b>Penalties</b>	As per current edition of rules
<b>Safety angles</b>	
<b>Setup notes</b>	

## 2. Diamond Digger

### Diamond Digger by: Arrowood Boyz

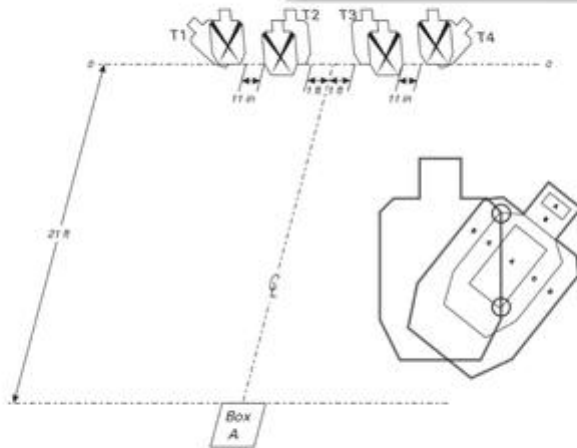


#### START POSITION:

Standing in shooting area, facing up range, toes against back of box, hands relaxed at sides. Handgun is loaded and holstered.

#### STAGE PROCEDURE:

On signal, turn, then draw and engage targets with two rounds each, then perform a mandatory reload and then engage targets with two rounds each while remaining in shooting area.



**SETUP NOTES:** T2 and T3 are 2 feet span edge to edge, or one foot off center line. The distance between no-shoots on both sides is 11 inches edge to edge. No-shoots on T2 and T3 have top of no-shoot with top of shoulder and with no-shoot scoring line vertically in the middle of the A zone.



Angle T1 and T4 as indicated in the inset above. The scoring lines or points of the no-shoot will overlay the scoring line or point of the shoot target. The circles in the inset above show the key alignment points. Targets are 55 inches high at the shoulders. Box A is 3 feet by 3 feet.

#### SCORING:

Virginia Count: 16 Rounds  
Points: 80

#### TARGETS:

4 x Metric

#### SCORED HITS:

Best 4 per paper

#### PENALTIES:

Per current edition of the USPSA rule book

#### START:

Audible

#### STOP:

Last shot

CoF	Virginia count - Short	Points	40 p
Targets	4 paper, 4 no-shoot, Total 4 targets	Min rounds	8
Firearm	Handgun	Match-%	22.22%

Procedure	Turn and engage targets with 2 rounds each, make a mandatory reload and engage targets with 2 rounds each.
Starting position	Standing in shooting area facing uprange, toes against back of box, gun loaded & holstered
Firearm ready condition	
Start on	Audible signal
Stop on	Last shot
Penalties	As per current edition of rules
Safety angles	
Setup notes	