






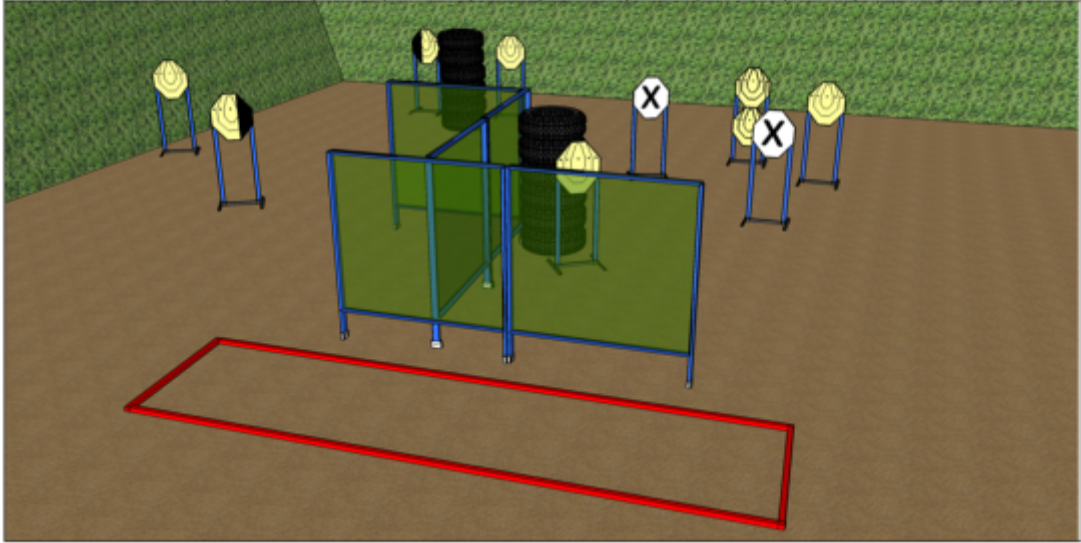


# 1. ULTIMATE SOLAR









STAGE NUMBER:	1	RANGE NUMBER:	1	<b>GOLDEN CITY</b> <small>SHOOTING CLUB</small>	Sponsored by: <b>ULTIMATE SOLAR</b>								
START POSITION:	Shooter starts anywhere in the designated area.												
STAGE PROCEDURE:	After the audible start signal engage targets.												
	16		8		0		2		0		0		0



CoF	Comstock - Medium	Points	80 p
Targets	8 paper, 2 no-shoot, Total 8 targets	Min rounds	16
Firearm	Handgun	Match-%	9.70%

Procedure	
Starting position	Gun loaded & holstered
Firearm ready condition	
Start on	Audible signal
Stop on	Last shot
Penalties	As per current edition of rules
Safety angles	L/R
Setup notes	








## 2. SPARTAN ARMS

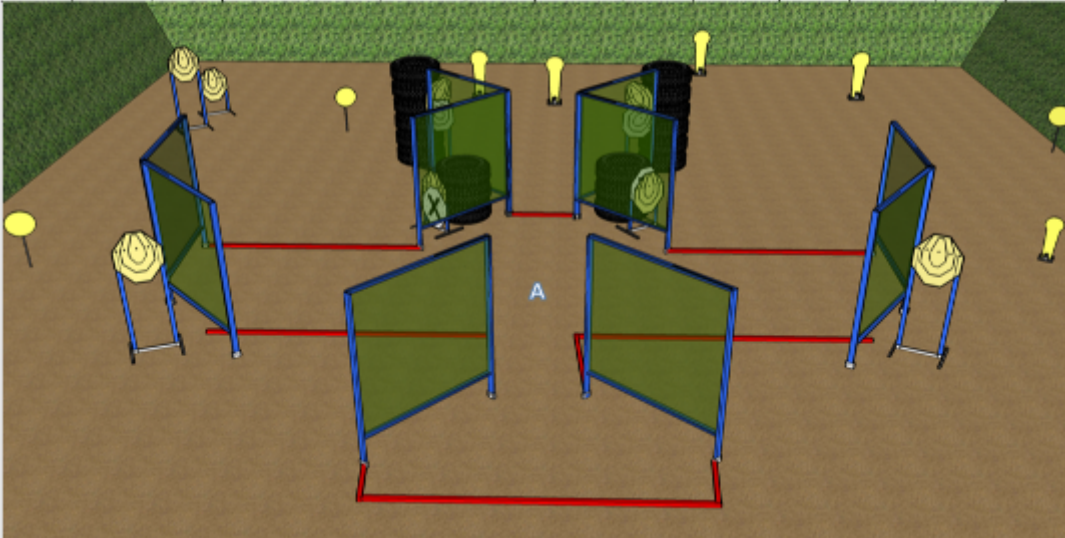
STAGE NUMBER:	2	RANGE NUMBER:	2	GOLDEN CITY <small>SHOOT'N SCORE IT</small>		Sponsored by: SPARTAN ARMS							
START POSITION:	Shooter starts anywhere in the designated area.												
STAGE PROCEDURE:	After the audible start signal engage targets.												
	9		4		0		0		0		0		1
													

CoF	Comstock - Short	Points	45 p
Targets	4 paper, 1 popper, Total 5 targets	Min rounds	9
Firearm	Handgun	Match-%	5.45%

Procedure	
Starting position	Gun loaded & holstered
Firearm ready condition	
Start on	Audible signal
Stop on	Last shot
Penalties	As per current edition of rules
Safety angles	L/R
Setup notes	

### 3. ZINIA INTERNET








STAGE NUMBER:	3	RANGE NUMBER:	3	<b>GOLDEN CITY</b> <small>10-11-12-13-14-15</small>		Sponsored by: <b>ZINIA INTERNET</b>							
START POSITION:	Shooter starts with the heels of both feet touching the demarcated area at "A", facing the backstop, as demonstrated. The firearm is unloaded.												
STAGE PROCEDURE:	After the audible start signal engage targets.												
	24		8		0		4		4		1		3

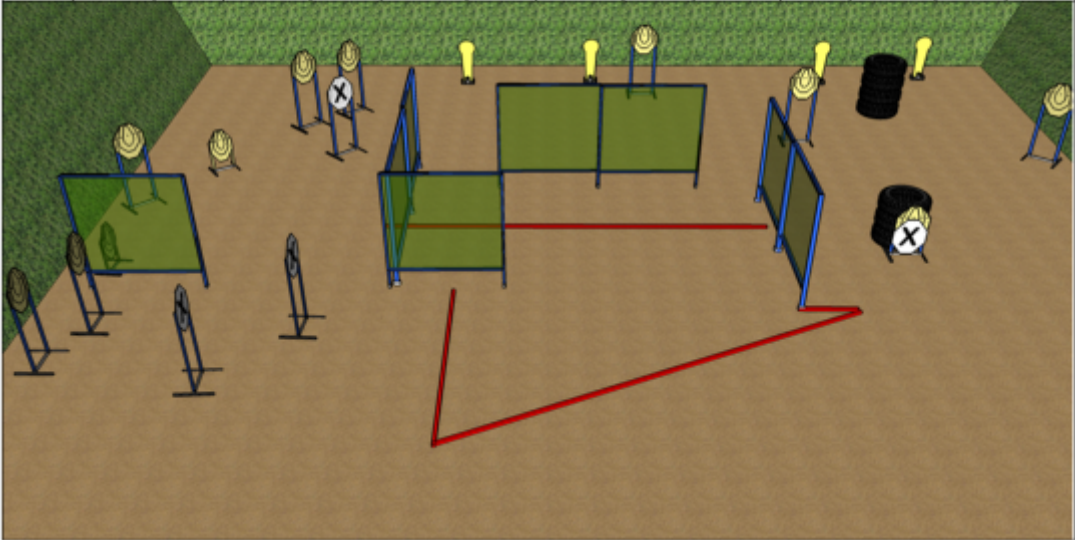


CoF	Comstock - Medium	Points	120 p
Targets	8 paper, 8 popper, 4 no-shoot, Total 16 targets	Min rounds	24
Firearm	Handgun	Match-%	14.55%

Procedure	
Starting position	Gun loaded & holstered
Firearm ready condition	
Start on	Audible signal
Stop on	Last shot
Penalties	As per current edition of rules
Safety angles	L/R
Setup notes	

# 4. COMPETE CABLING EQUIPMENT








STAGE NUMBER:	4	RANGE NUMBER:	4	<b>GOLDEN CITY</b> Sponsored by: <b>COMPLETE CABLING EQUIPMENT</b>									
START POSITION:	Shooter starts anywhere in the designated area.												
STAGE PROCEDURE:	After the audible start signal engage targets.												
	26		11		0		4		4		0		0

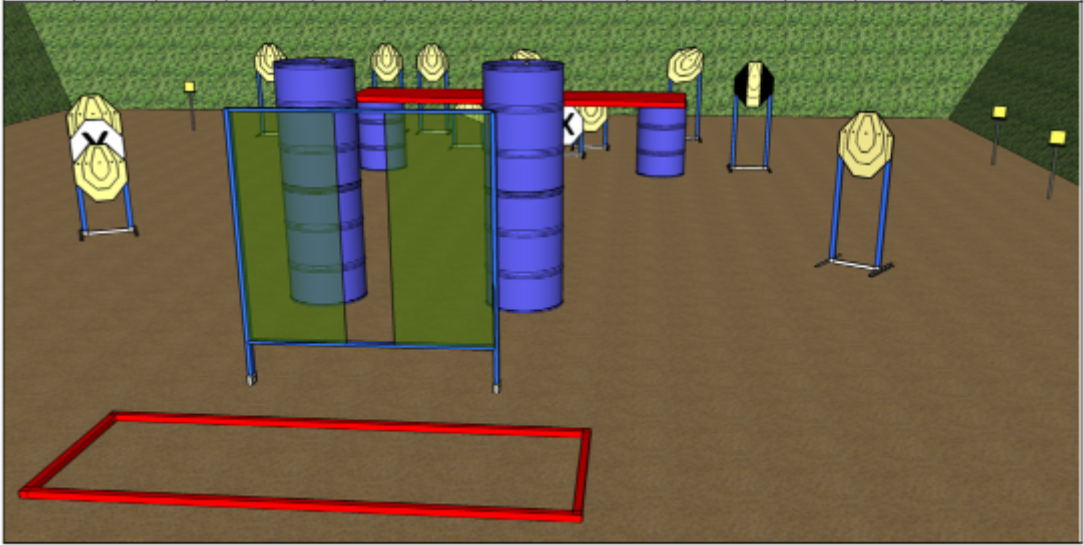


CoF	Comstock - Long	Points	130 p
Targets	11 paper, 4 popper, 4 no-shoot, Total 15 targets	Min rounds	26
Firearm	Handgun	Match-%	15.76%

Procedure	
Starting position	Gun loaded & holstered
Firearm ready condition	
Start on	Audible signal
Stop on	Last shot
Penalties	As per current edition of rules
Safety angles	L/R
Setup notes	

# 5. AD TACTICAL

STAGE NUMBER:	5	RANGE NUMBER:	5	GOLDEN CITY <small>SHOOTING CLUB</small>		Sponsored by: AD TACTICAL							
START POSITION:	Shooter starts anywhere in the designated area.												
STAGE PROCEDURE:	After the audible start signal engage targets.												
	25		11		0		2		0		0		3








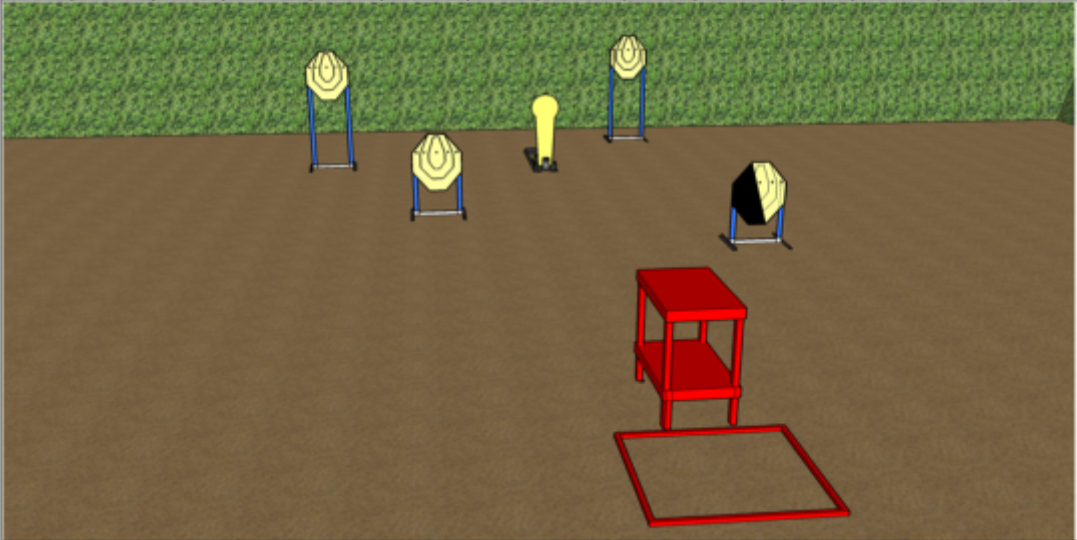


CoF	Comstock - Long	Points	125 p
Targets	11 paper, 3 popper, 2 no-shoot, Total 14 targets	Min rounds	25
Firearm	Handgun	Match-%	15.15%

Procedure	
Starting position	Gun loaded & holstered
Firearm ready condition	
Start on	Audible signal
Stop on	Last shot
Penalties	As per current edition of rules
Safety angles	L/R
Setup notes	










# 6. LEMON TREE - DEL FORNO

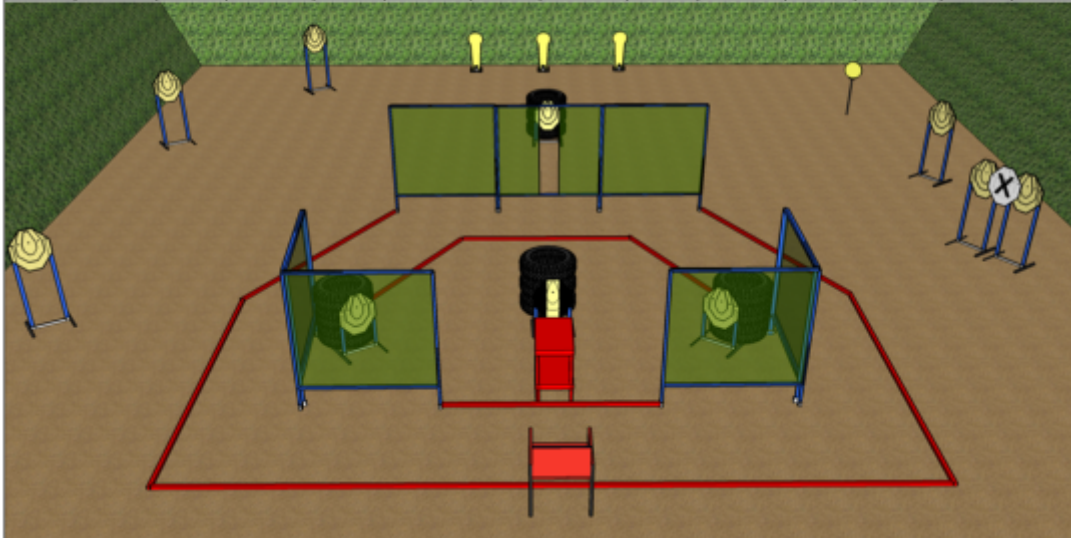
STAGE NUMBER:	6	RANGE NUMBER:	7	<b>GOLDEN CITY</b> <small>SHOOTING CLUB</small>	Sponsored by: <b>DEL FORNO – LEMON TREE</b>								
START POSITION:	Shooter starts anywhere in the designated area. The firearm is loaded and placed flat on the table pointing downrange.												
STAGE PROCEDURE:	After the audible start signal engage targets using the strong hand unsupported.												
	9		4		0		0		1		0		0
													

CoF	Comstock - Short	Points	45 p
Targets	4 paper, 1 popper, Total 5 targets	Min rounds	9
Firearm	Handgun	Match-%	5.45%

Procedure	
Starting position	Gun loaded & holstered
Firearm ready condition	
Start on	Audible signal
Stop on	Last shot
Penalties	As per current edition of rules
Safety angles	L/R
Setup notes	

## 7. CENTURY 21 - JHB EAST








STAGE NUMBER:	7	RANGE NUMBER:	8	<b>GOLDEN CITY</b> <small>SHOOTING CLUB</small> Sponsored by: <b>CENTURY 21 – JHB EAST</b>									
START POSITION:	Shooter starts seated with back against the backrest and hands on knees. The firearm is loaded with the chamber empty and placed flat on the table pointing downrange.												
STAGE PROCEDURE:	After the audible start signal engage targets.												
	24		10		0		1		0		3		1

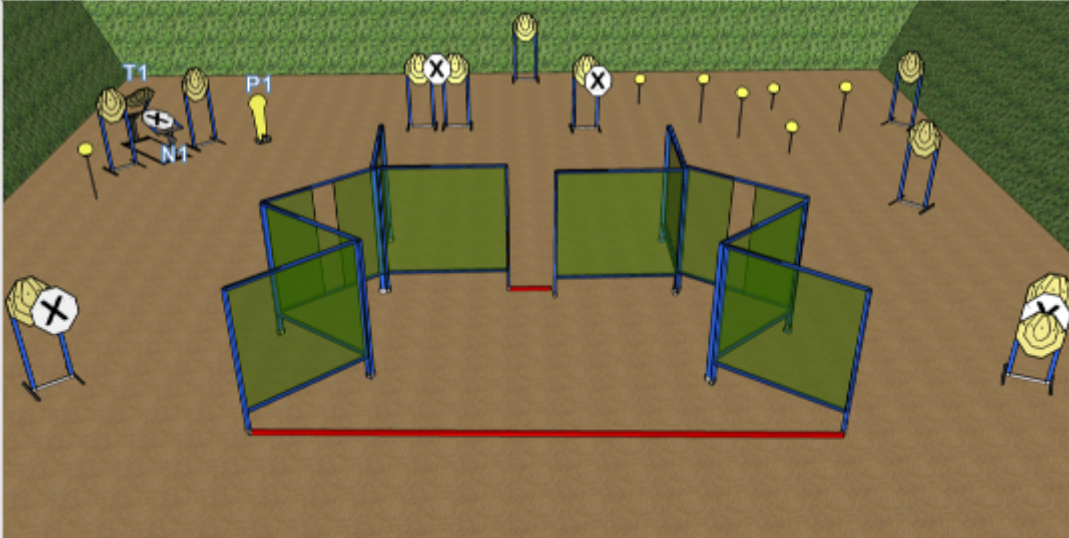


CoF	Comstock - Medium	Points	120 p
Targets	10 paper, 4 popper, 1 no-shoot, Total 14 targets	Min rounds	24
Firearm	Handgun	Match-%	14.55%

Procedure	
Starting position	Gun loaded & holstered
Firearm ready condition	
Start on	Audible signal
Stop on	Last shot
Penalties	As per current edition of rules
Safety angles	L/R
Setup notes	

## 8. SA BLOCK AFRIMAT

STAGE NUMBER:	8	RANGE NUMBER:	9	<b>GOLDEN CITY</b> <small>SHOOTING CLUB</small>	Sponsored by: SA BLOCK AFRIMAT								
START POSITION:	Shooter starts anywhere in the designated area.												
STAGE PROCEDURE:	After the audible start signal engage targets. P1 activates movers T1 and N1 which remain visible.												
	32		12		0		5		1		0		7



CoF	Comstock - Long	Points	160 p
Targets	12 paper, 8 popper, 5 no-shoot, Total 20 targets	Min rounds	32
Firearm	Handgun	Match-%	19.39%

Procedure	
Starting position	Gun loaded & holstered
Firearm ready condition	
Start on	Audible signal
Stop on	Last shot
Penalties	As per current edition of rules
Safety angles	L/R
Setup notes	