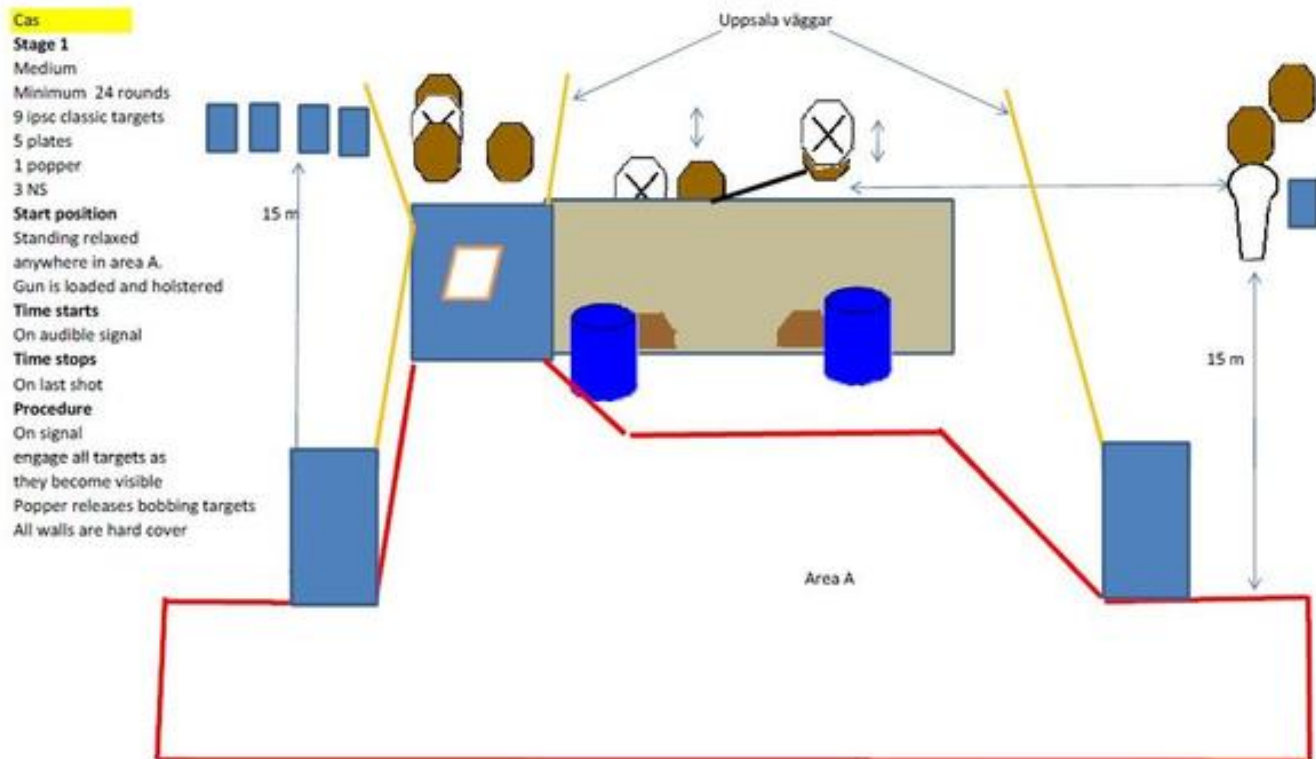


1. Cas



CoF	Comstock - Medium	Points	120 p
Targets	9 paper, 1 popper, 5 plates, 3 no-shoot, Total 15 targets	Min rounds	24
Firearm	Handgun	Match-%	13.95%

Procedure	Standing anywhere in area A
Starting position	Gun loaded & holstered
Firearm ready condition	
Start on	Audible signal
Stop on	Last shot
Penalties	As per current edition of rules
Safety angles	L/R
Setup notes	

2. 25 m V

25 m V

Stage 2

Medium

Minimum 20 rounds

100 points

10 ipsc classic targets

1 NS

Distance 3-8 m

Start position

Standing at marking

Gun is unloaded on either barrel

Muzzle pointing downrange.

All magazines and clips to be used lies on the other barrel.

Time starts

On audible signal

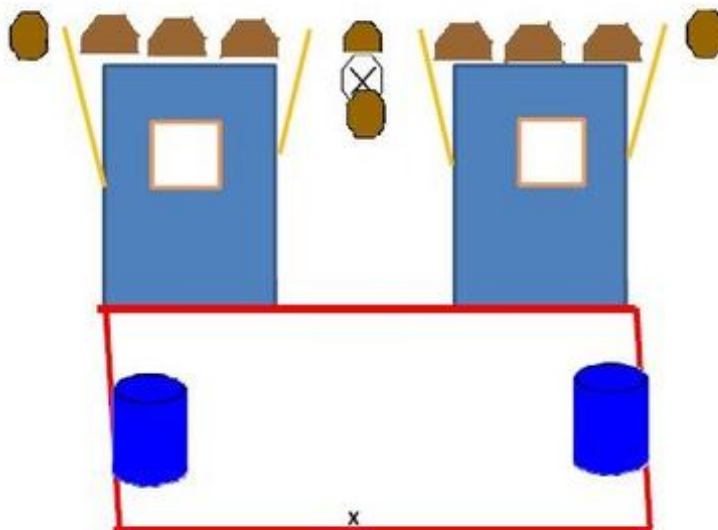
Time stops

On last shot

Procedure

On signal, engage all targets within the designated area.

All walls are hard cover



CoF	Comstock - Medium	Points	100 p
Targets	10 paper, 1 no-shoot, Total 10 targets	Min rounds	20
Firearm	Handgun	Match-%	11.63%

Procedure	Standing relaxed at marking, gun is unloaded on either barrel. Muzzle pointing downrange. All magazines and clips to be used lies on the other barrel.
Starting position	Standing relaxed at marking,
Firearm ready condition	
Start on	Audible signal
Stop on	Last shot
Penalties	As per current edition of rules
Safety angles	L/R
Setup notes	

3. 25 m H

25 m H

Stage 3

Medium

Minimum 17 rounds

85 points

4 mini ipsc classic targets

9 plates

Distance 15 m

Start position

Standing relaxed anywhere in area A

Gun loaded and holstered

Time starts

On audible signal

Time stops

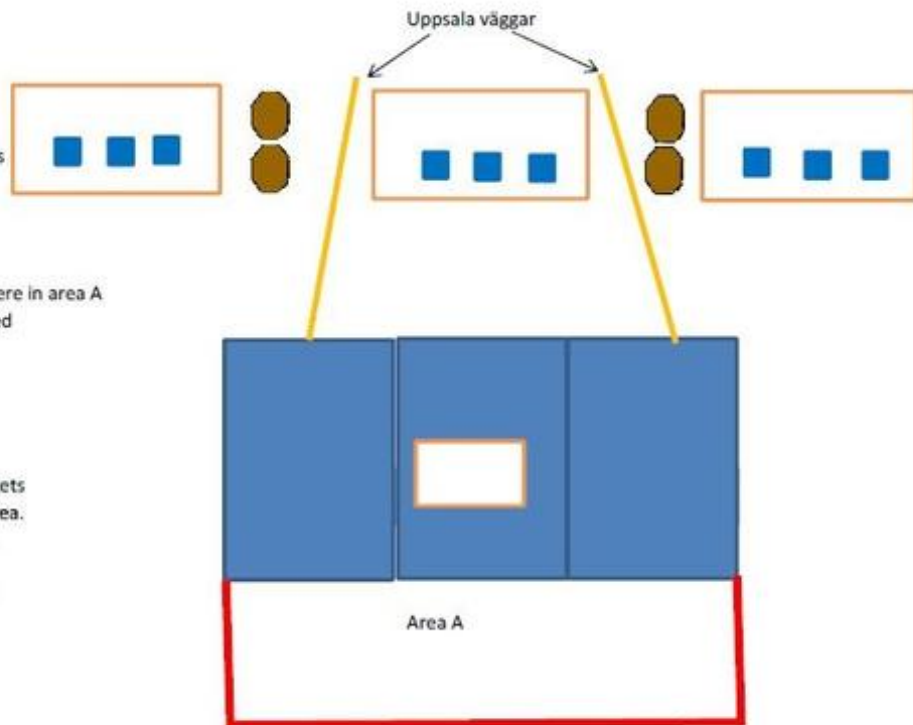
On last shot

Procedure

On signal engage all targets within the designated area.

Steel must fall to score.

All walls are hard cover

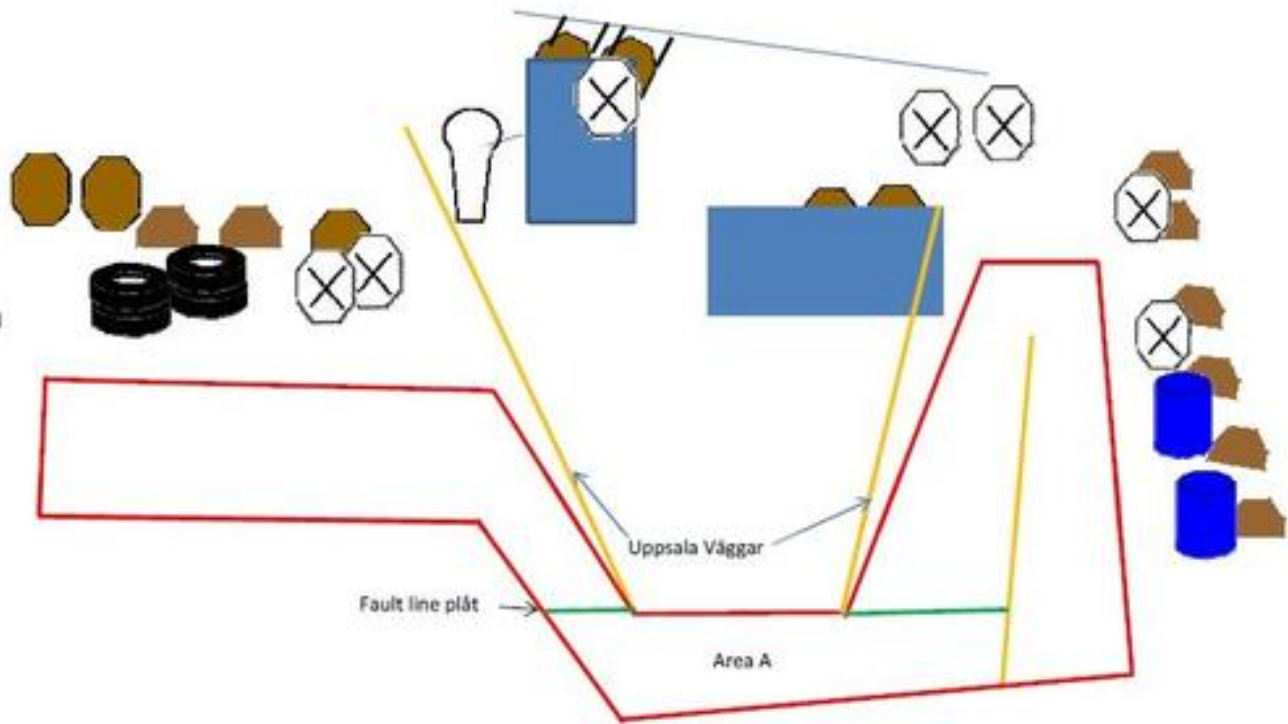


CoF	Comstock - Medium	Points	85 p
Targets	4 paper, 9 plates, Total 13 targets	Min rounds	17
Firearm	Handgun	Match-%	9.88%

Procedure	Standing relaxed anywhere in area A.
Starting position	Gun loaded & holstered
Firearm ready condition	
Start on	Audible signal
Stop on	Last shot
Penalties	As per current edition of rules
Safety angles	L/R
Setup notes	

4. Gropen

- Gropen**
- Stage 4**
- Long
- Minimum 31 rounds
- 155 points
- 15 ipsc classic targets
- 1 mini popper
- 7 NS
- Distance 3-16 m
- Start position**
Anywhere in area A
- Gun is loaded and holstered
- Time starts**
On audible signal
- Time stops**
On last shot
- Procedure**
On signal engage all targets as they become visible
- Popper starts mover.
- All walls are hard cover



CoF	Comstock - Long	Points	155 p
Targets	15 paper, 1 popper, Total 16 targets	Min rounds	31
Firearm	Handgun	Match-%	18.02%

Procedure	Standing anywhere in area A
Starting position	Gun loaded & holstered
Firearm ready condition	
Start on	Audible signal
Stop on	Last shot
Penalties	As per current edition of rules
Safety angles	L/R
Setup notes	

5. 100 m V

100 m Vänster

Stage 5

Short

Minimum 12 rounds

60 points

6 ipsc classic targets

distance 10 m

Start position

Standing in box A

Gun is loaded and holstered

Hands touching earmuffs.

Procedure

On start signal

Shoot T1-T3 with 2 rounds each using  hand only.

Then mandatory reload

and targets must be shot again

with 2 rounds

using weak hand only.

Time starts

On audible signal

Time stops

On last shot



Shooting targets with 2 hands or wrong hand is one penalty per shot.

Mandatory reload after every six shot

Shooting more than 6 shots before reload is one penalty per shot.

CoF	Comstock - Short	Points	60 p
Targets	6 paper, Total 6 targets	Min rounds	12
Firearm	Handgun	Match-%	6.98%

Procedure	Standing relaxed in box A. On signal, shoot T1-T3 with 2 rounds each with strong hand, then mandatory reload and shoot T4-T6 with weak hand. Mandatory reload every 6 shot.
Starting position	Gun loaded & holstered
Firearm ready condition	
Start on	Audible signal
Stop on	Last shot
Penalties	As per current edition of rules
Safety angles	L/R
Setup notes	

6. 100m H

100 m Höger

Stage 6

Medium

Minimum 22 rounds

110 points

5 ipsc classic targets

6 mini ipsc classic targets

8 NS

Distance 5-20 m

Start position

Standing behind door relaxed

Gun is loaded and holstered

Opening door activates rocking arm

Time starts

On audible signal

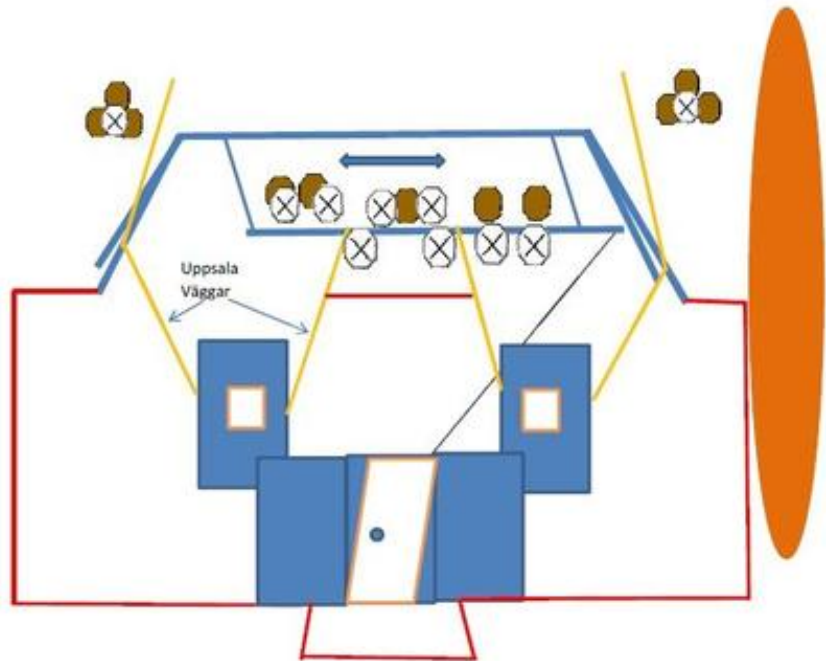
Time stops

On last shot

Procedure

On signal
engage all targets as they
become visible

All walls are hard cover



CoF	Comstock - Medium	Points	110 p
Targets	11 paper, 8 no-shoot, Total 11 targets	Min rounds	22
Firearm	Handgun	Match-%	12.79%

Procedure	Standing behind door relaxed. Gun is loaded and holstered. Opening door activates rocking arm
Starting position	Gun loaded & holstered
Firearm ready condition	
Start on	Audible signal
Stop on	Last shot
Penalties	As per current edition of rules
Safety angles	L/R
Setup notes	

7. 300 m V

300 m V

stage 7

Short

Minimum 12 rounds

60 points

6 ipsc classic targets

15-20 m

Start position

Standing relaxed behind pallet.

Gun is unloaded and holstered.

On signal engage all targets from pallet.

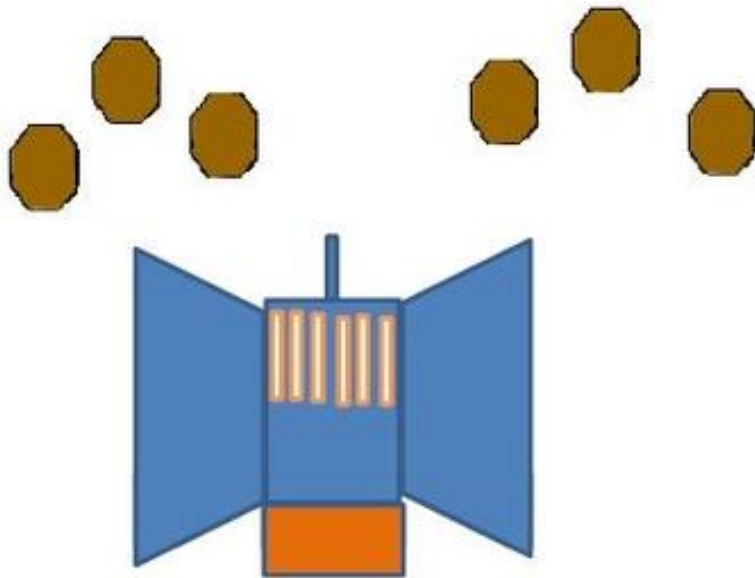
Time starts

On signal.

Time stops

On last shot

All walls are hard cover



CoF	Comstock - Short	Points	60 p
Targets	6 paper, Total 6 targets	Min rounds	12
Firearm	Handgun	Match-%	6.98%

Procedure	Standing relaxed behind pallet. Gun is unloaded and holstered. On signal engage all targets from pallet.
Starting position	Gun is unloaded and holstered. On signal engage all targets from pallet.
Firearm ready condition	
Start on	Audible signal
Stop on	Last shot
Penalties	As per current edition of rules
Safety angles	L/R
Setup notes	

8. 300 m H

300 m H

stage 8

Short

Minimum rounds 12

60 points

6 ipsc classic targets

Distance 2-3 m

Start position

Sitting on wall. Hands on knees.

Feet on markings.

Gun is loaded and holstered.

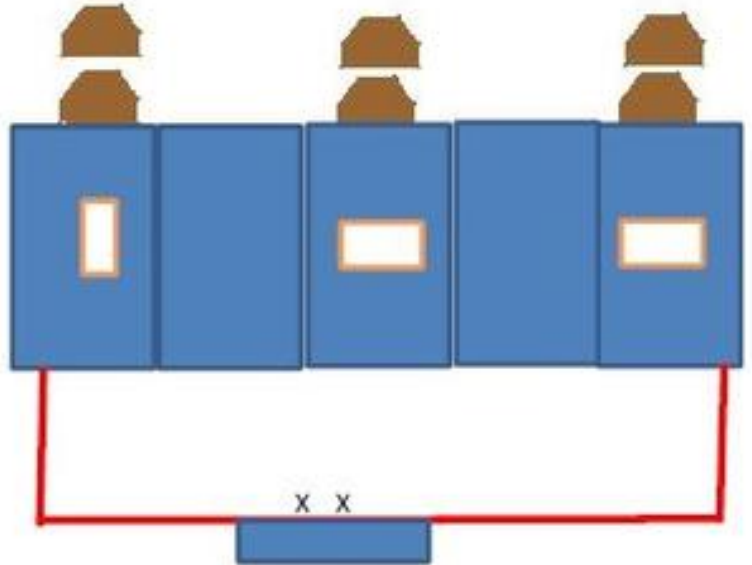
On signal engage targets at they become visible.

Time starts

On audible signal

Time stops

On last shot



All walls are hard cover

CoF	Comstock - Short	Points	60 p
Targets	6 paper, Total 6 targets	Min rounds	12
Firearm	Handgun	Match-%	6.98%

Procedure	Sitting on wall. Hands on knees. Feet on markings. On signal engage targets at they become visible.
Starting position	Gun loaded & holstered
Firearm ready condition	
Start on	Audible signal
Stop on	Last shot
Penalties	As per current edition of rules
Safety angles	L/R
Setup notes	

9. Hjort V

Hjort V

Stage 9

Short

Minimum 12 rounds

6 ipsc classic targets

Distance 10-15 m

Start position

Standing behind wall centered.

Toes against markings

Hands on markings

Gun is loaded and holstered

Time starts

On audible signal

Time stops

On last shot


Procedure

On signal

engage all targets as

they become visible

All walls are hard cover



CoF	Comstock - Short	Points	60 p
Targets	6 paper, Total 6 targets	Min rounds	12
Firearm	Handgun	Match-%	6.98%

Procedure	Standing behind wall centered. Toes against markings. Hands on markings
Starting position	Gun loaded & holstered
Firearm ready condition	
Start on	Audible signal
Stop on	Last shot
Penalties	As per current edition of rules
Safety angles	L/R
Setup notes	

10. Hjort H

Hjort H

Stage 10

Short

Minimum 10 rounds

50 points

5 ipsc classic targets

1 NS

Distance 7-15 m

Start position

Standing relaxed behind table

Gun is unloaded on table with start magazine/ clip.

Opening window releases swinger.

Time starts

On audible signal

Time stops

On last shot

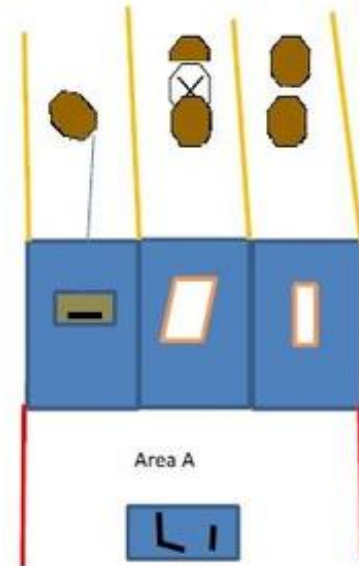
Procedure

On signal

engage all targets as

they become visible

All walls are hard cover



CoF	Comstock - Short	Points	50 p
Targets	5 paper, 1 no-shoot, Total 5 targets	Min rounds	10
Firearm	Handgun	Match-%	5.81%

Procedure	Standing relaxed behind table. Gun is unloaded on table pointing downrange. Start magazine/ clip is on table.
Starting position	Gun is unloaded on table.
Firearm ready condition	
Start on	Audible signal
Stop on	Last shot
Penalties	As per current edition of rules
Safety angles	L/R
Setup notes	