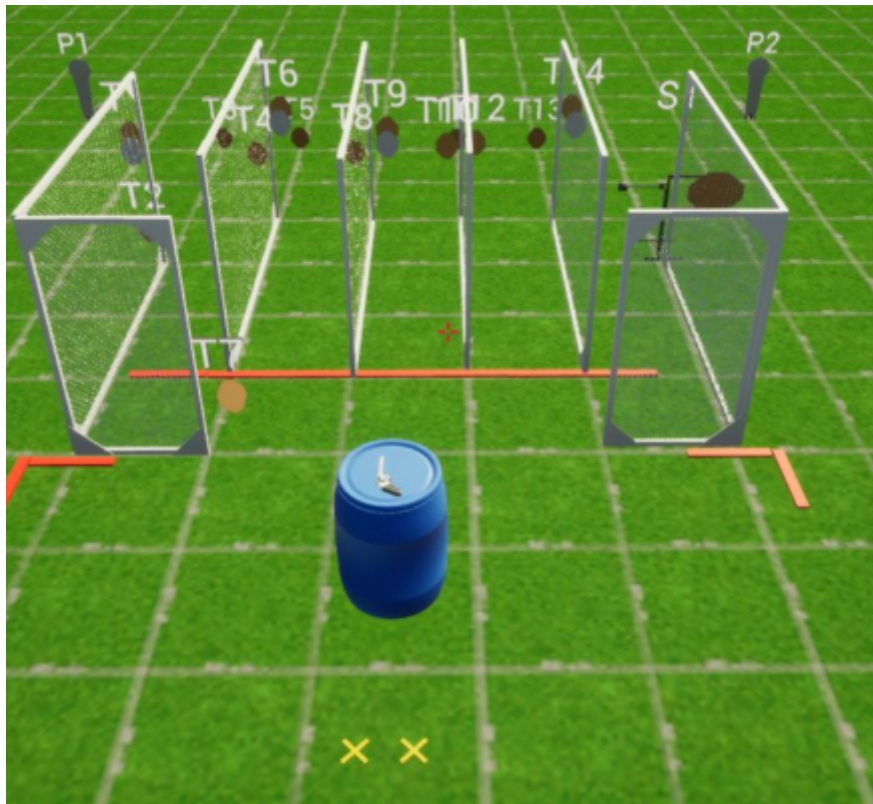


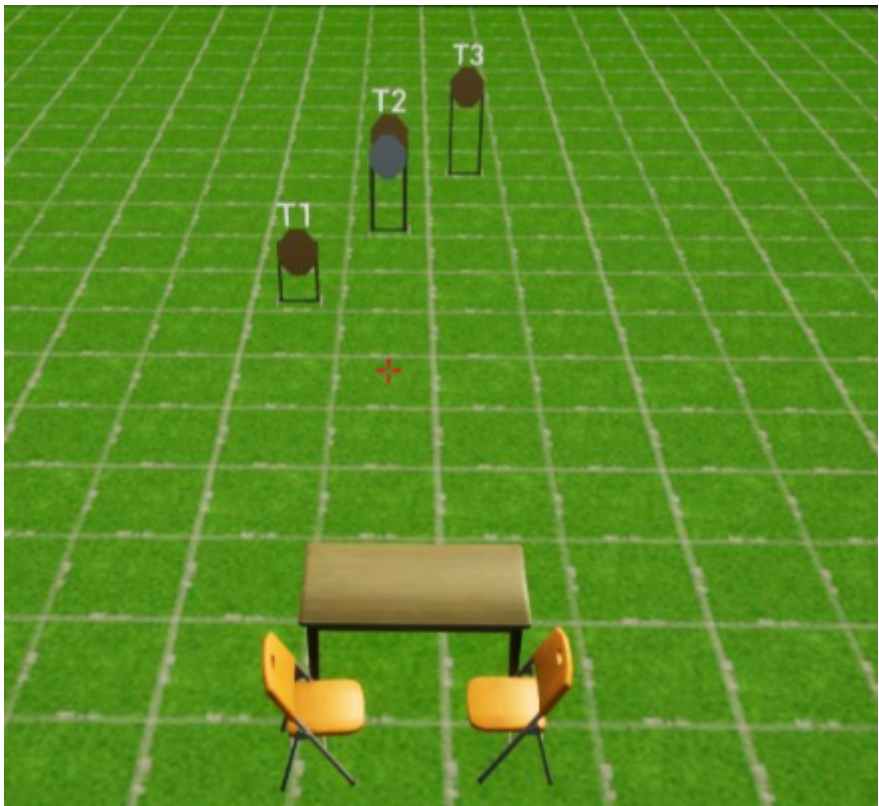
1. Full house



CoF	Comstock - Long	Points	160 p
Targets	15 paper, 2 popper, 4 no-shoot, Total 17 targets	Min rounds	32
Firearm	Handgun	Match-%	30.77%

Procedure	On audible signal engage all targets from within designated area. Swinger is released by hatch in the floor.
Starting position	Heels touching marks
Firearm ready condition	Gun loaded on table
Start on	Audible signal
Stop on	Last shot
Penalties	As per current edition of rules
Safety angles	Left flag post, right yellow pole
Setup notes	Swinger and poppers must be reset between shooters

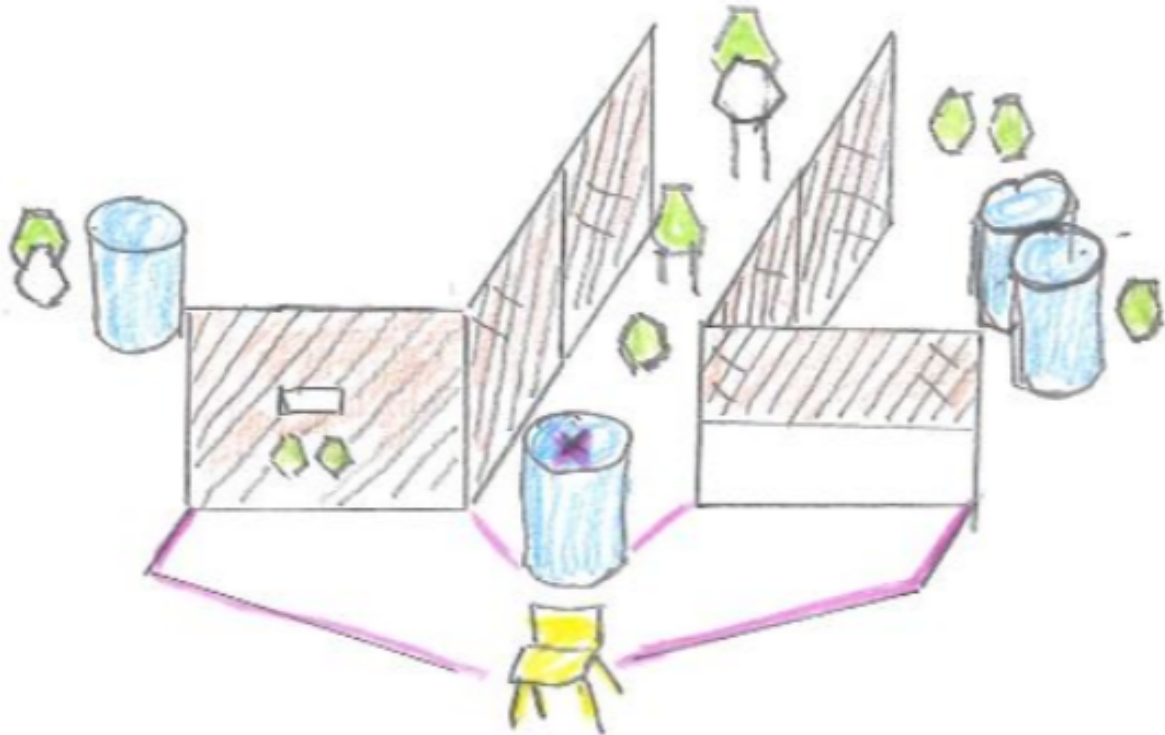
2. Watching TV



CoF	Comstock - Short	Points	30 p
Targets	3 paper, 1 no-shoot, Total 3 targets	Min rounds	6
Firearm	Handgun	Match-%	5.77%

Procedure	On audible signal engage all targets WEEK hand only. The remote must be held with strong hand during the whole stage. Gun must contain maximum SIX rounds and no reloads are allowed.
Starting position	Sitting in chair. Feet on legrest.
Firearm ready condition	Gun loaded on table.
Start on	Audible signal
Stop on	Last shot
Penalties	As per current edition of rules
Safety angles	Lest: Flag pole. Right: Yellow pole
Setup notes	Chairs must allow for left and right hand shooters.


3. Behind walls



CoF	Comstock - Medium	Points	90 p
Targets	9 paper, 2 no-shoot, Total 9 targets	Min rounds	18
Firearm	Handgun	Match-%	17.31%

Procedure	On audible signal engage all targets form within designated area. Center target array MUST be engaged strond hand only.
Starting position	Sitting on chair facing uprange
Firearm ready condition	Gun loaded on table
Start on	Audible signal
Stop on	Last shot
Penalties	As per current edition of rules
Safety angles	Left: Flag pole on the hill. Right: Yellow pole.
Setup notes	

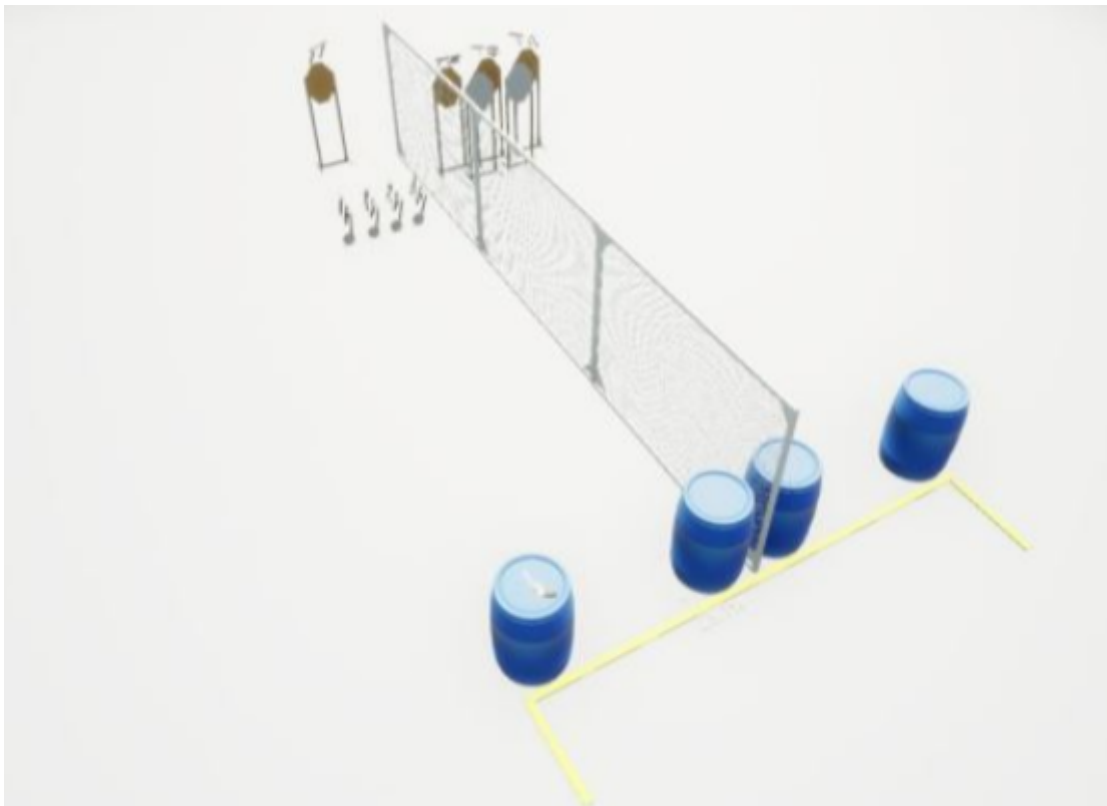
4. How fast are you?



CoF	Comstock - Short	Points	60 p
Targets	6 paper, 1 no-shoot, Total 6 targets	Min rounds	12
Firearm	Handgun	Match-%	11.54%

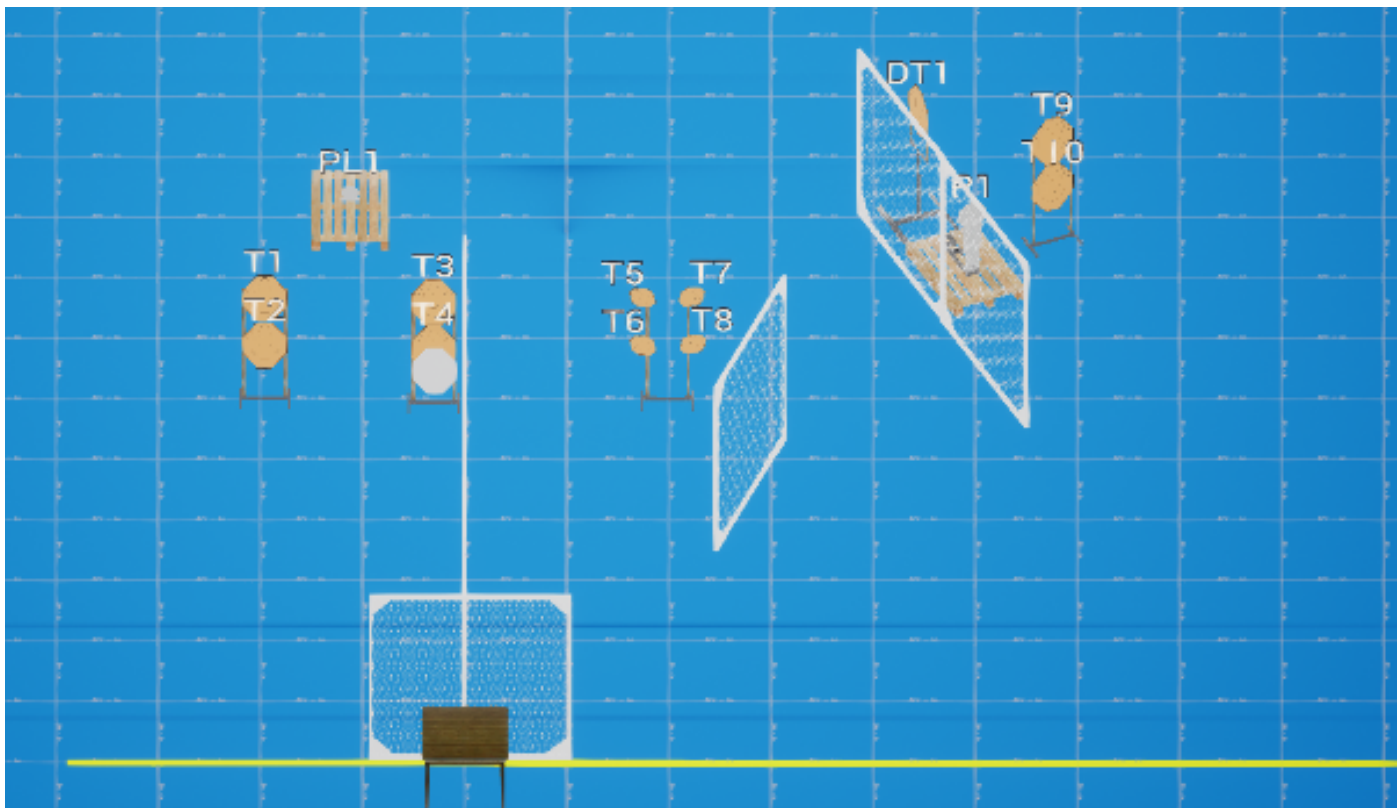
Procedure	On audible signal engage all targets from within designated area
Starting position	Standing relaxed behind barrel
Firearm ready condition	Gun un-loaded on barrel
Start on	Audible signal
Stop on	Last shot
Penalties	As per current edition of rules
Safety angles	Left: Yellow pole Right: Closest powermast
Setup notes	

5. Variation



CoF	Comstock - Short	Points	60 p
Targets	4 paper, 4 plates, 2 no-shoot, Total 8 targets	Min rounds	12
Firearm	Handgun	Match-%	11.54%
Procedure	On audible signal engage all targets from within designated area		
Starting position			
Firearm ready condition	Gun loaded on barrel		
Start on	Audible signal		
Stop on	Last shot		
Penalties	As per current edition of rules		
Safety angles	Left; Yellow pole. Right: Closest powermast		
Setup notes			

6. The Divider



CoF	Comstock - Medium	Points	120 p
Targets	11 paper, 1 popper, 1 plates, 1 no-shoot, Total 13 targets	Min rounds	24
Firearm	Handgun	Match-%	23.08%
Procedure	Engage all targets from within the shooting area as they become visible. Note that there is a disappearing target that is not visible at rest.		
Starting position	Standing relaxed anywhere within designated area		
Firearm ready condition	Gun loaded on table		
Start on	Audible signal		
Stop on	Last shot		
Penalties	As per current edition of rules		
Safety angles	Left: Yellow pole. Right: Closes powermast		
Setup notes	First shooter will demo drop turner (activated with popper on pallet).		