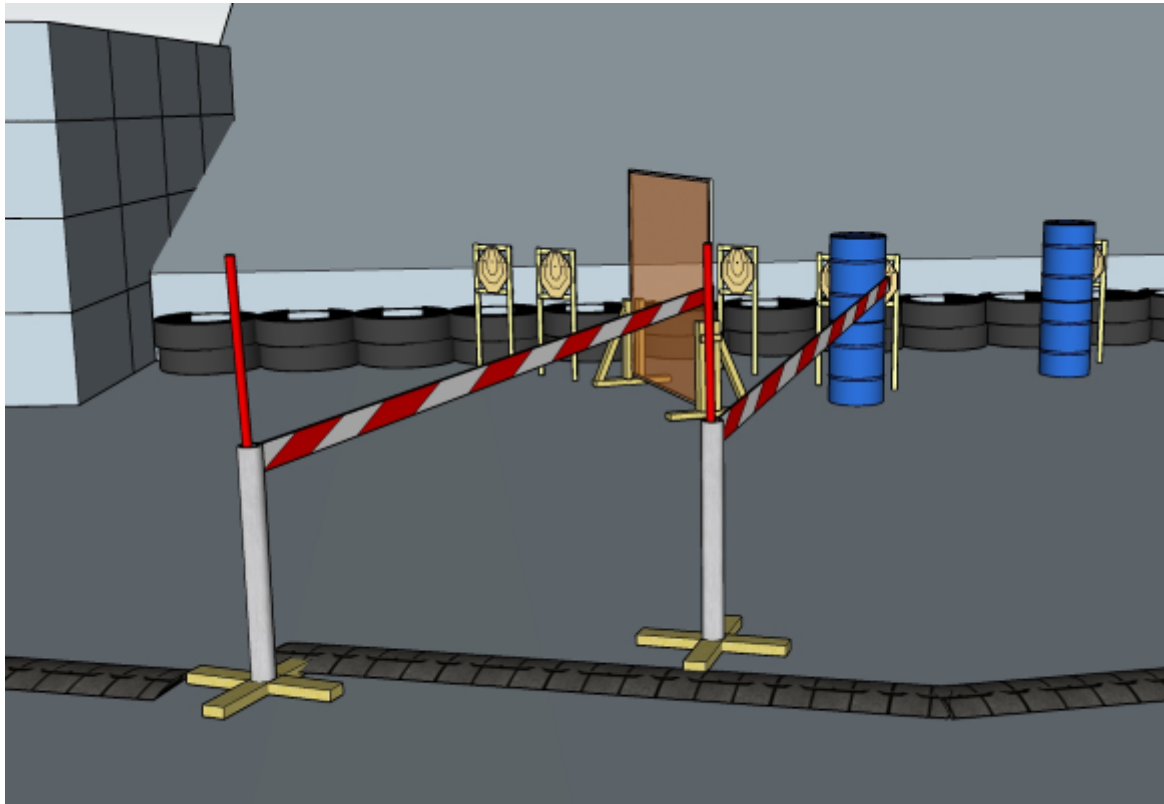


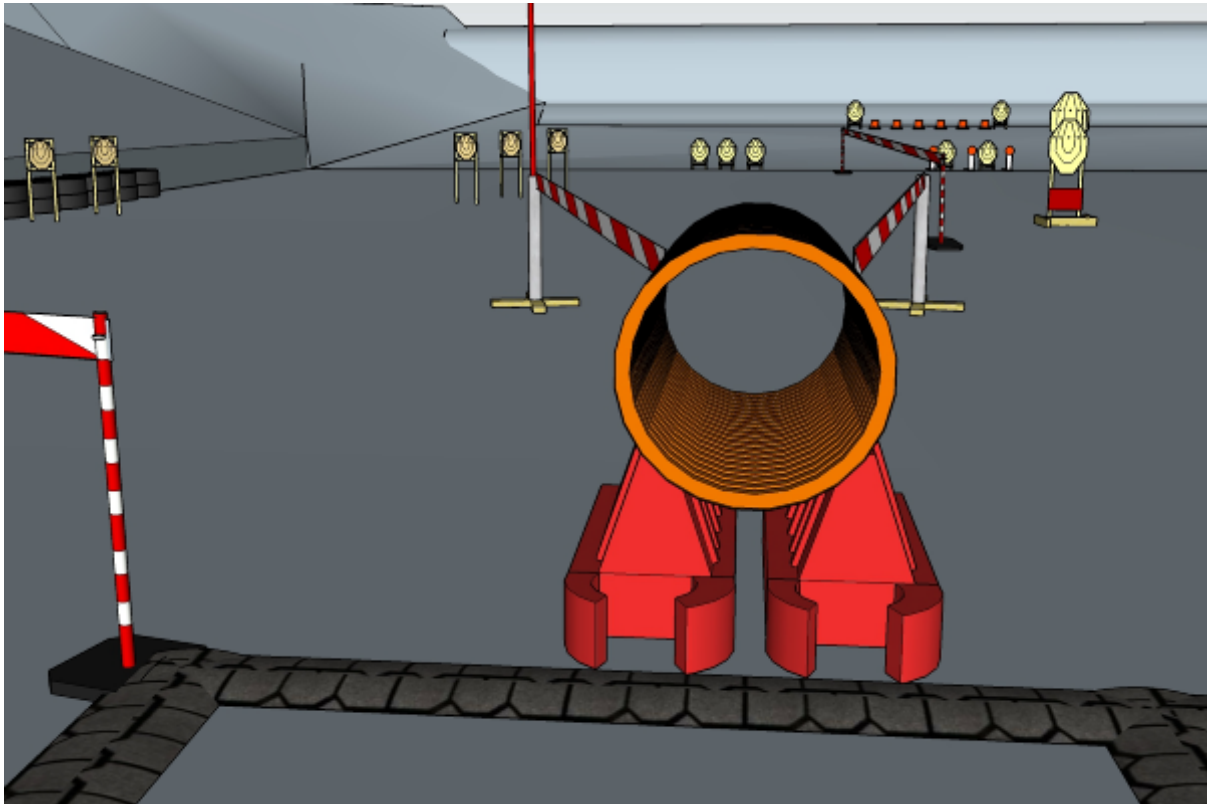
1. Peek-a-boo



CoF	Comstock - Medium	Points	60 p
Targets	6 paper, Total 6 targets	Min rounds	12
Firearm	Rifle	Match-%	13.19%

Procedure	On start signal engage all targets as they become visible within the demarcated area. Red/white tape = walls extending up/down to infinity. Tirethreads on ground = faultline
Starting position	Riflebutt on hip, anywhere in demarcated area
Firearm ready condition	1
Start on	Audible signal
Stop on	Last shot
Penalties	As per current edition of rules
Safety angles	Left: color on wall, right: 90deg/wooden box when facing berm, vertical: top of berm, but max 20 degrees over horizontal when reloading
Setup notes	

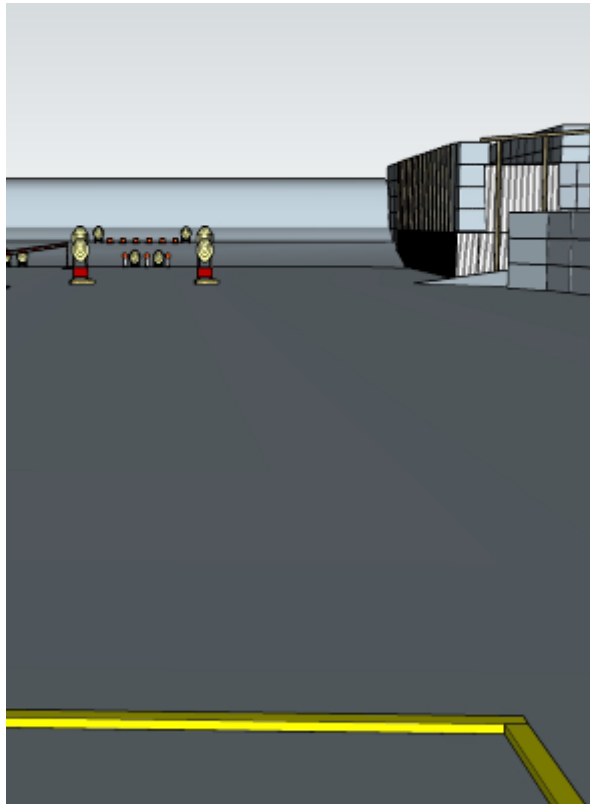
2. Through the looking barrel



CoF	Comstock - Medium	Points	80 p
Targets	8 paper, Total 8 targets	Min rounds	16
Firearm	Rifle	Match-%	17.58%

Procedure	On start signal engage all targets as they become visible within the demarcated area. Red/white tape = walls extending up/down to infinity. Tirethreads on ground = faultline
Starting position	Standing behind barrel/opening, riflebutt on hip (as demonstrated by RO)
Firearm ready condition	1
Start on	Audible signal
Stop on	Last shot
Penalties	As per current edition of rules
Safety angles	Left/Right: Mark on wall when facing berm to end of wall/road start, vertical: top of berm , but max 20 degrees over horizontal when reloading
Setup notes	

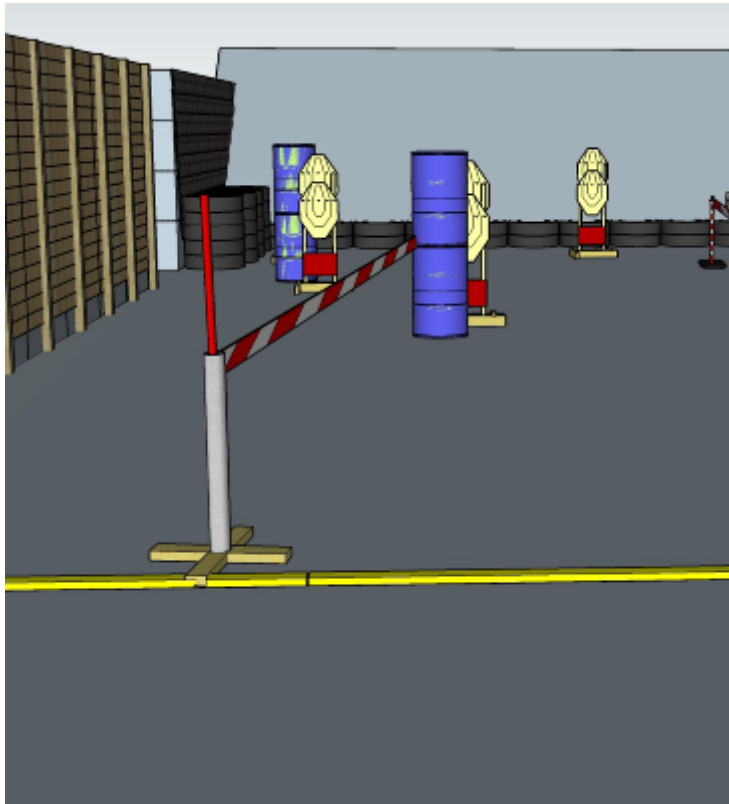
3. Like fish in a barrel



CoF	Comstock - Long	Points	105 p
Targets	6 paper, 3 popper, 6 plates, Total 15 targets	Min rounds	21
Firearm	Rifle	Match-%	23.08%

Procedure	On start signal engage all targets as they become visible within the demarcated area. Red/white tape = walls extending up/down to infinity. Tirethreads on ground = faultline. All shots must be fired from within box, steel must fall to score.
Starting position	Inside box, riflebutt on hip
Firearm ready condition	1
Start on	Audible signal
Stop on	Last shot
Penalties	As per current edition of rules
Safety angles	Left: Wooden box on ground, Right: Wall when facing berm to end of wall/road start, vertical: top of berm , but max 20 degrees over horizontal when reloading
Setup notes	


4. Behind the barrel



CoF	Comstock - Medium	Points	80 p
Targets	8 paper, Total 8 targets	Min rounds	16
Firearm	Rifle	Match-%	17.58%

Procedure	On start signal engage all targets as they become visible within the demarcated area. Red/white tape = walls extending up/down to infinity.		
Starting position	Anywhere in demarcated area, riflebutt on hip		
Firearm ready condition	1		
Start on	Audible signal		
Stop on	Last shot		
Penalties	As per current edition of rules		
Safety angles	Left/right: 90deg when facing berm, vertical: top of berm, but max 20 degrees over horizontal when reloading		
Setup notes			

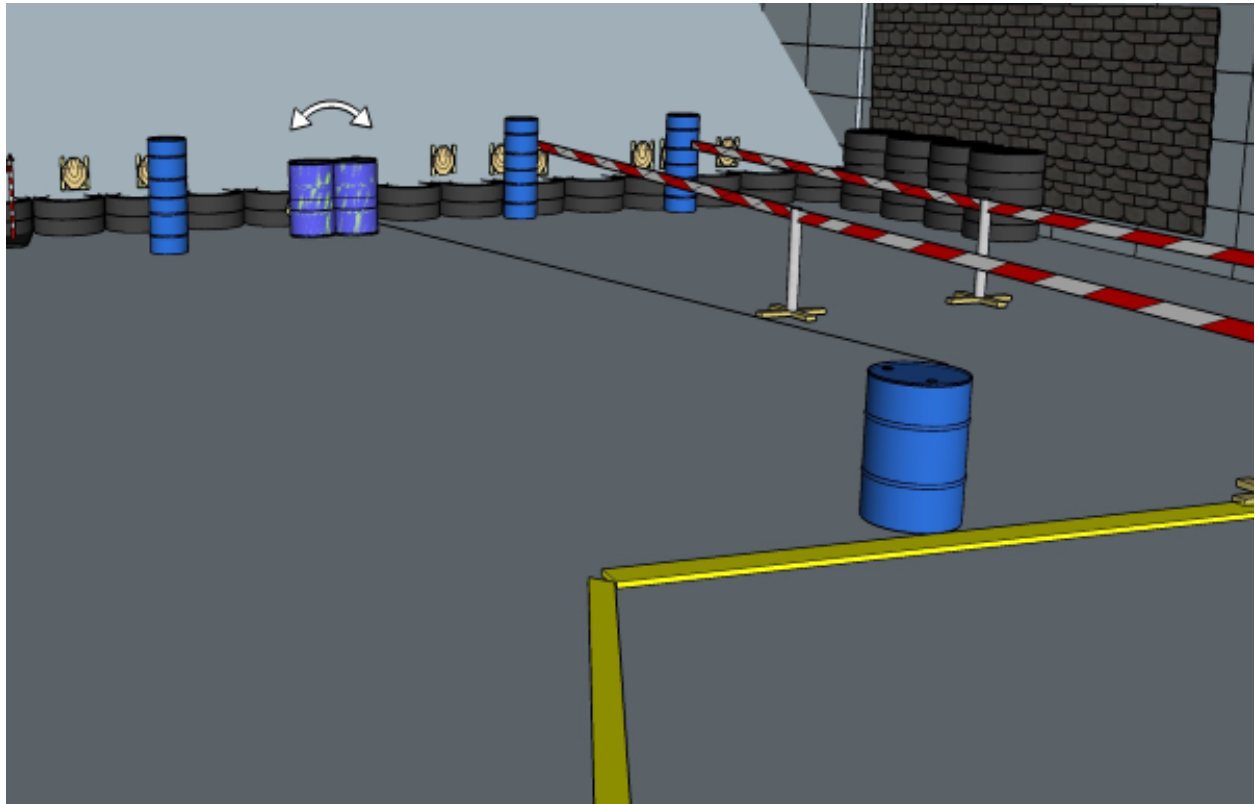
5. Quick, but maybe not easy



CoF	Comstock - Short	Points	40 p
Targets	4 paper, Total 4 targets	Min rounds	8
Firearm	Rifle	Match-%	8.79%

Procedure	On start signal engage all targets as they become visible within the demarcated area. Red/white tape = walls extending up/down to infinity.
Starting position	Anywhere in demarcated area, riflebutt on hip
Firearm ready condition	1
Start on	Audible signal
Stop on	Last shot
Penalties	As per current edition of rules
Safety angles	Left/right: 90deg when facing berm, vertical: top of berm, but max 20 degrees over horizontal when reloading
Setup notes	

6. The final countdown



CoF	Comstock - Medium	Points	90 p
Targets	9 paper, Total 9 targets	Min rounds	18
Firearm	Rifle	Match-%	19.78%

Procedure	On start signal engage all targets as they become visible within the demarcated area. Red/white tape = walls extending up/down to infinity.		
Starting position	Anywhere in demarcated area, riflebutt on hip		
Firearm ready condition	1		
Start on	Audible signal		
Stop on	Last shot		
Penalties	As per current edition of rules		
Safety angles	Left/right: 90deg when facing berm, vertical: top of berm, but max 20 degrees over horizontal when reloading		
Setup notes			