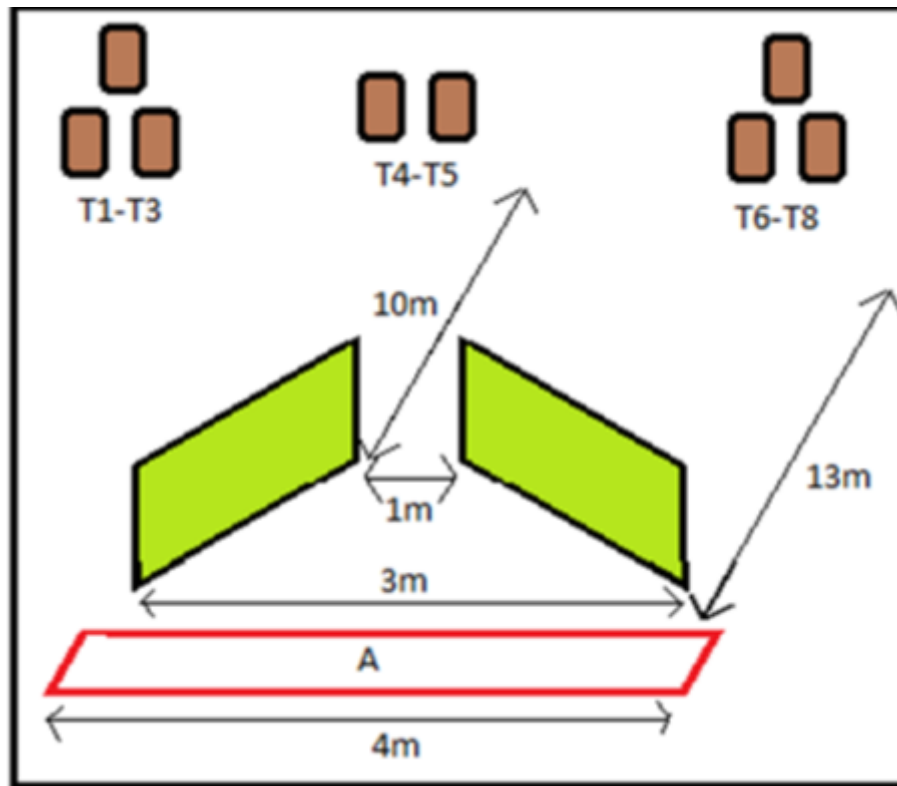


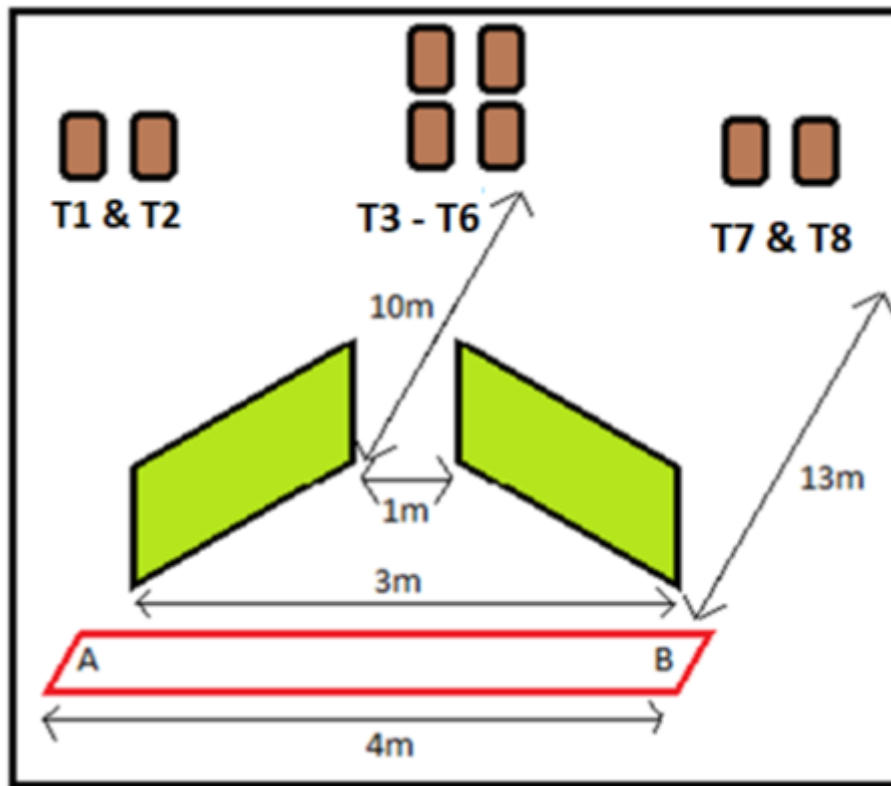
1. Stage 1



CoF	Comstock - Medium	Points	80 p
Targets	8 paper, Total 8 targets	Min rounds	16
Firearm	Shotgun	Match-%	13.33%

Procedure	Engage targets as they become visible. 2 rounds on each. T1-T3 around left hand side of barricades, T4 & T5 through centre and T6-T7 around right hand side of barricade.		
Starting position	Gun held in two hands at waist level Rule 8.2.2.1		
Firearm ready condition	Option 1		
Start on	Audible signal		
Stop on	Last shot		
Penalties	As per current edition of rules		
Safety angles	90/90/90 or Local MAR		
Setup notes			

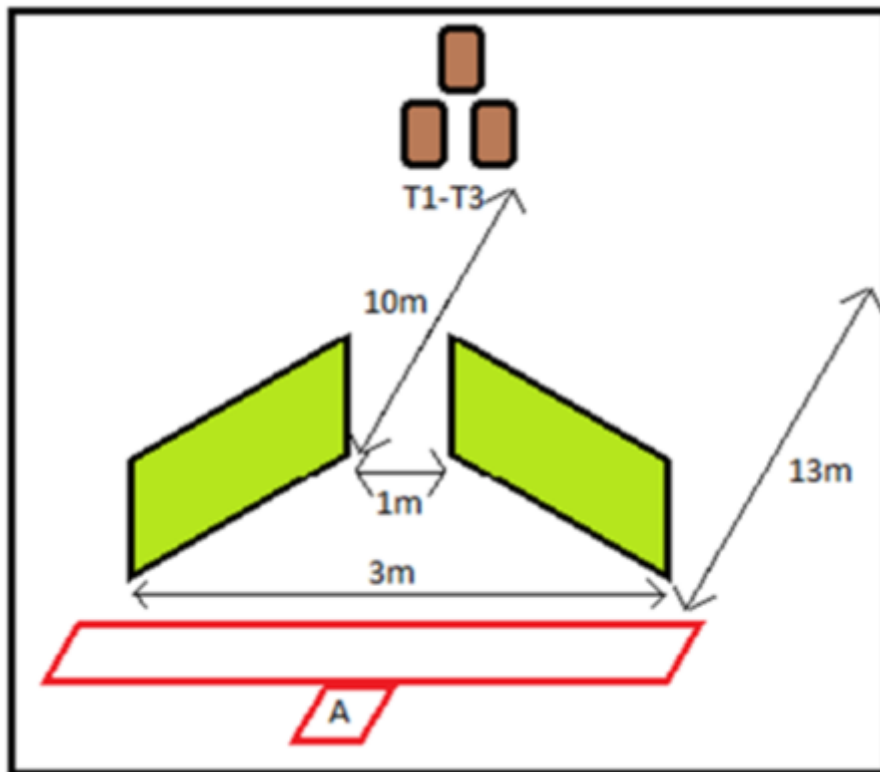
2. Stage 2



CoF	Comstock - Short	Points	40 p
Targets	8 paper, Total 8 targets	Min rounds	8
Firearm	Shotgun	Match-%	6.67%

Procedure	Start either end of shooting area. Engage targets as they become visible, one round only on each. T1 & T2 around Left hand side of Barricades, T3-T6 through centre and T7 & T8 around right hand side of barricade.		
Starting position	Standing one foot touching either side line. Rule 8.2.2.1		
Firearm ready condition	Option 2		
Start on	Audible signal		
Stop on	Last shot		
Penalties	As per current edition of rules		
Safety angles	90/90/90 or Local MAR		
Setup notes			

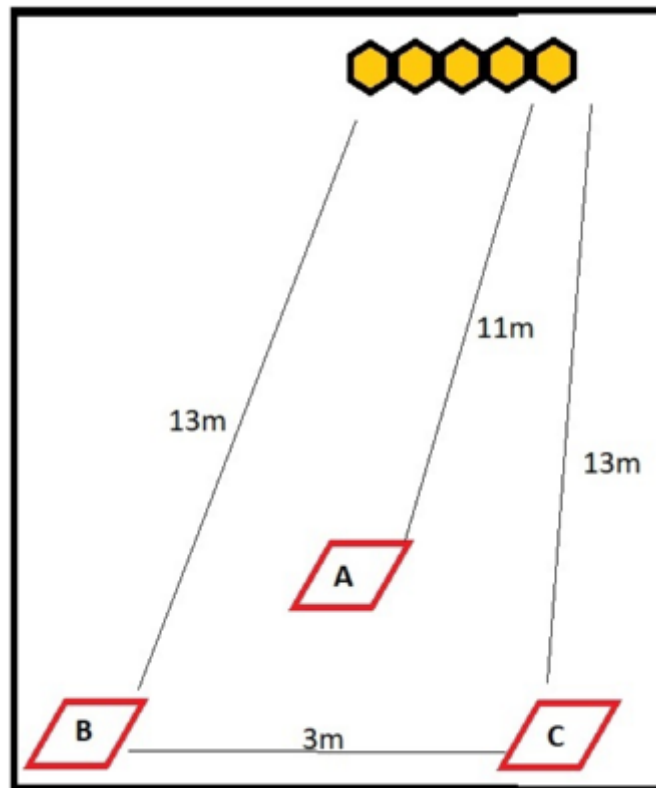
3. Stage 3



CoF	Comstock - Short	Points	30 p
Targets	3 paper, Total 3 targets	Min rounds	6
Firearm	Shotgun	Match-%	5.00%

Procedure	Engage targets as they become visible with one round only on each. Carry a compulsory reload. Again engage the targets with a minimum of one round on each.
Starting position	Standing up right, gun held at trail in strong hand, weak hand by your side.
Firearm ready condition	Option 1
Start on	Audible signal
Stop on	Last shot
Penalties	As per current edition of rules
Safety angles	90/90/90 or Local MAR
Setup notes	

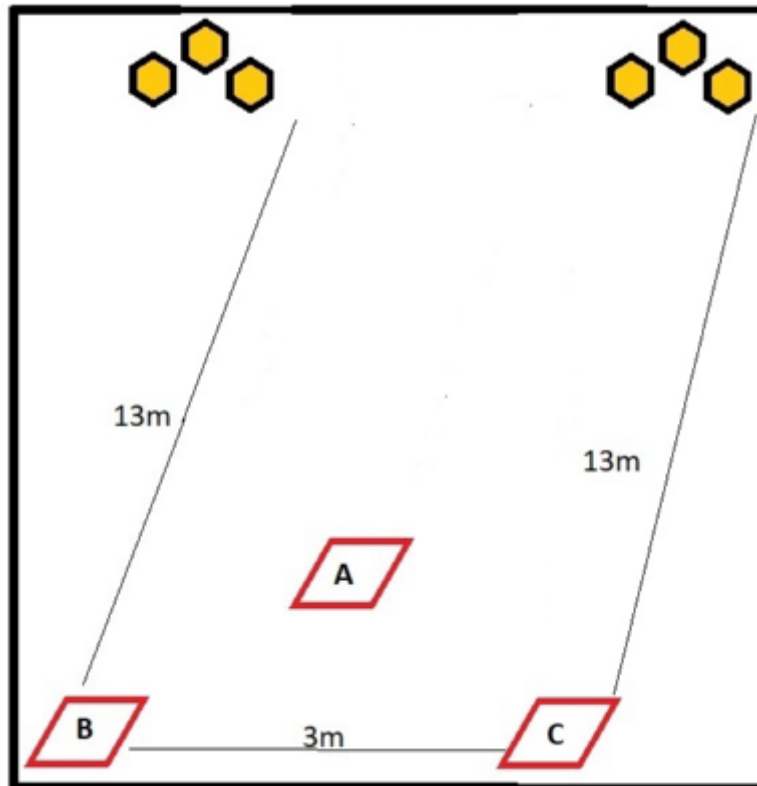
4. Stage 4



CoF	Comstock - Medium	Points	75 p
Targets	5 paper, Total 5 targets	Min rounds	15
Firearm	Shotgun	Match-%	12.50%

Procedure	On audible start signal engage targets with a minimum of one round on each from box you start in. Move to one of the other two boxes and again engage the targets with a minimum of one round on each. Move to final box and again engage targets with a minimum of one round on each. Mini Targets.		
Starting position	Standing upright, gun held in two hands Rule 8.2.2.1		
Firearm ready condition	Loaded Option 1		
Start on	Audible signal		
Stop on	Last shot		
Penalties	As per current edition of rules		
Safety angles	90/90/90 or Local MAR		
Setup notes	Mini Targets 5cm between each.		

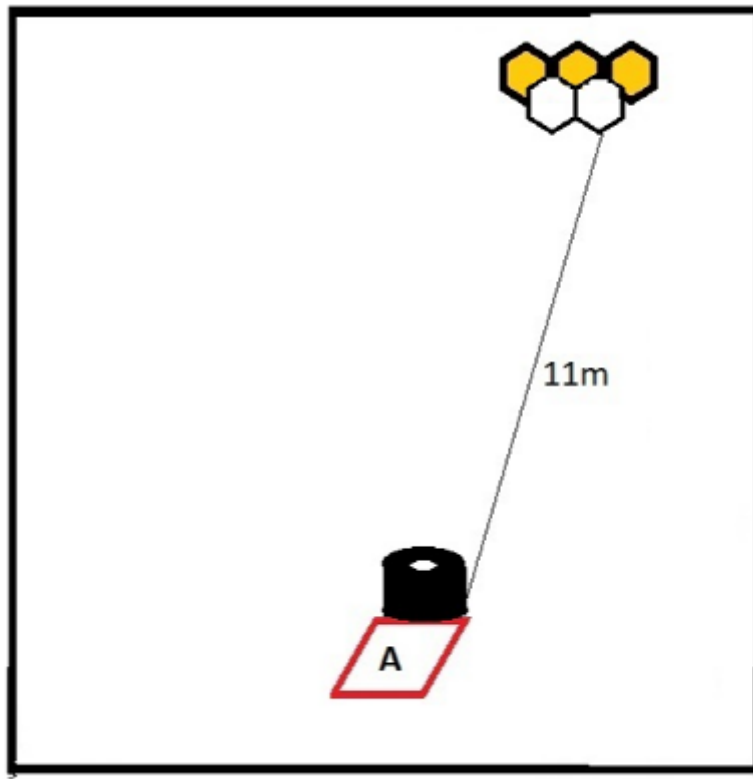
5. Stage 5



CoF	Comstock - Medium	Points	60 p
Targets	6 paper, Total 6 targets	Min rounds	12
Firearm	Shotgun	Match-%	10.00%

Procedure	From Box A move to either Box B or C, engage the targets in front of you and then move to final box and engage targets in front of you. Mini Targets
Starting position	Standing Upright in Box A, gun held in two hands, Rule 8.2.2.1.
Firearm ready condition	Loaded Option 1
Start on	Audible signal
Stop on	Last shot
Penalties	As per current edition of rules
Safety angles	90/90/90 or Local MAR
Setup notes	Mini Targets 10 cm between each bottom & top corners.

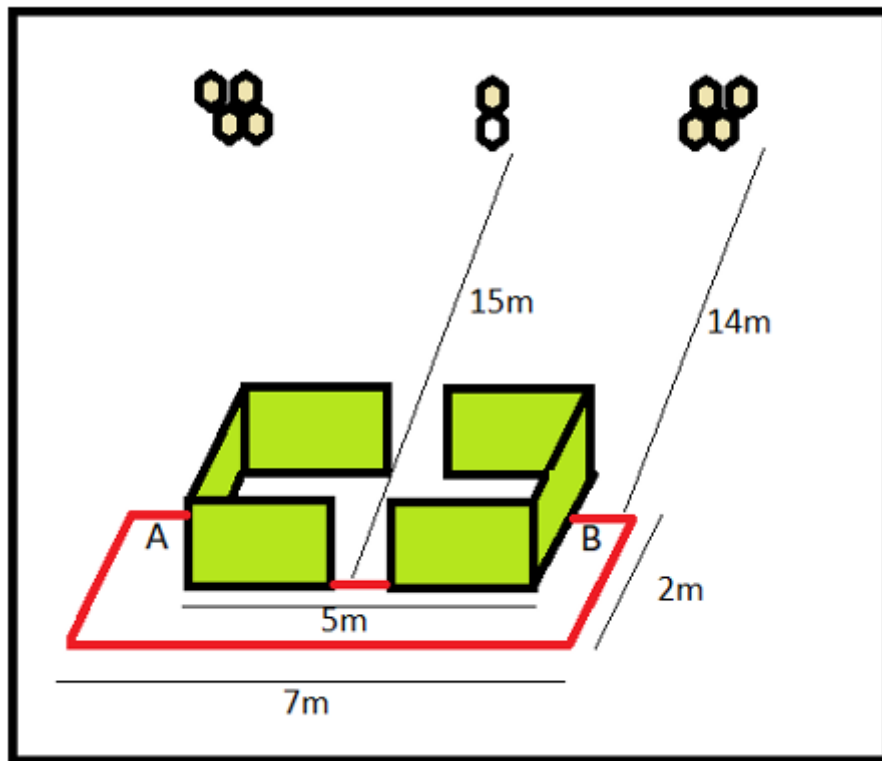
6. Stage 6



CoF	Comstock - Short	Points	15 p
Targets	3 paper, Total 3 targets	Min rounds	3
Firearm	Shotgun	Match-%	2.50%

Procedure	On audible start signal, engage targets with a minimum of one round on each.
Starting position	Gun on tyres, standing in box facing up range, fingers interlocked on top of head
Firearm ready condition	Option 2
Start on	Audible signal
Stop on	Last shot
Penalties	As per current edition of rules
Safety angles	90/90/90 or Local MAR
Setup notes	Mini Targets No shoots in line with bottom of A Zone. Tyres stacked 2 high.

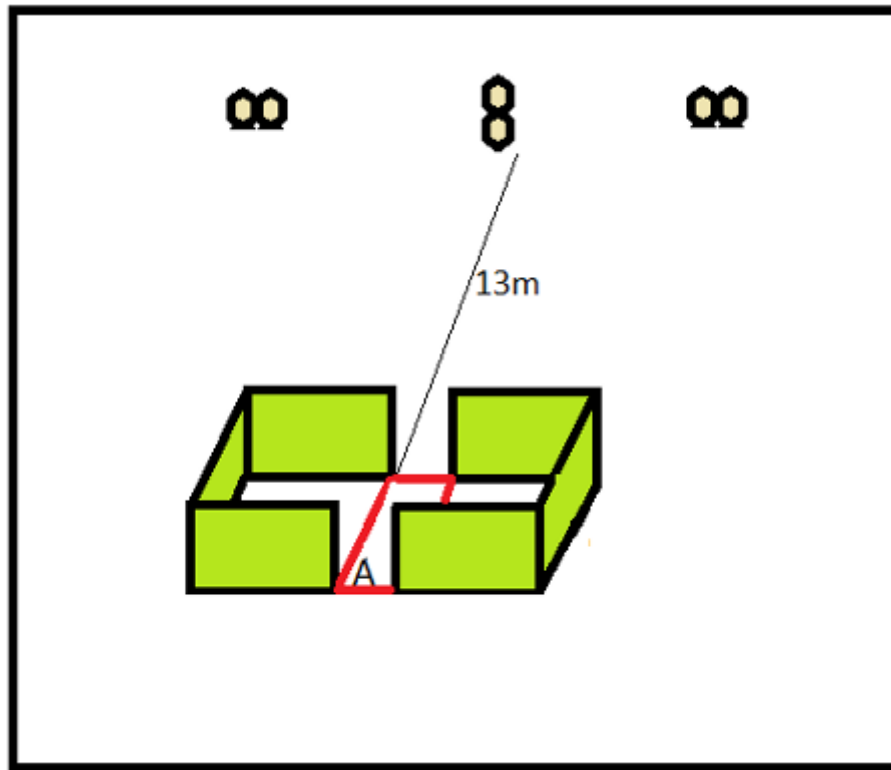
7. Stage 7



CoF	Comstock - Long	Points	90 p
Targets	9 paper, Total 9 targets	Min rounds	18
Firearm	Shotgun	Match-%	15.00%

Procedure	On audible start signal shoot targets as they become visible from within the demarcated area. Use IPSC Mini Targets
Starting position	Standing at A or B with toes touching marks. Rule 8.2.2.1.
Firearm ready condition	Loaded Option 1
Start on	Audible signal
Stop on	Last shot
Penalties	As per current edition of rules
Safety angles	90/90/90 or local MAR
Setup notes	

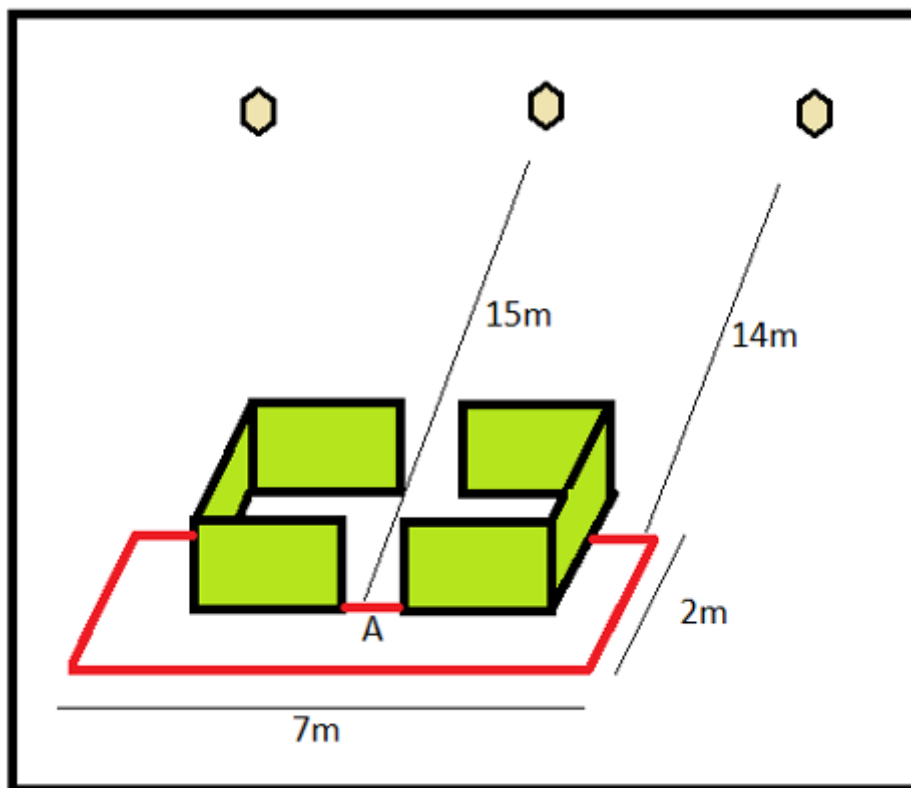
8. Stage 8



CoF	Comstock - Short	Points	30 p
Targets	6 paper, Total 6 targets	Min rounds	6
Firearm	Shotgun	Match-%	5.00%

Procedure	On audible start signal engage targets as they become visible from within the demarcated area. Use IPSC Mini Targets
Starting position	Standing at A with heels touching marks.
Firearm ready condition	Unloaded Option 3
Start on	Audible signal
Stop on	Last shot
Penalties	As per current edition of rules
Safety angles	90/90/90 or local MAR
Setup notes	

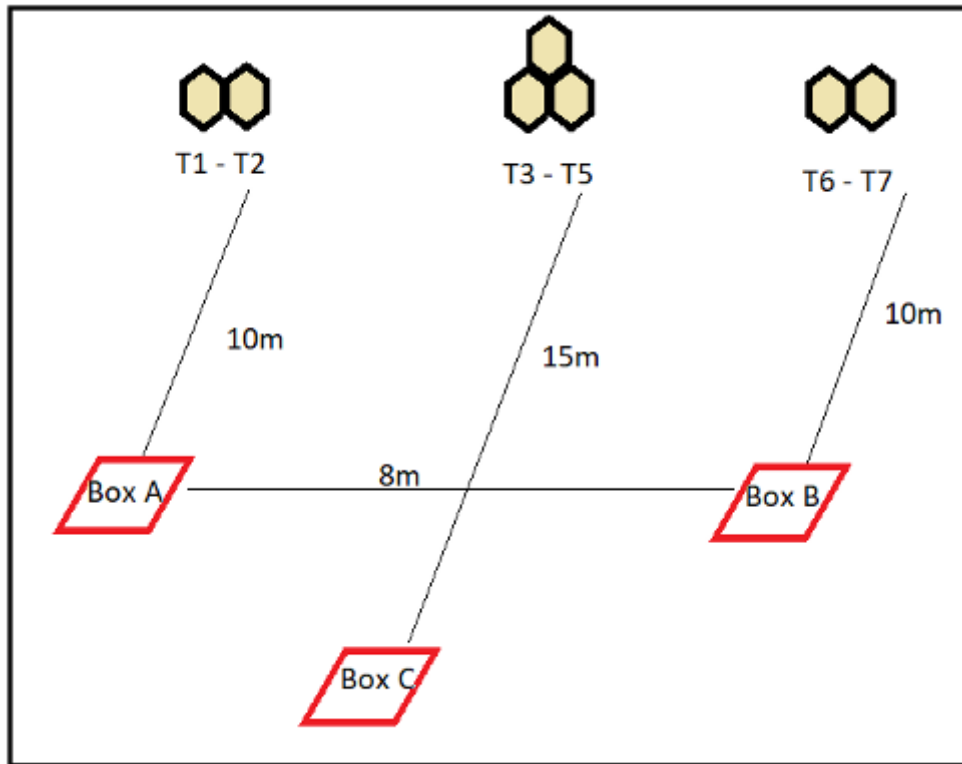
9. Stage 9



CoF	Comstock - Short	Points	30 p
Targets	3 paper, Total 3 targets	Min rounds	6
Firearm	Shotgun	Match-%	5.00%

Procedure	On audible start signal engage the targets as they become visible from within the demarcated area. Use IPSC Mini Targets		
Starting position	Standing upright at A with toes touching marks. Gun held at trail in weak hand.		
Firearm ready condition	Loaded Option 1		
Start on	Audible signal		
Stop on	Last shot		
Penalties	As per current edition of rules		
Safety angles	90/90/90 or local MAR		
Setup notes			

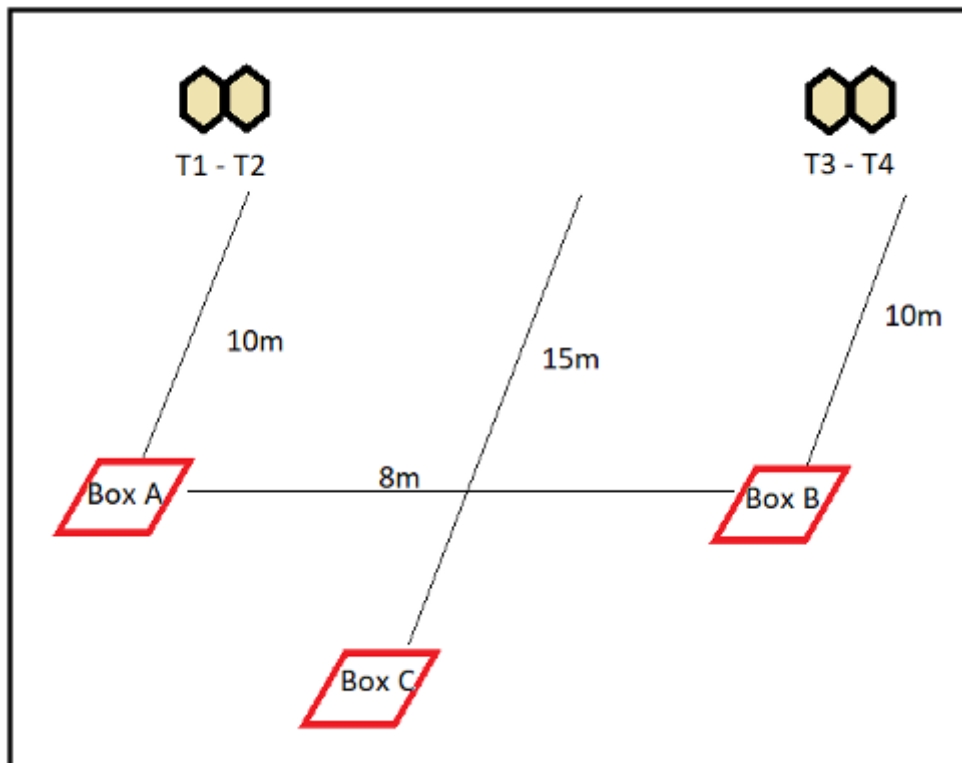
10. Stage 10



CoF	Comstock - Medium	Points	70 p
Targets	7 paper, Total 7 targets	Min rounds	14
Firearm	Shotgun	Match-%	11.67%

Procedure	On audible start signal engage T3 - T5 from Box C, move to either Box A or Box B. Engage T1 - T2 from Box A and T6 - T7 from Box B.
Starting position	Standing Upright in Box C. Gun Is loaded Option 1 held in two hands Rule 8.2.2.1.
Firearm ready condition	Loaded Option 1
Start on	Audible signal
Stop on	Last shot
Penalties	As per current edition of rules
Safety angles	90/90/90 or local MAR.
Setup notes	

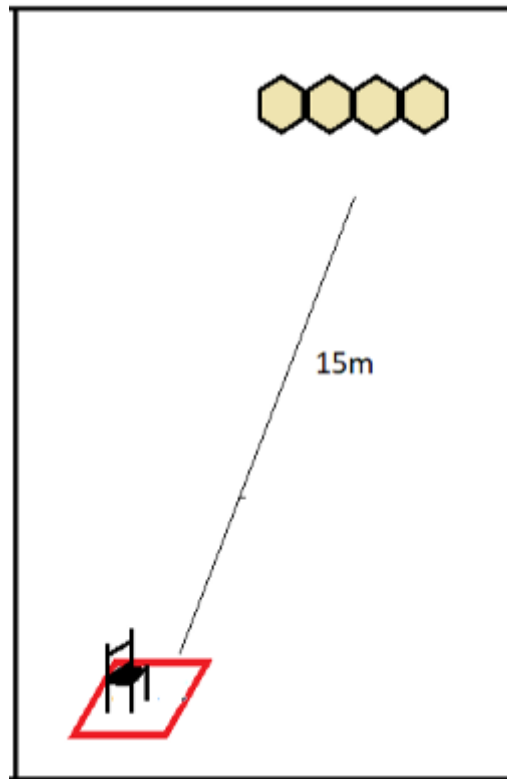
11. Stage 11



CoF	Comstock - Short	Points	40 p
Targets	4 paper, Total 4 targets	Min rounds	8
Firearm	Shotgun	Match-%	6.67%

Procedure	On audible start signal, move to either Box A or Box B. Engage T1 - T2 from Box A from your left shoulder. And T3 - T4 from Box B from your right shoulder.		
Starting position	Standing upright in Box C. Gun held in two hands at hip Level, Rule 8.2.2.1.		
Firearm ready condition	Loaded Option 1		
Start on	Audible signal		
Stop on	Last shot		
Penalties	As per current edition of rules		
Safety angles	90/90/90 or Local MAR		
Setup notes	Use set up from Stage 10		

12. Stage 12



CoF	Comstock - Short	Points	40 p
Targets	4 paper, Total 4 targets	Min rounds	8
Firearm	Shotgun	Match-%	6.67%

Procedure	On audible start signal, engage targets with one round only on each. Carry out a compulsory reload and again engage targets with a minimum of one round on each. All from the seated position. Reload requires at least one round inserted into the gun.
Starting position	Seated on chair, gun held in two hands and resting across thighs. Chair may face left or right.
Firearm ready condition	Loaded Option 1
Start on	Audible signal
Stop on	Last shot
Penalties	As per current edition of rules
Safety angles	90/90/90 or Local MAR.
Setup notes	