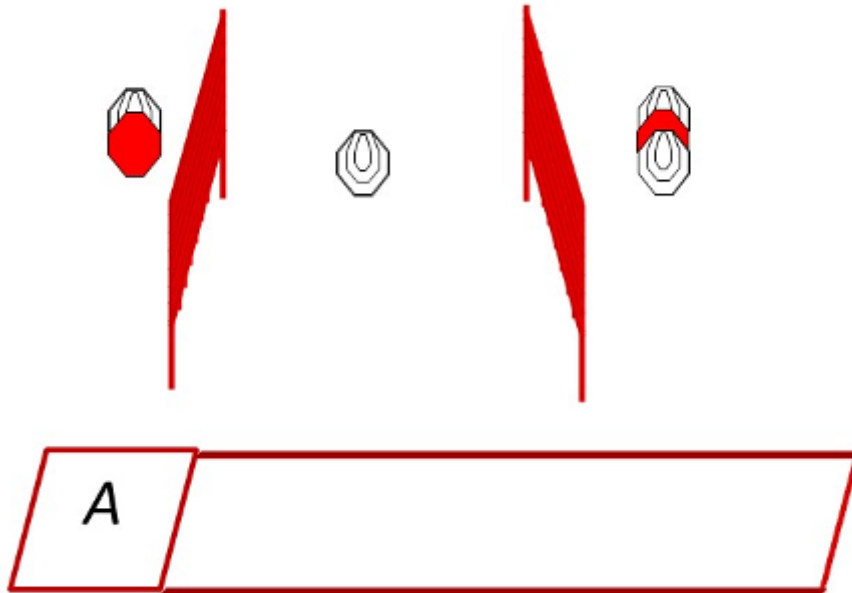


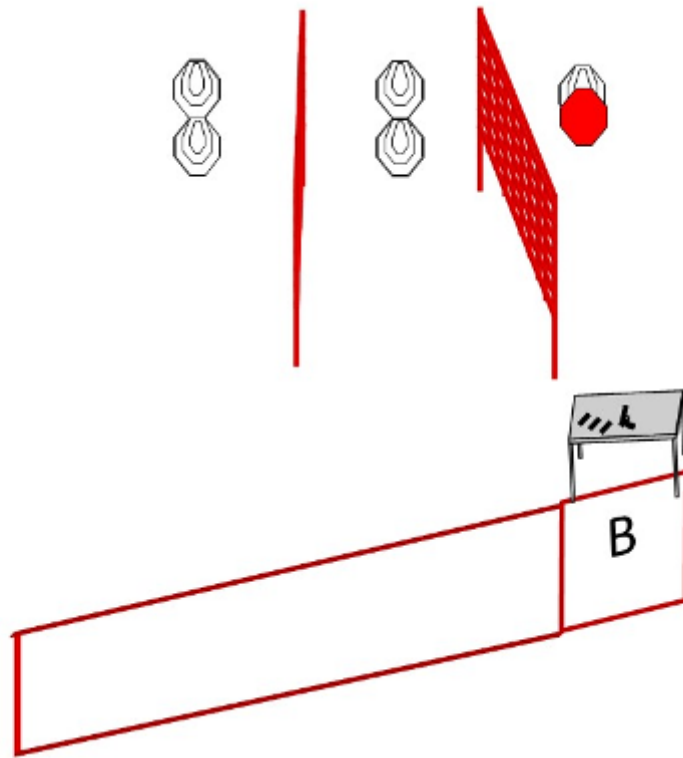
# 1. PCC Stage 1



CoF	Comstock - Short	Points	40 p
Targets	4 paper, 2 no-shoot, Total 4 targets	Min rounds	8
Firearm	Handgun	Match-%	5.76%

Procedure	Engage target as they become visible from within demarcated area, as demonstrated.
Starting position	Standing relaxed facing downrange. Heels touching marks as demonstrated.
Firearm ready condition	Option 3 Placed firmly in gun rest as demonstrated.
Start on	Audible signal
Stop on	Last shot
Penalties	As per current edition of rules
Safety angles	L/R angle: Red & White flag
Setup notes	Fit gunrack on/of as needed between stages/division

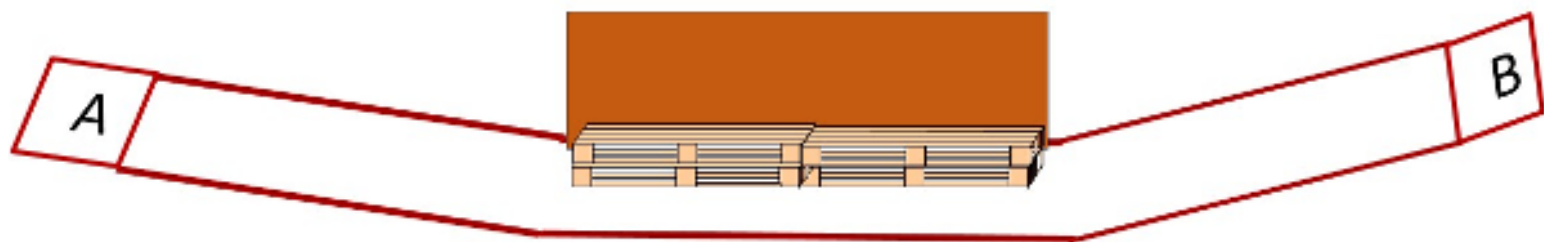
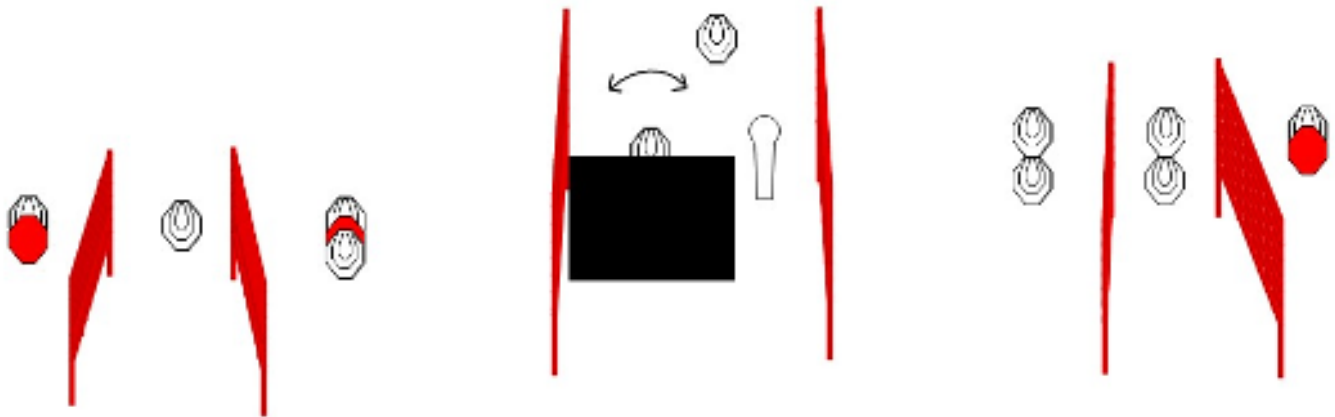
## 2. PCC Stage 2



CoF	Comstock - Short	Points	50 p
Targets	5 paper, 1 no-shoot, Total 5 targets	Min rounds	10
Firearm	Handgun	Match-%	7.19%

Procedure	Engage all target as they become visible from within demarcated area as demonstrated. Week hand Only
Starting position	Standing relaxed within demacrated area as demonstrated.
Firearm ready condition	Option 1, placed on table within edge of table. All magazine to be used on table.
Start on	Audible signal
Stop on	Last shot
Penalties	As per current edition of rules
Safety angles	L/R Red & White ribbon
Setup notes	

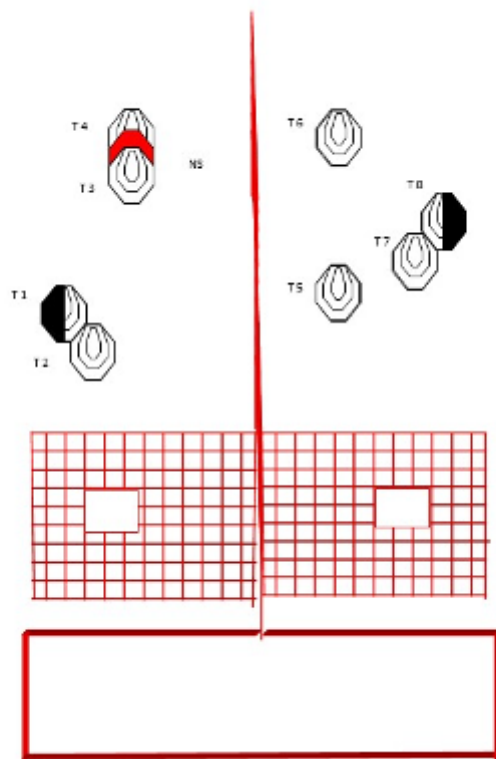
### 3. PCC Stage 3



CoF	Comstock - Medium	Points	115 p
Targets	11 paper, 1 popper, 3 no-shoot, Total 12 targets	Min rounds	23
Firearm	Handgun	Match-%	16.55%

Procedure	Engage all target as they become visible from within demarcated area as demonstrated.
Starting position	Starting within demacrated area as demonstrated. Kneeling on one knee facing downrange. Carabine at hip paralell to ground.
Firearm ready condition	Option 1
Start on	Audible signal
Stop on	Last shot
Penalties	As per current edition of rules
Safety angles	L/R Red & White Ribbon
Setup notes	

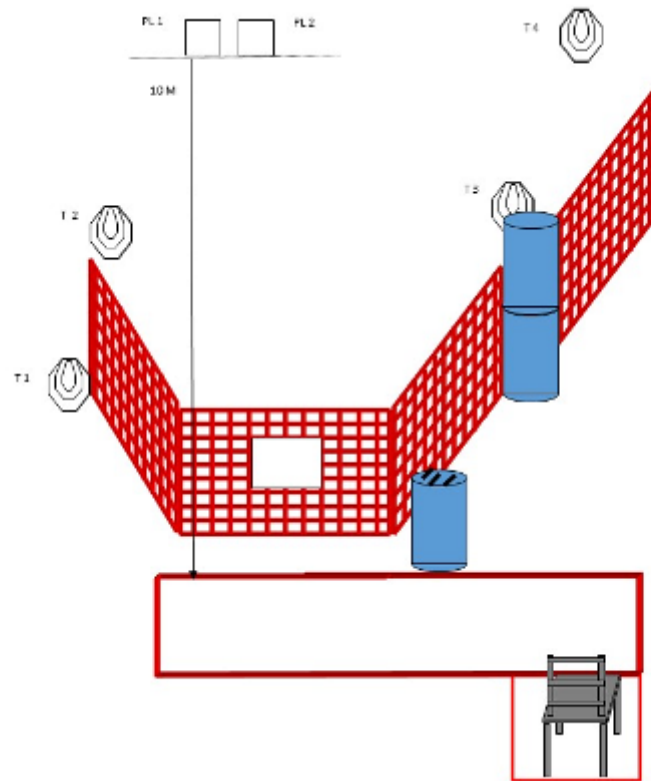
## 4. PCC Det enkle er ofte det beste



CoF	Comstock - Medium	Points	80 p
Targets	8 paper, 1 no-shoot, Total 8 targets	Min rounds	16
Firearm	Handgun	Match-%	11.51%

Procedure	Engage targets as they become visible from within demarcated area as demonstrated.
Starting position	Standing relaxed facing downrange. Anywhere within demarcated area as demonstrated.
Firearm ready condition	Option 1
Start on	Audible signal
Stop on	Last shot
Penalties	As per current edition of rules
Safety angles	L/R Red and white flag.
Setup notes	Narrow safety angle

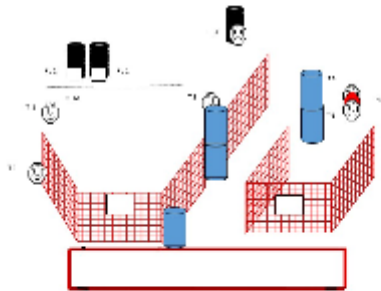
## 5. PCC Stage 5



CoF	Comstock - Short	Points	50 p
Targets	4 paper, 2 plates, Total 6 targets	Min rounds	10
Firearm	Handgun	Match-%	7.19%

Procedure	Engage all targets as they become visible from within demarcated area as demonstrated.
Starting position	Sitting on chair as demonstrated. With the back straight, and fully at chairs back support. Feet 90 degree within chair legs.
Firearm ready condition	Option 3 Carrabine at hip level pointing downrange. Barrel paralell to ground All magazine to be use on barrel.
Start on	Audible signal
Stop on	Last shot
Penalties	As per current edition of rules
Safety angles	L 90 deg, R; Red flag
Setup notes	

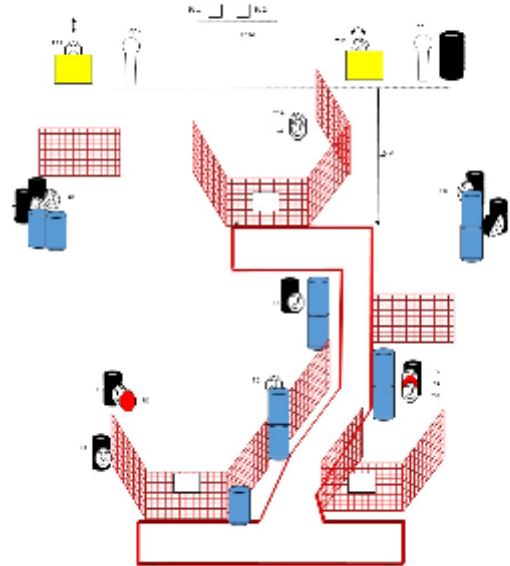
## 6. PCC Stage 6



CoF	Comstock - Medium	Points	70 p
Targets	6 paper, 2 plates, 1 no-shoot, Total 8 targets	Min rounds	14
Firearm	Handgun	Match-%	10.07%

Procedure	Engage all target as they become visible from within demarcated area as demonstrated.
Starting position	Standing relaxed facing downrange. Both heels touching mark on either side, as demonstrated.
Firearm ready condition	Option 1
Start on	Audible signal
Stop on	Last shot
Penalties	As per current edition of rules
Safety angles	L 90 Deg R Flag
Setup notes	Prepare Faultline in-between stage design as necessary. Hide plate on 10 m. Reset plates at 42m.

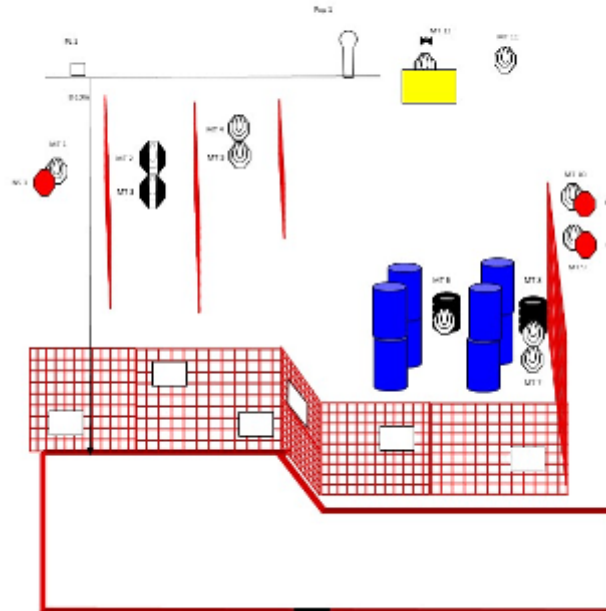
## 7. Stage 7



CoF	Comstock - Long	Points	160 p
Targets	14 paper, 2 popper, 2 plates, 2 no-shoot, Total 18 targets	Min rounds	32
Firearm	Handgun	Match-%	23.02%

Procedure	Engage all targets as they become visible from within demarcated area as demonstrated.
Starting position	Standing relaxed facing downrange anywhere within demarcated area as demonstrated.
Firearm ready condition	Loaded and Holstered
Start on	Audible signal
Stop on	Last shot
Penalties	As per current edition of rules
Safety angles	L 90 Deg R Flag
Setup notes	Make sure steel plate at 52m has been risen/reset Remove and adjust Faultline as needed in between stage design/division

## 8. PCC Stage 8



CoF	Comstock - Long	Points	130 p
Targets	12 paper, 1 popper, 1 plates, 3 no-shoot, Total 14 targets	Min rounds	26
Firearm	Handgun	Match-%	18.71%

Procedure	Engage all targets as they become visible from within demarcated area, as demonstrated.
Starting position	Standing relaxed facing up-range. Toes on both feet touching mark as demonstrated.
Firearm ready condition	Option 1. Placed with barrel up firmly and safe at mark/rest on hardcover as demonstrated.
Start on	Audible signal
Stop on	Last shot
Penalties	As per current edition of rules
Safety angles	L/R 90 deg
Setup notes	Cover targets and metal targets as needed in between stages/division. (OPTION 2: Magazin CAN be filled and fitted. Chamber empty and the action closed.