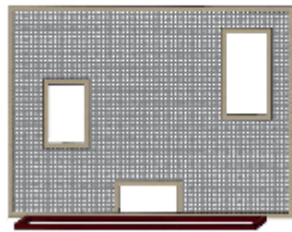
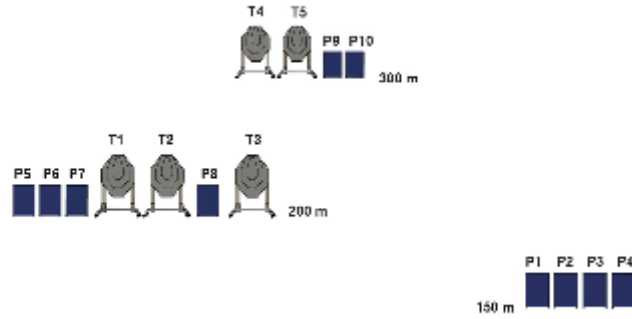



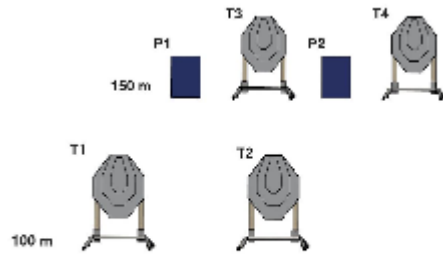
# 1.1



CoF	Comstock - Medium	Points	100 p
Targets	5 paper, 10 plates, Total 15 targets	Min rounds	20
Firearm	Rifle	Match-%	9.26%

Procedure	At the audible signal, engage targets from within designated area.
Starting position	<del>Competitor standing anywhere inside designated area, with the rifle in ready condition, held in both hands, stock touching the competitor at hip level, barrel parallel to the ground, trigger guard downwards, muzzle pointing</del>
Firearm ready condition	downrange and with the fingers outside trigger guard. Loaded - Option 1
Start on	Audible signal
Stop on	Last shot
Penalties	As per current edition of rules
Safety angles	90 degrees in all directions
Setup notes	

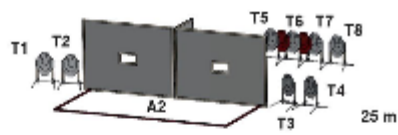
## 2. 2



CoF	Comstock - Short	Points	50 p
Targets	4 paper, 2 plates, Total 6 targets	Min rounds	10
Firearm	Rifle	Match-%	4.63%

Procedure	At the audible signal, engage targets from within designated area.
Starting position	<u>Competitor standing anywhere inside designated area, with the rifle in ready condition, held in both hands, stock touching the competitor at hip level, barrel parallel to the ground, trigger guard downwards, muzzle pointing</u>
Firearm ready condition	downrange and with the fingers outside trigger guard. Loaded - Option 1
Start on	Audible signal
Stop on	Last shot
Penalties	As per current edition of rules
Safety angles	90 degrees in all directions
Setup notes	

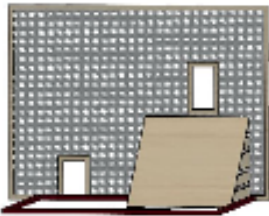

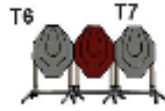
# 3.3



CoF	Comstock - Long	Points	180 p
Targets	18 paper, 4 no-shoot, Total 18 targets	Min rounds	36
Firearm	Rifle	Match-%	16.67%

Procedure	At the audible signal, engage targets from within designated area.
Starting position	Competitor standing anywhere inside Area A1, with the rifle in ready condition, held in both hands, stock touching the competitor at hip level, barrel parallel to the ground, trigger guard downwards, muzzle pointing downrange and with the fingers outside trigger guard.
Firearm ready condition	Loaded - Option 1
Start on	Audible signal
Stop on	Last shot
Penalties	As per current edition of rules
Safety angles	90 degrees in all directions
Setup notes	

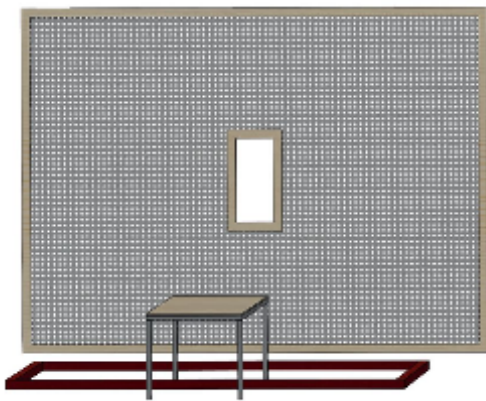
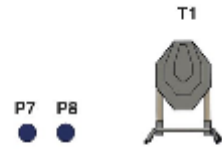
# 4. 4



CoF	Comstock - Medium	Points	100 p
Targets	10 paper, 6 no-shoot, Total 10 targets	Min rounds	20
Firearm	Rifle	Match-%	9.26%

Procedure	At the audible signal, engage targets from within designated area.
Starting position	<del>Competitor standing anywhere inside designated area, with the rifle in ready condition, held in both hands, stock touching the competitor at hip level, barrel parallel to the ground, trigger guard downwards, muzzle pointing</del>
Firearm ready condition	downrange and with the fingers outside trigger guard. Loaded - Option 1
Start on	Audible signal
Stop on	Last shot
Penalties	As per current edition of rules
Safety angles	90 degrees in all directions
Setup notes	

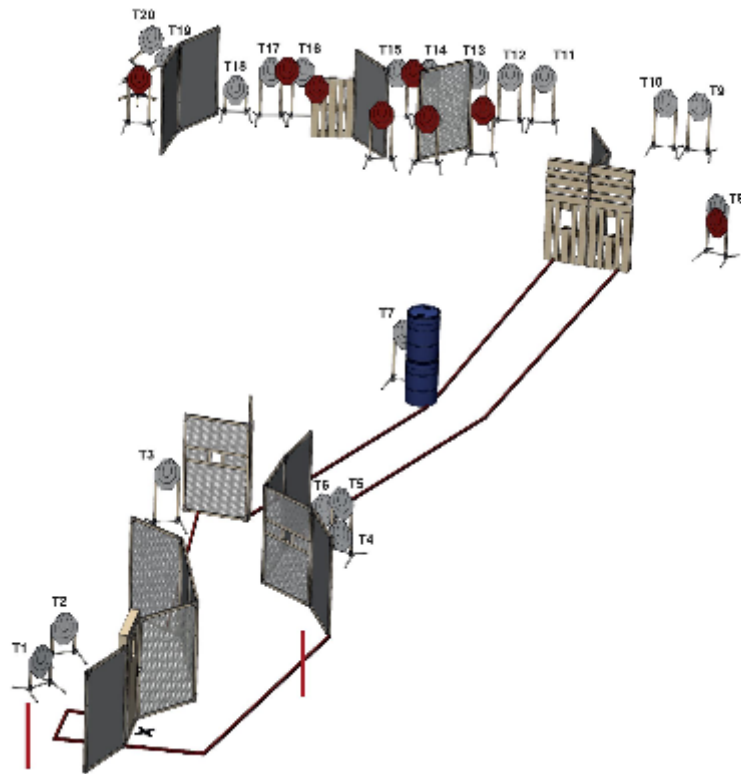
# 5.5



CoF	Comstock - Short	Points	50 p
Targets	1 paper, 8 popper, Total 9 targets	Min rounds	10
Firearm	Rifle	Match-%	4.63%

Procedure	At the audible signal, engage targets from within designated area.
Starting position	Competitor sitting on the bench inside designated area, with the rifle in ready condition, held in both hands, barrel parallel to the ground, trigger guard downwards, muzzle pointing downrange and with the fingers outside trigger guard.
Firearm ready condition	Unloaded - Option 3
Start on	Audible signal
Stop on	Last shot
Penalties	As per current edition of rules
Safety angles	90 degrees in all directions
Setup notes	


# 6. 6



CoF	Comstock - Long	Points	200 p
Targets	20 paper, 10 no-shoot, Total 20 targets	Min rounds	40
Firearm	Rifle	Match-%	18.52%

Procedure	At the audible signal, engage targets from within designated area. When door is opened swinger (T19 & T20) is activated. Scoring will be started during COF.
Starting position	Competitor standing inside designated area and heels touching fault line on position marked with x, with the rifle in ready condition, held in both hands, stock touching the competitor at hip level, barrel parallel to the ground, trigger guard downwards, muzzle pointing downrange and with the fingers outside trigger guard.
Firearm ready condition	Loaded - Option 1
Start on	Audible signal
Stop on	Last shot
Penalties	As per current edition of rules
Safety angles	Marked left and right
Setup notes	

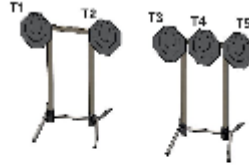
# 7.7



CoF	Comstock - Short	Points	50 p
Targets	5 paper, 2 no-shoot, Total 5 targets	Min rounds	10
Firearm	Rifle	Match-%	4.63%

Procedure	At the audible signal, engage targets from within designated area. Stages 7 and 8 will be shot "hot range".
Starting position	Competitor standing inside designated area and heels touching fault line on position marked with x, with the rifle in ready condition, held in both hands, stock touching the competitor at hip level, barrel parallel to the ground, trigger guard downwards, muzzle pointing downrange and with the fingers outside trigger guard.
Firearm ready condition	Loaded - Option 2
Start on	Audible signal
Stop on	Last shot
Penalties	As per current edition of rules
Safety angles	90 degrees in all directions
Setup notes	

# 8. 8




CoF	Comstock - Short	Points	50 p
Targets	5 paper, Total 5 targets	Min rounds	10
Firearm	Rifle	Match-%	4.63%

Procedure	At the audible signal, engage targets from within designated area. Stages 7 and 8 will be shot "hot range".
Starting position	Competitor standing inside designated area and heels touching fault line on position marked with x, with the rifle in ready condition, held in both hands, stock touching the competitor at hip level, barrel parallel to the ground, trigger guard downwards, muzzle pointing downrange and with the fingers outside trigger guard.
Firearm ready condition	Loaded - Option 1
Start on	Audible signal
Stop on	Last shot
Penalties	As per current edition of rules
Safety angles	90 degrees in all directions
Setup notes	



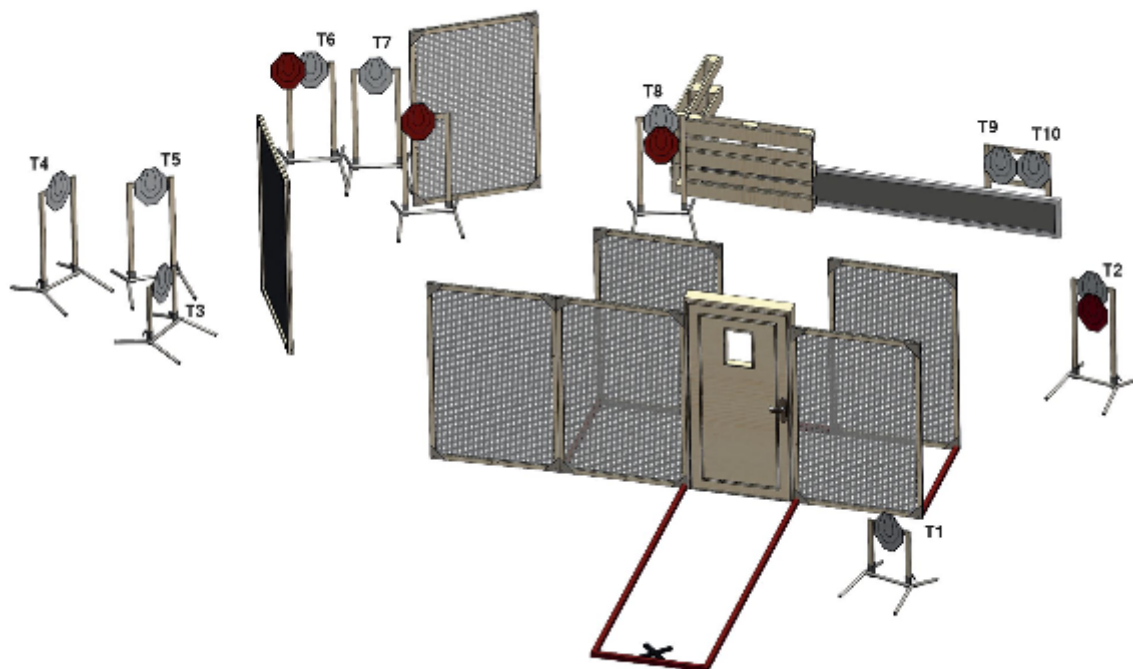
# 9.9



CoF	Comstock - Short	Points	50 p
Targets	5 paper, 3 no-shoot, Total 5 targets	Min rounds	10
Firearm	Rifle	Match-%	4.63%

Procedure	At the audible signal, engage targets from within designated area. Pulling handle (H1) activates swinger T5. T5 will be partly visible at rest.
Starting position	Competitor standing inside designated area and heels touching fault line on position marked with x, with the rifle in ready condition, held in both hands, stock touching the competitor at hip level, barrel parallel to the ground, trigger guard downwards, muzzle pointing downrange and with the fingers outside trigger guard.
Firearm ready condition	Loaded - Option 1
Start on	Audible signal
Stop on	Last shot
Penalties	As per current edition of rules
Safety angles	90 degrees in all directions
Setup notes	

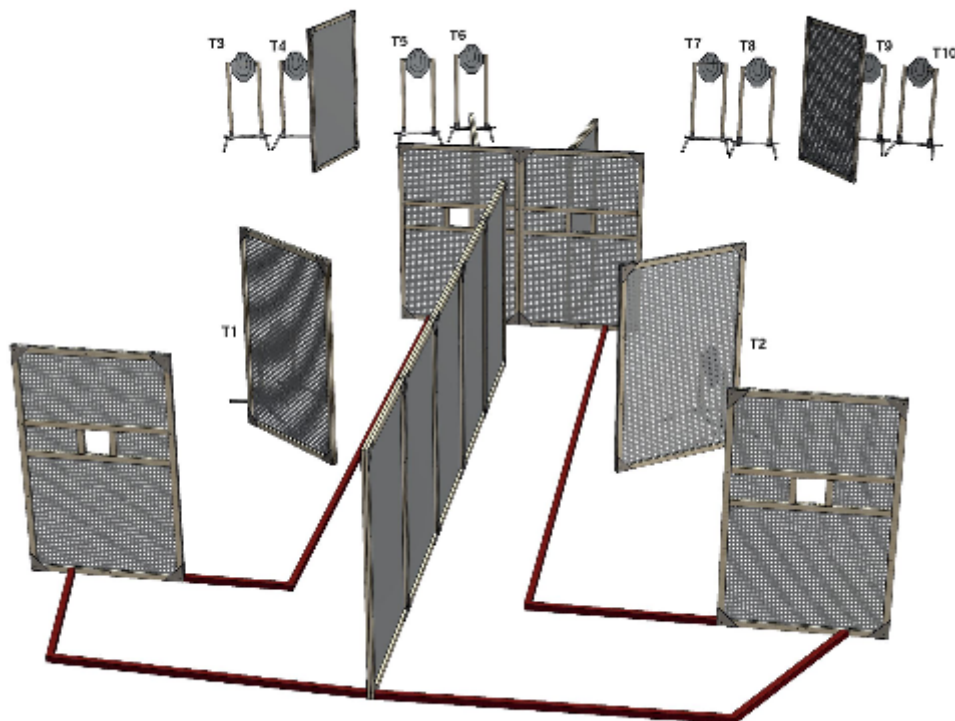
# 10. 10



CoF	Comstock - Medium	Points	100 p
Targets	10 paper, 4 no-shoot, Total 10 targets	Min rounds	20
Firearm	Rifle	Match-%	9.26%

Procedure	At the audible signal, engage targets from within designated area. When door is opened moving targets (T9 & T10) are activated
Starting position	Competitor standing inside designated area and heels touching fault line on position marked with x, with the rifle in ready condition, held in both hands, stock touching the competitor at hip level, barrel parallel to the ground, trigger guard downwards, muzzle pointing downrange and with the fingers outside trigger guard.
Firearm ready condition	Loaded - Option 1
Start on	Audible signal
Stop on	Last shot
Penalties	As per current edition of rules
Safety angles	90 degrees in all directions
Setup notes	


# 11.11



CoF	Comstock - Medium	Points	100 p
Targets	10 paper, Total 10 targets	Min rounds	20
Firearm	Rifle	Match-%	9.26%

Procedure	At the audible signal, engage targets from within designated area.
Starting position	<u>Competitor standing anywhere inside designated area, with the rifle in ready condition, held in both hands, stock touching the competitor at hip level, barrel parallel to the ground, trigger guard downwards, muzzle pointing</u>
Firearm ready condition	downrange and with the fingers outside trigger guard. Loaded - Option 1
Start on	Audible signal
Stop on	Last shot
Penalties	As per current edition of rules
Safety angles	90 degrees in all directions
Setup notes	

# 12. 12



CoF	Comstock - Short	Points	50 p
Targets	5 paper, 4 no-shoot, Total 5 targets	Min rounds	10
Firearm	Rifle	Match-%	4.63%

Procedure	At the audible signal, engage targets from within designated area.
Starting position	Competitor standing inside designated area and heels touching fault line on position marked with x, with the rifle in ready condition, held in both hands, stock touching the competitor at hip level, barrel parallel to the ground, trigger guard downwards, muzzle pointing downrange and with the fingers outside trigger guard.
Firearm ready condition	Unloaded - Option 3
Start on	Audible signal
Stop on	Last shot
Penalties	As per current edition of rules
Safety angles	90 degrees in all directions
Setup notes	