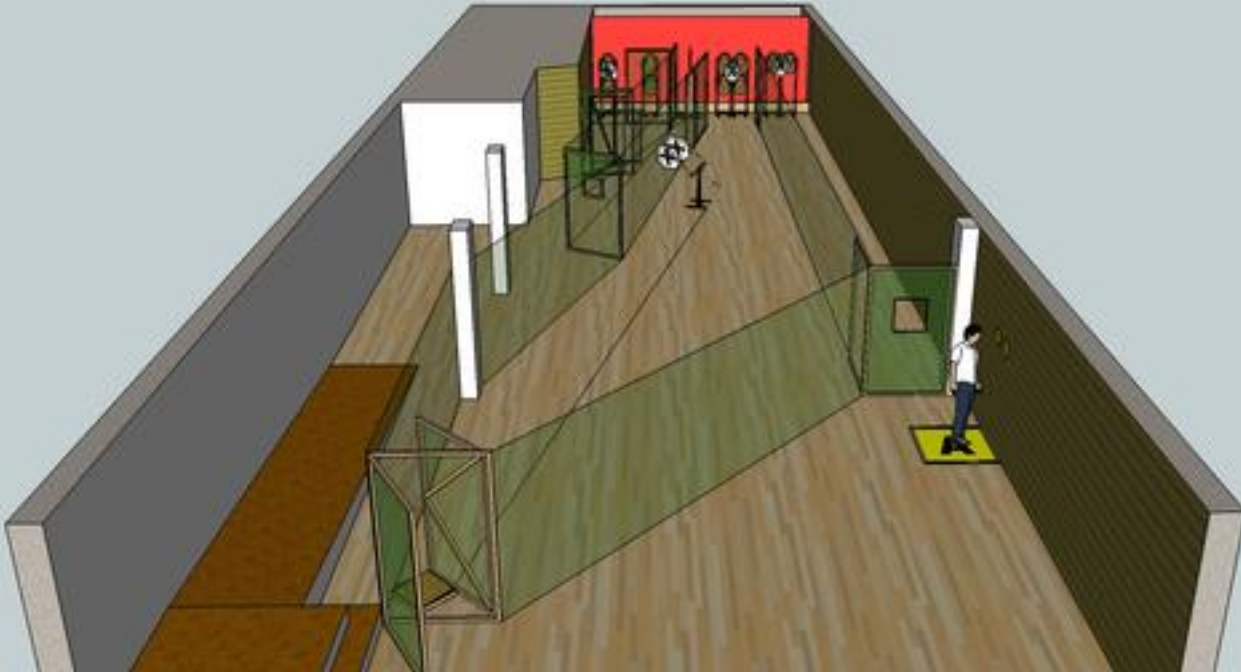


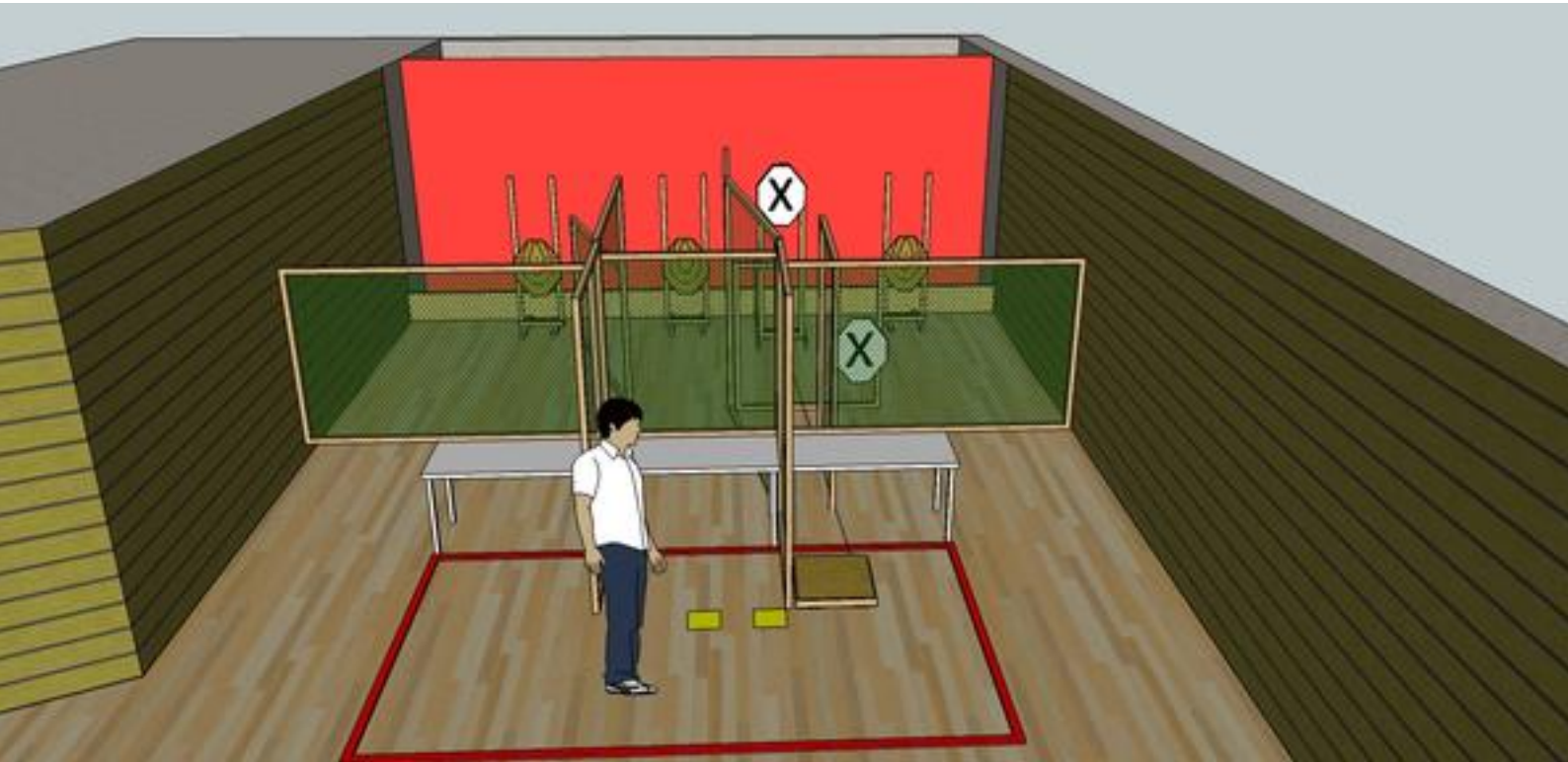
# 1. Rampen



CoF	Comstock - Medium	Points	100 p
Targets	9 paper, 1 disappearing/bonus, 5 no-shoot, Total 10 targets	Min rounds	18
Firearm	Handgun	Match-%	26.67%

Procedure	Start in side box-A with hands on marking. On signal engage all targets as they become visible. Trigger plate start swinger when going thru first door. Drop turner starts when opening the hatch. Wall moves side ways when closing the last door.
Starting position	Gun loaded & holstered
Firearm ready condition	
Start on	Audible signal
Stop on	Last shot
Penalties	As per current edition of rules
Safety angles	Left/Right 90 degree, Following
Setup notes	

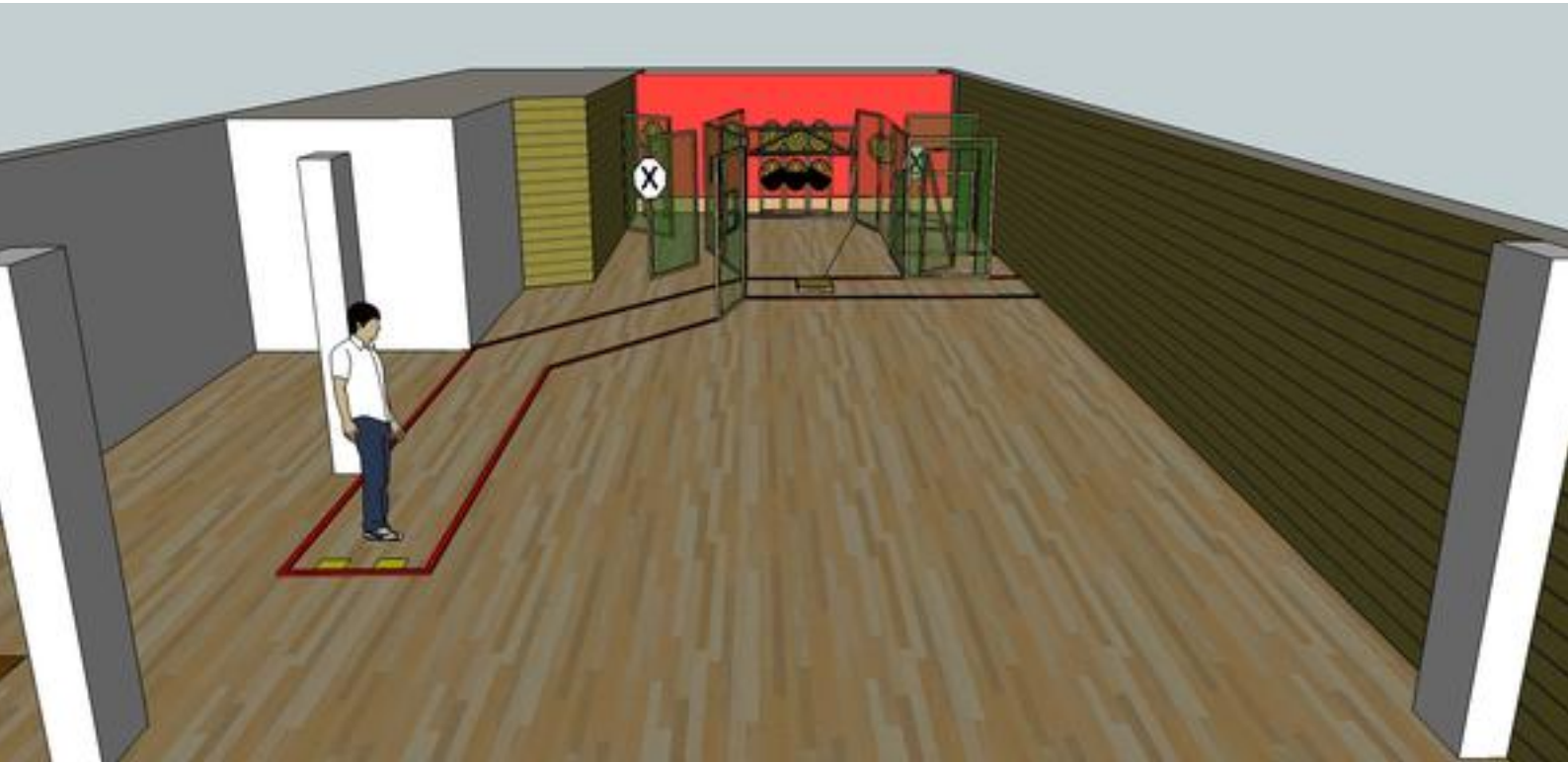
## 2. Vid Glockan



CoF	Comstock - Short	Points	40 p
Targets	3 paper, 1 disappearing/bonus, 2 no-shoot, Total 4 targets	Min rounds	6
Firearm	Handgun	Match-%	10.67%

Procedure	Start with feet on markings, standing up and relaxed with both hands at side. On signal engage all targets as they become visible with in designated area. Trigger plate actuates clam target.
Starting position	Gun loaded & holstered
Firearm ready condition	
Start on	Audible signal
Stop on	Last shot
Penalties	As per current edition of rules
Safety angles	Left/Right 90 degree.
Setup notes	

### 3. Arton meter



CoF	Comstock - Medium	Points	100 p
Targets	8 paper, 1 disappearing/bonus, 2 no-shoot, Total 9 targets	Min rounds	18
Firearm	Handgun	Match-%	26.67%

Procedure	Start with feet on markings with hands relaxed at side. On signal engage all targets as they become visible with in designated area. The cover falls down when entering the trigger on floor. Swinger starts when opening the door.
Starting position	Gun loaded & holstered with empty chamber.
Firearm ready condition	
Start on	Audible signal
Stop on	Last shot
Penalties	As per current edition of rules
Safety angles	Left/Right 90 degree, Following
Setup notes	

## 4. Tjugotre meter



CoF	Comstock - Long	Points	135 p
Targets	12 paper, 3 plates, 7 no-shoot, Total 15 targets	Min rounds	27
Firearm	Handgun	Match-%	36.00%

Procedure	Start sitting on chair with hands on knees. The course consist of three target arrays with three target group each. Each group consist of following: Left two papers, middle one plate, right two papers. On signal engage left group on left side of barricade. Right group on right side of barricade. Middle group thru port in barricade as they become visible, in free order. The rightmost target array are engaged over the low fence. Bag must be carried in either hand after passing the bag.
Starting position	Gun unloaded and all magazines to be used, in side suite case with muzzle pointing down range.
Firearm ready condition	
Start on	Audible signal
Stop on	Last shot
Penalties	As per current edition of rules
Safety angles	Left/Right 90 degree, Following
Setup notes	