


1. Stage 1


Stage 1



CoF	Comstock - Short	Points	60 p
Targets	5 paper, 2 popper, 2 no-shoot, Total 7 targets	Min rounds	12
Firearm	Handgun	Match-%	5.19%
Procedure	On signal, engage all targets.		
Starting position	Standing anywhere inside area.		
Firearm ready condition			
Start on	Audible signal		
Stop on	Last shot		
Penalties	As per current edition of rules		
Safety angles	L/R		
Setup notes			

2. Stage 2

Stage 2

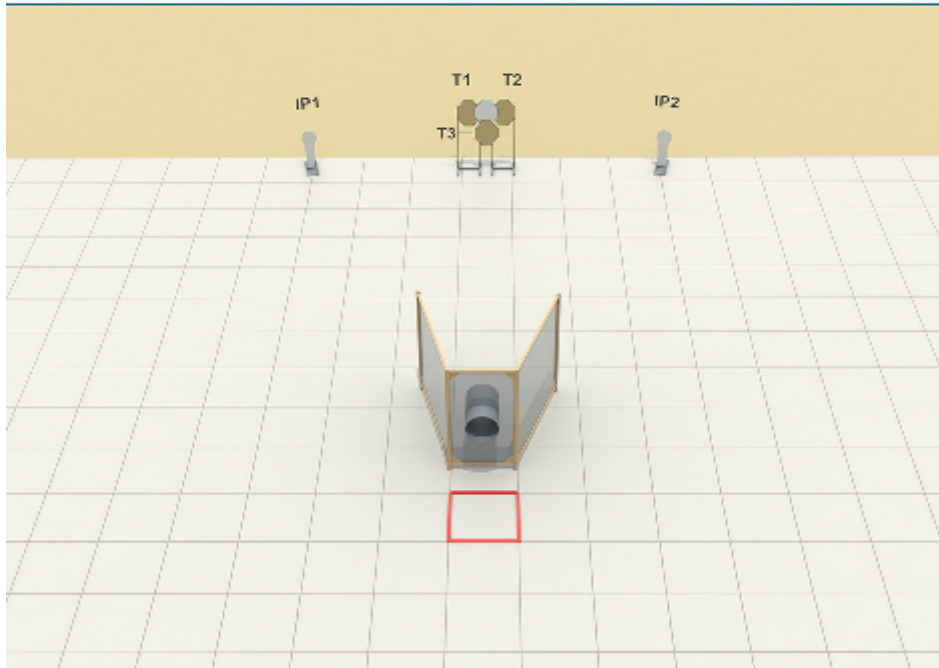


CoF	Comstock - Long	Points	160 p
Targets	16 paper, 6 no-shoot, Total 16 targets	Min rounds	32
Firearm	Handgun	Match-%	13.85%

Procedure	On signal, engage all targets. Note: Procedural to be assessed for each board moved on the top of the cooper tunnel.
Starting position	Standing anywhere inside area.
Firearm ready condition	
Start on	Audible signal
Stop on	Last shot
Penalties	As per current edition of rules
Safety angles	L/R
Setup notes	

3. Stage 3

Stage 3

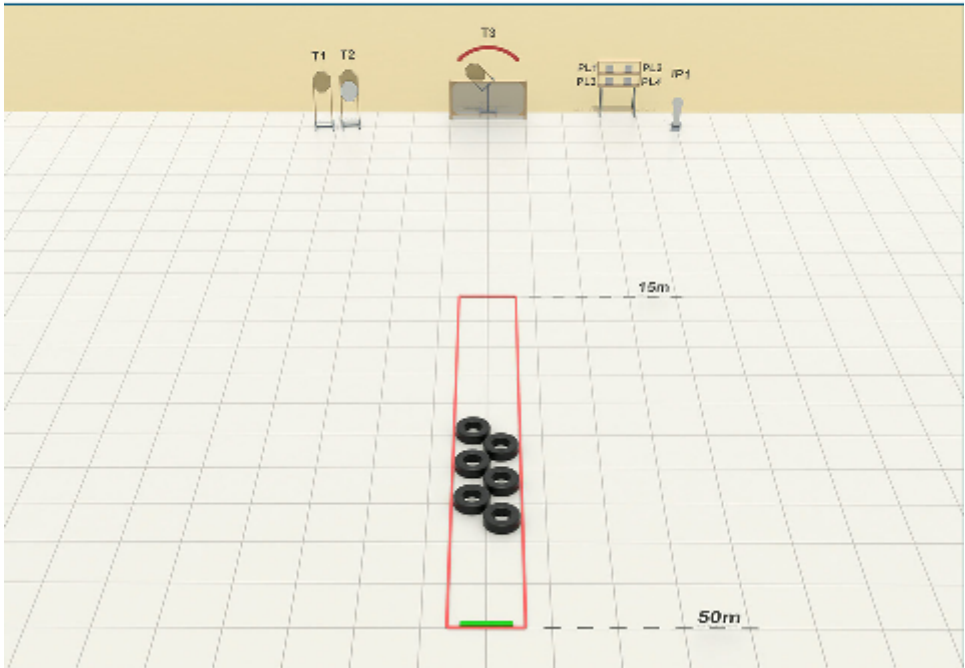


CoF	Comstock - Short	Points	40 p
Targets	3 paper, 2 popper, 1 no-shoot, Total 5 targets	Min rounds	8
Firearm	Handgun	Match-%	3.46%

Procedure	On signal, engage all targets.
Starting position	Standing anywhere inside area
Firearm ready condition	unloaded
Start on	Audible signal
Stop on	Last shot
Penalties	As per current edition of rules
Safety angles	L/R
Setup notes	

4. Stage 4


Stage 4



CoF	Comstock - Short	Points	55 p
Targets	3 paper, 1 popper, 4 plates, 1 no-shoot, Total 8 targets	Min rounds	11
Firearm	Handgun	Match-%	4.76%
Procedure	On signal, engage all targets. IPSC popper (IP1) activates swinger (T3) which remains visible at rest.		
Starting position	Standing on marks.		
Firearm ready condition			
Start on	Audible signal		
Stop on	Last shot		
Penalties	As per current edition of rules		
Safety angles	L/R		
Setup notes			

5. Stage 5

Stage 5

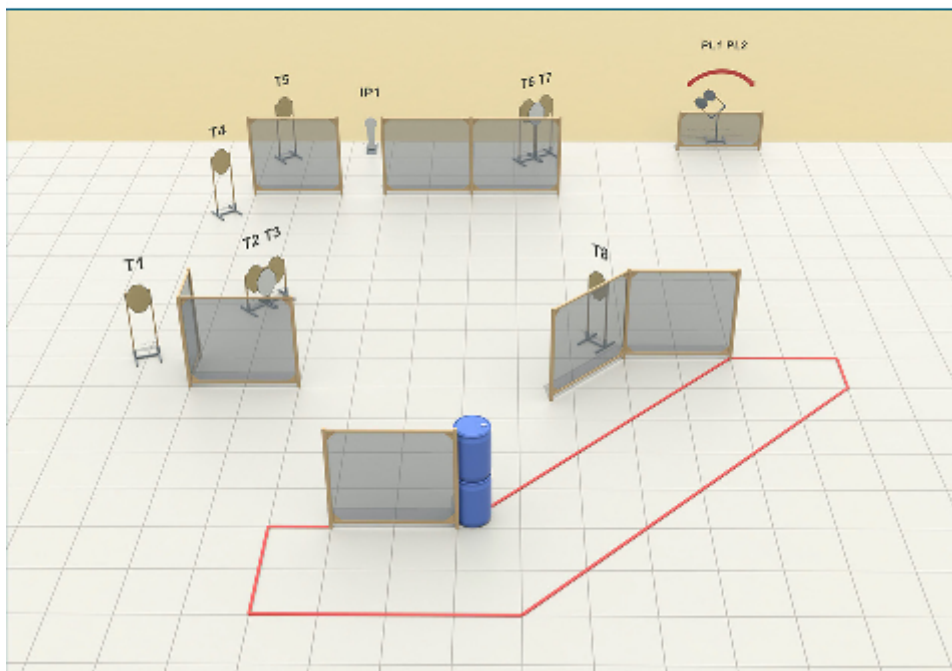


CoF	Comstock - Short	Points	60 p
Targets	6 paper, 1 no-shoot, Total 6 targets	Min rounds	12
Firearm	Handgun	Match-%	5.19%

Procedure	On signal, engage all targets while holding jerrican in one hand.
Starting position	Standing anywhere inside area, holding jerrican in one hand.
Firearm ready condition	
Start on	Audible signal
Stop on	Last shot
Penalties	As per current edition of rules
Safety angles	L/R
Setup notes	

6. Stage 6

Stage 6

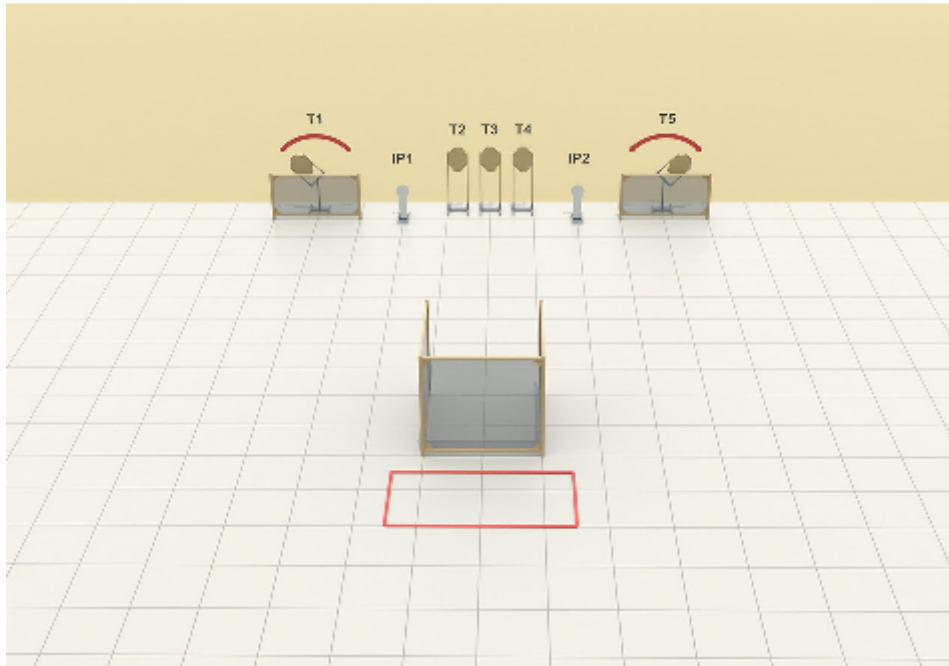


CoF	Comstock - Medium	Points	95 p
Targets	8 paper, 1 popper, 2 plates, 2 no-shoot, Total 11 targets	Min rounds	19
Firearm	Handgun	Match-%	8.23%

Procedure	On signal, engage all targets. IPSC popper (IP1) activates swinger (PL 1 and PL2) which remains visible at rest.
Starting position	Standing anywhere inside area.
Firearm ready condition	
Start on	Audible signal
Stop on	Last shot
Penalties	As per current edition of rules
Safety angles	L/R
Setup notes	

7. Stage 7

Stage 7

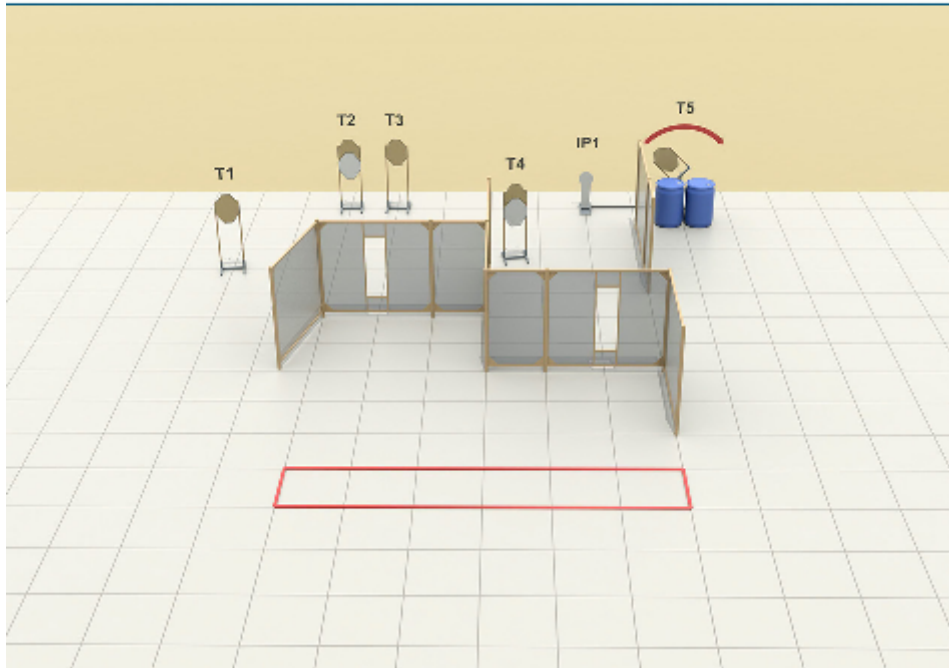


CoF	Comstock - Short	Points	60 p
Targets	5 paper, 2 popper, Total 7 targets	Min rounds	12
Firearm	Handgun	Match-%	5.19%

Procedure	On signal, engage all targets. IPSC popper IP1 activates swinger T1. IPSC popper IP2 activates swinger T5. Bath swingers remains visible at rest.		
Starting position	Standing anywhere inside area.		
Firearm ready condition			
Start on	Audible signal		
Stop on	Last shot		
Penalties	As per current edition of rules		
Safety angles	L/R		
Setup notes			

8. Stage 8

Stage 8




CoF	Comstock - Short	Points	55 p
Targets	5 paper, 1 popper, 2 no-shoot, Total 6 targets	Min rounds	11
Firearm	Handgun	Match-%	4.76%

Procedure	On signal, engage all targets. IPSC popper (IP1) activates swinger (T5), which remains visible at rest.
Starting position	Standing anywhere inside area.
Firearm ready condition	
Start on	Audible signal
Stop on	Last shot
Penalties	As per current edition of rules
Safety angles	L/R
Setup notes	

9. Stage 9

Stage 9

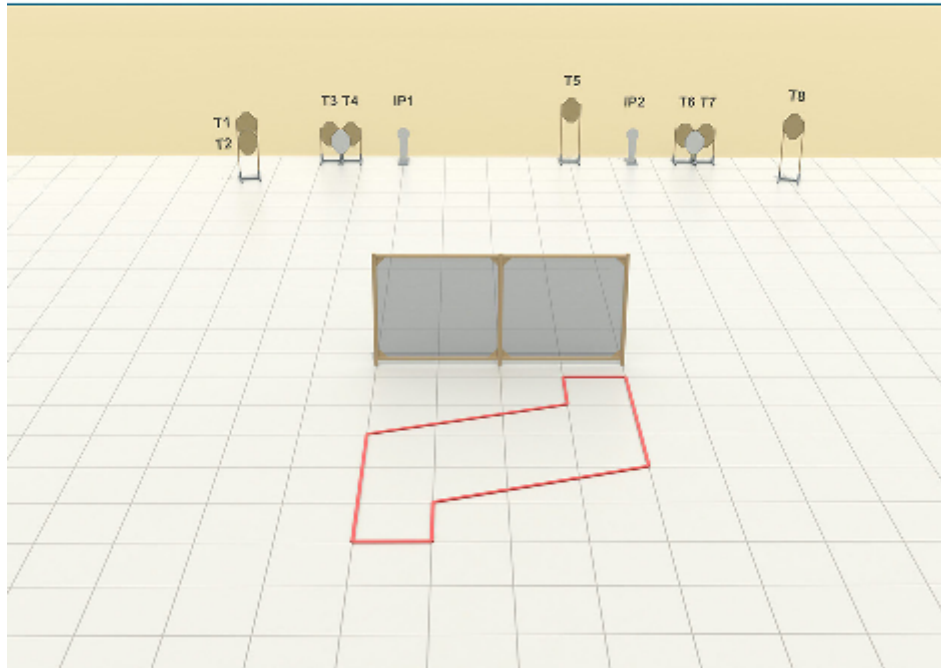


CoF	Comstock - Medium	Points	100 p
Targets	10 paper, 3 no-shoot, Total 10 targets	Min rounds	20
Firearm	Handgun	Match-%	8.66%

Procedure	On signal, engage all targets.
Starting position	Standing anywhere inside area.
Firearm ready condition	
Start on	Audible signal
Stop on	Last shot
Penalties	As per current edition of rules
Safety angles	L/R
Setup notes	

10. Stage 10

Stage 10




CoF	Comstock - Medium	Points	90 p
Targets	8 paper, 2 popper, 2 no-shoot, Total 10 targets	Min rounds	18
Firearm	Handgun	Match-%	7.79%

Procedure	On signal, engage all targets.
Starting position	Standing anywhere inside area.
Firearm ready condition	
Start on	Audible signal
Stop on	Last shot
Penalties	As per current edition of rules
Safety angles	L/R
Setup notes	

11. Stage 11

Stage 11

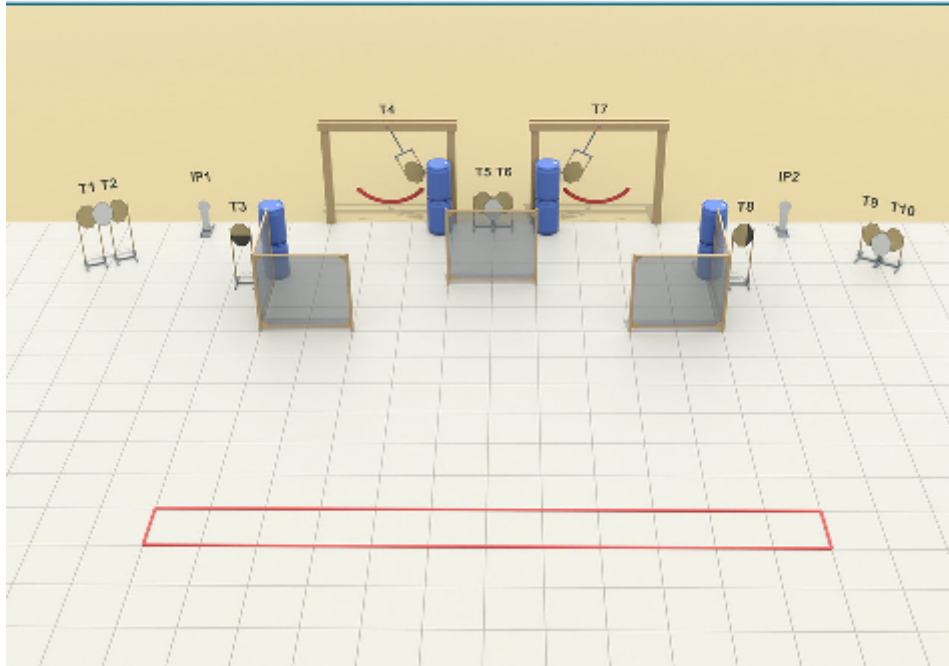


CoF	Comstock - Long	Points	160 p
Targets	14 paper, 2 popper, 2 plates, 6 no-shoot, Total 18 targets	Min rounds	32
Firearm	Handgun	Match-%	13.85%

Procedure	On signal, engage all targets. IPSC popper IP1 activates swinger T2. IPSC popper IP2 activates swinger T?. Both swingers remains visible at rest.
Starting position	Standing anywhere inside area.
Firearm ready condition	
Start on	Audible signal
Stop on	Last shot
Penalties	As per current edition of rules
Safety angles	L/R
Setup notes	

12. Stage 12

Stage 12

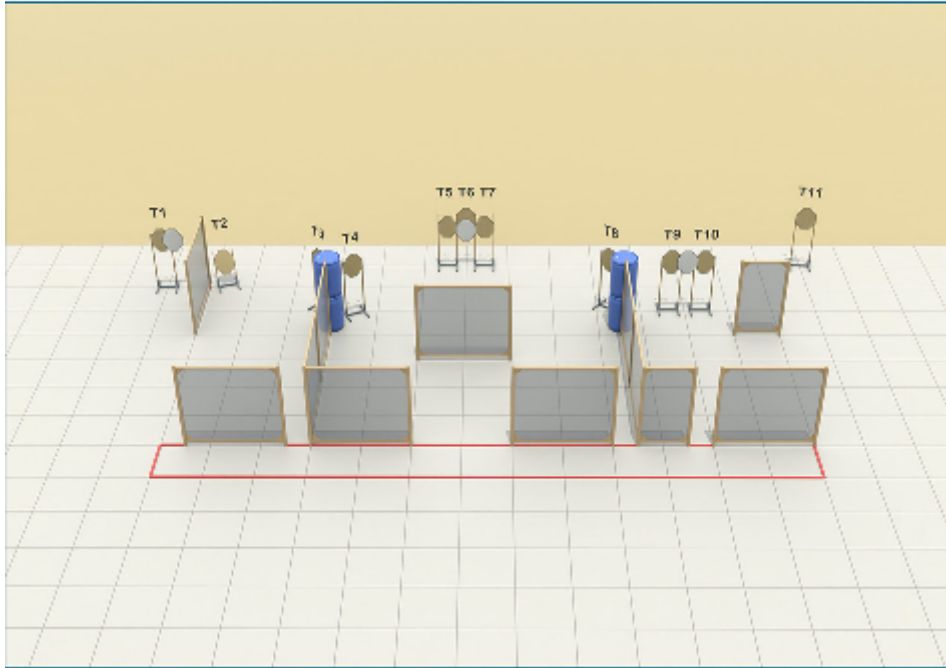


CoF	Comstock - Medium	Points	110 p
Targets	10 paper, 2 popper, 3 no-shoot, Total 12 targets	Min rounds	22
Firearm	Handgun	Match-%	9.52%

Procedure	On signal, engage all targets. IPSC paper IP1 activates swinger T4. IPSC paper IP2 activates swinger T7. Both swingers remain visible at rest.
Starting position	Standing anywhere inside area.
Firearm ready condition	
Start on	Audible signal
Stop on	Last shot
Penalties	As per current edition of rules
Safety angles	L/R
Setup notes	

13. Stage 13

Stage 13



CoF	Comstock - Medium	Points	110 p
Targets	11 paper, 3 no-shoot, Total 11 targets	Min rounds	22
Firearm	Handgun	Match-%	9.52%

Procedure	On signal, engage all targets.
Starting position	Standing anywhere inside area.
Firearm ready condition	
Start on	Audible signal
Stop on	Last shot
Penalties	As per current edition of rules
Safety angles	L/R
Setup notes	