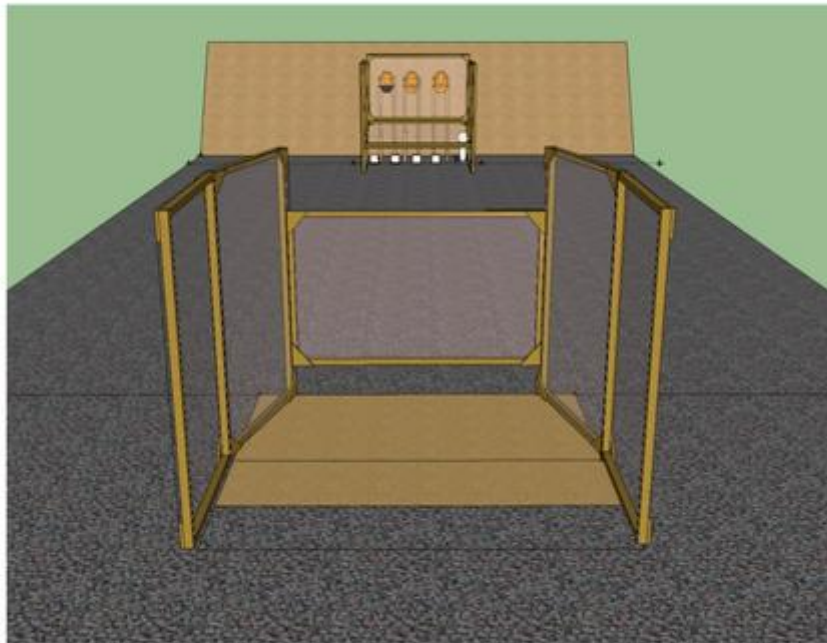


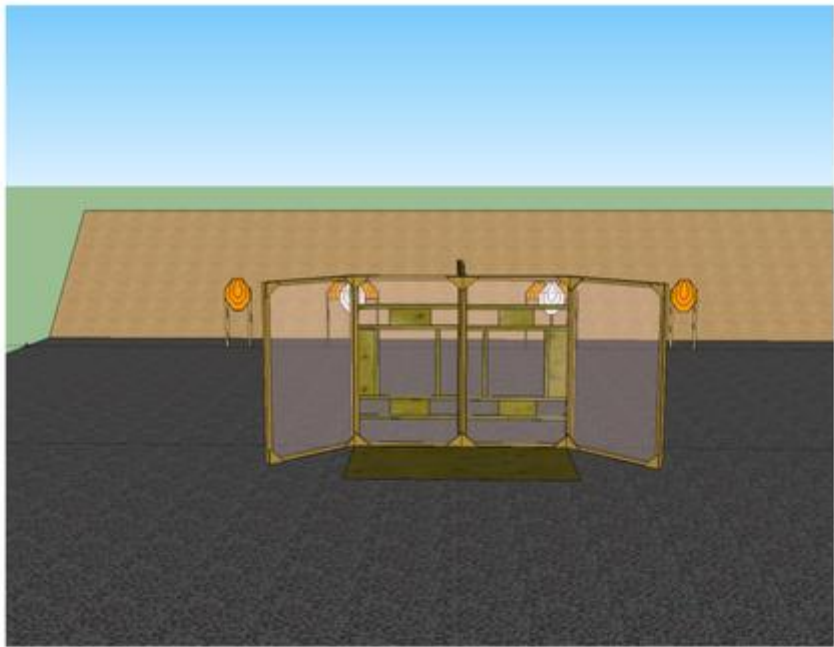
1. C 50



CoF	Comstock - Short	Points	55 p
Targets	3 paper, 1 popper, 4 plates, Total 8 targets	Min rounds	11
Firearm	Handgun	Match-%	8.27%

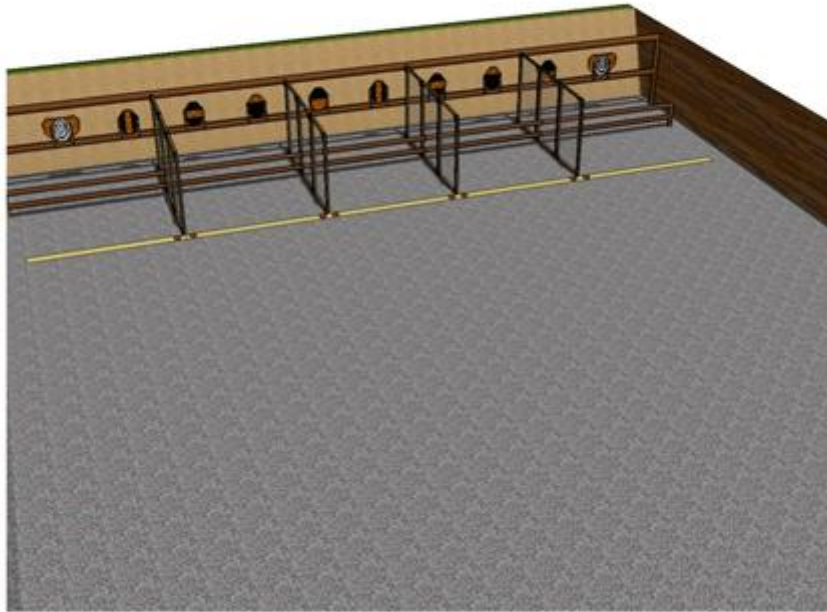
Procedure	On signal, engage all targets as they become visible. Free order free style. All shooting must be within area A. Hitting the popper releases the upper wall, showing the mini targets above
Starting position	Gun holstered, magazine inserted and chamber empty
Firearm ready condition	
Start on	Audible signal
Stop on	Last shot
Penalties	As per current edition of rules
Safety angles	L/R as shown by RO
Setup notes	

2. C 25



CoF	Comstock - Short	Points	60 p
Targets	6 paper, Total 6 targets	Min rounds	12
Firearm	Handgun	Match-%	9.02%
Procedure	On signal, engage all targets as they become visible. Free order free style. All shooting must be within area A. Shooting can be made from any opening by pulling string to open it and to keep it open.		
Starting position	Gun loaded & holstered		
Firearm ready condition			
Start on	Audible signal		
Stop on	Last shot		
Penalties	As per current edition of rules		
Safety angles	Safety angles are marked with red and white poles as shown by RO.		
Setup notes			

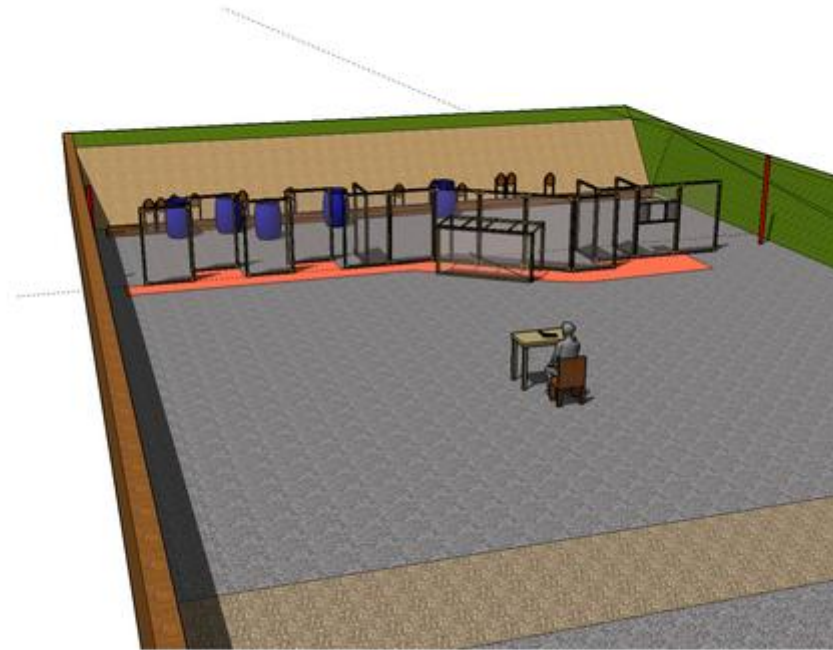
3. B 25



CoF	Comstock - Short	Points	55 p
Targets	11 paper, Total 11 targets	Min rounds	11
Firearm	Handgun	Match-%	8.27%

Procedure	On signal, engage all targets as they become visible. Free order free style. All shooting must be within area A. Each target is to be shot with one round each.
Starting position	Gun loaded & holstered
Firearm ready condition	
Start on	Audible signal
Stop on	Last shot
Penalties	As per current edition of rules
Safety angles	Safety angles are marked with red and white poles as shown by RO.
Setup notes	

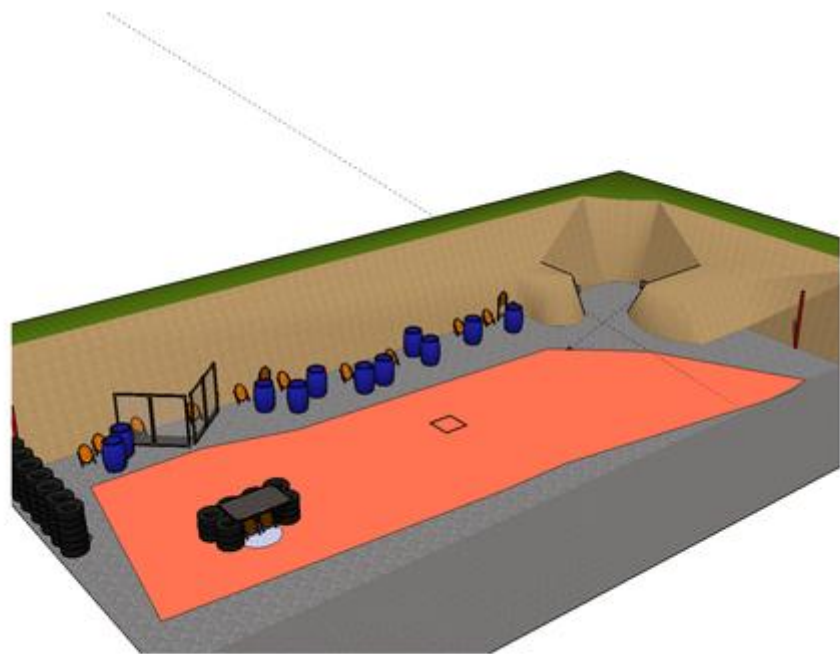
4. B 50



CoF	Comstock - Long	Points	140 p
Targets	14 paper, Total 14 targets	Min rounds	28
Firearm	Handgun	Match-%	21.05%

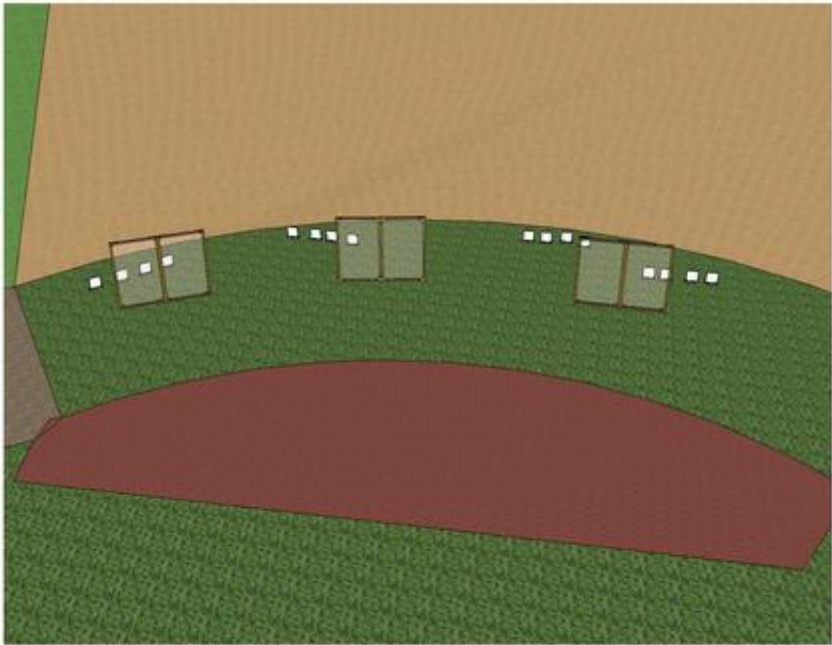
Procedure	On signal, engage all targets as they become visible. Free order free style. All shooting must be within area A, marked in red below.
Starting position	Gun empty and all magazines to be used on table
Firearm ready condition	
Start on	Audible signal
Stop on	Last shot
Penalties	As per current edition of rules
Safety angles	Safety angles are marked with red and white poles as shown by RO.
Setup notes	

5. B 5



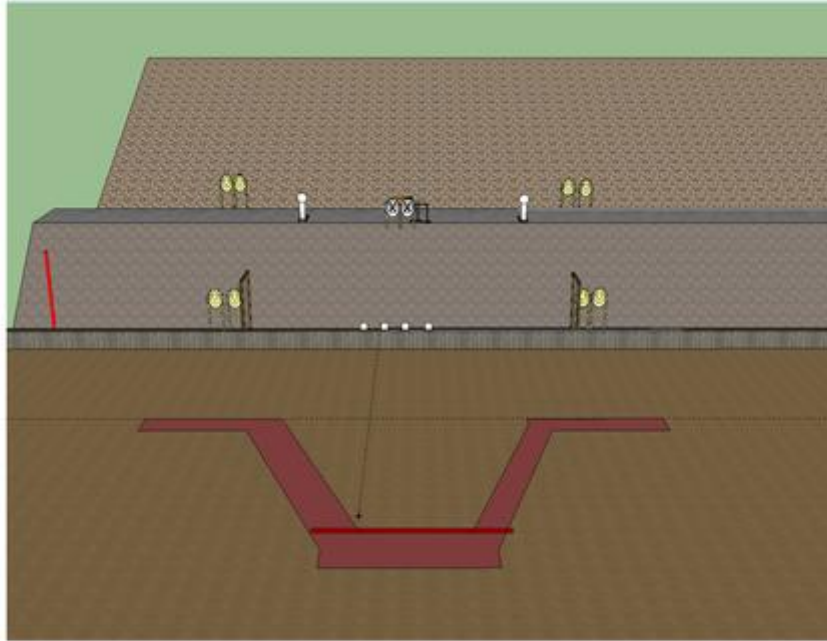
CoF	Comstock - Long	Points	160 p
Targets	14 paper, 4 plates, Total 18 targets	Min rounds	32
Firearm	Handgun	Match-%	24.06%
Procedure	On signal, engage all targets as they become visible. Free order free style. All shooting must be within area A, marked in red below.		
Starting position	Gun holstered, magazine inserted and chamber empty.		
Firearm ready condition			
Start on	Audible signal		
Stop on	Last shot		
Penalties	As per current edition of rules		
Safety angles	Safety angles are marked with yellow poles as shown by RO		
Setup notes			

6. B 6



CoF	Comstock - Medium	Points	85 p
Targets	1 popper, 16 plates, Total 17 targets	Min rounds	17
Firearm	Handgun	Match-%	12.78%
Procedure	On signal, engage all targets as they become visible. Free order free style. All shooting must be within area A, marked in brown below.		
Starting position	Gun loaded & holstered		
Firearm ready condition			
Start on	Audible signal		
Stop on	Last shot		
Penalties	As per current edition of rules		
Safety angles	Safety angles are marked with red and white poles as shown by RO.		
Setup notes			

7. B 100



CoF	Comstock - Medium	Points	110 p
Targets	8 paper, 2 popper, 4 plates, Total 14 targets	Min rounds	22
Firearm	Handgun	Match-%	16.54%

Procedure	On signal, engage all targets as they become visible. Free order free style. All shooting must be within area A, marked in red below.
Starting position	Gun loaded & holstered
Firearm ready condition	
Start on	Audible signal
Stop on	Last shot
Penalties	As per current edition of rules
Safety angles	90 degrees
Setup notes	