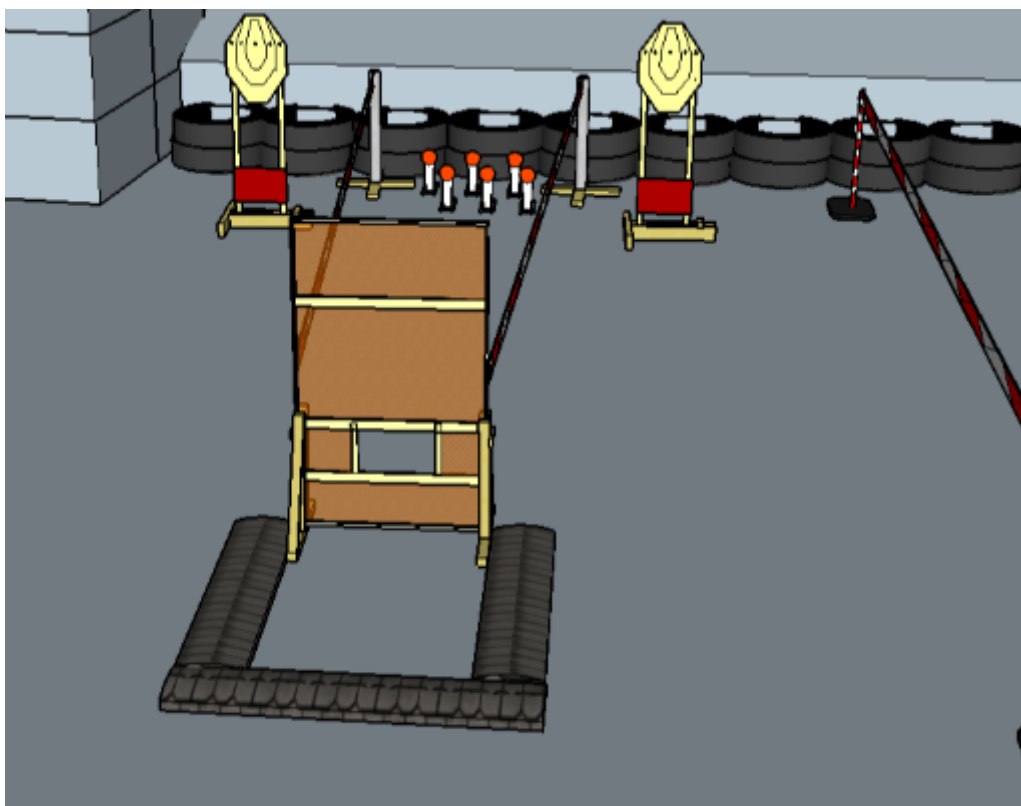


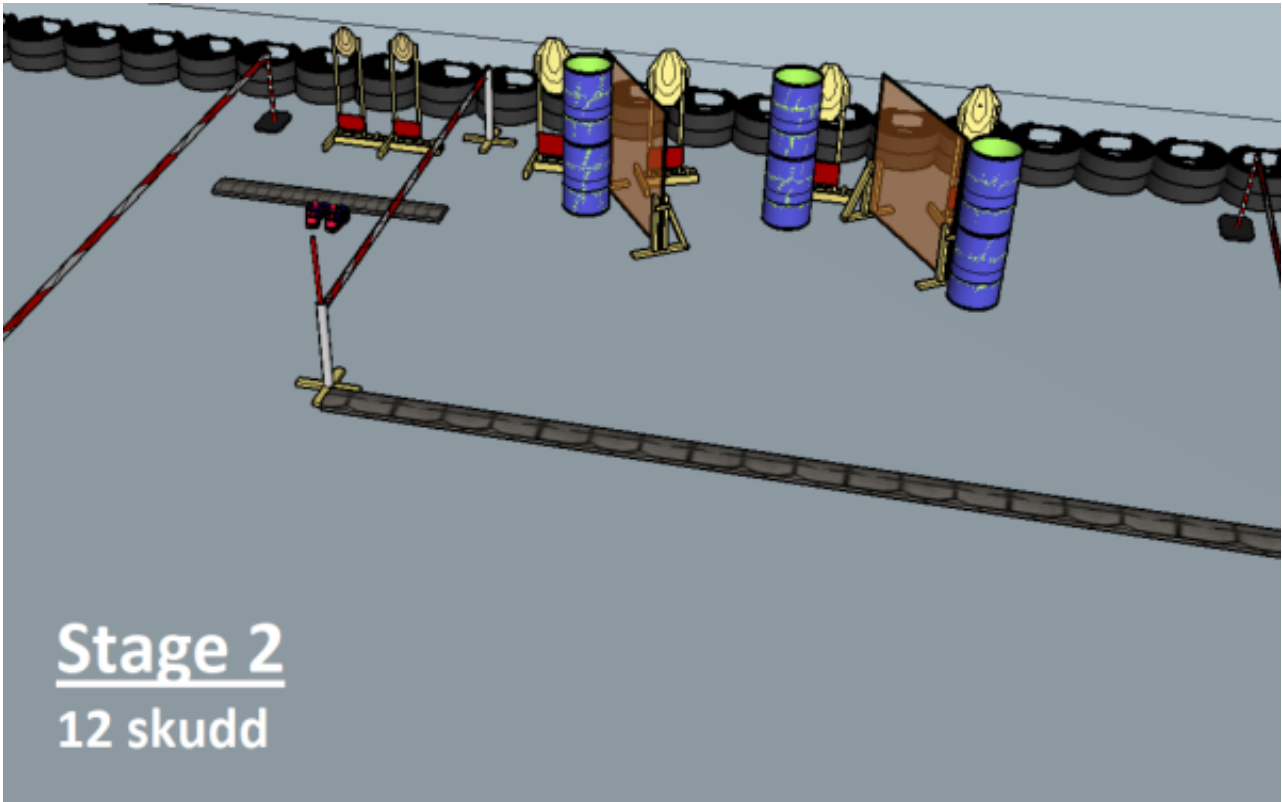
1. Steel city



CoF	Comstock - Short	Points	50 p
Targets	2 paper, 6 popper, Total 8 targets	Min rounds	10
Firearm	Handgun	Match-%	14.29%

Procedure	On start signal engage all targets as they become visible within the demarcated area. Red/white tape = walls extending up/down to infinity. Tirethreads on ground = faultline Shooting hot range
Starting position	Demonstrated på RO
Firearm ready condition	Loaded and holstered
Start on	Audible signal
Stop on	Last shot
Penalties	As per current edition of rules
Safety angles	L: Color on wall, R: Red Stick V: top of berm, but 20 degrees over horizontal when reloading
Setup notes	

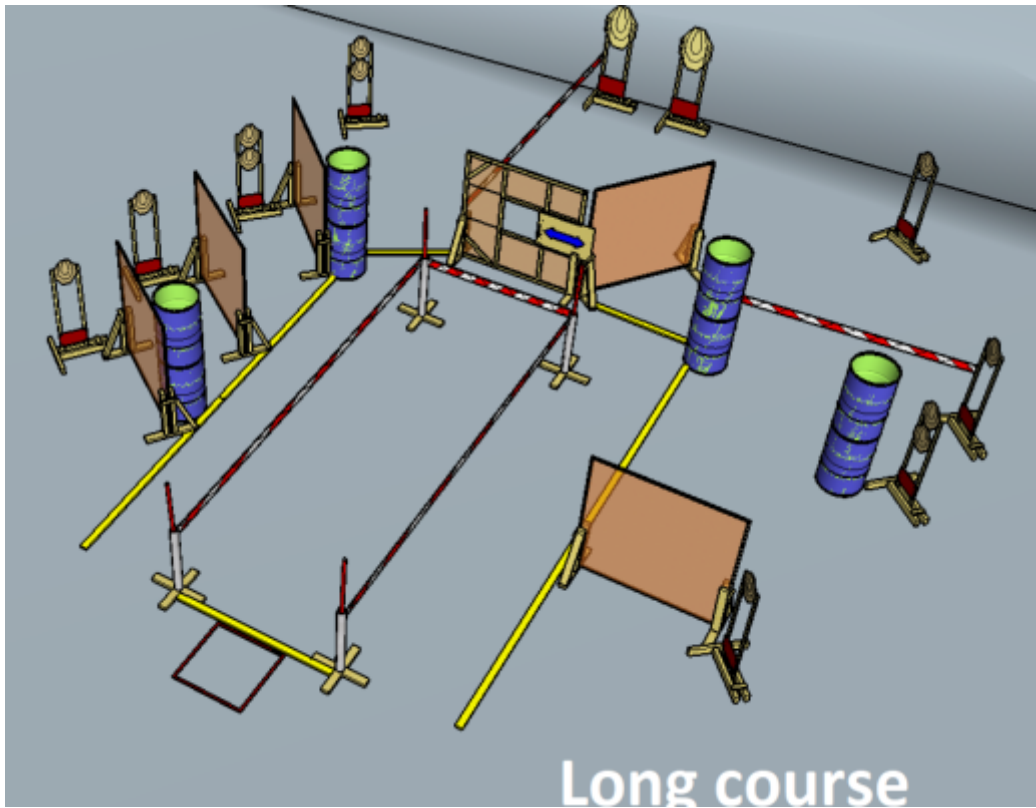
2. Do it right



CoF	Comstock - Short	Points	60 p
Targets	6 paper, Total 6 targets	Min rounds	12
Firearm	Handgun	Match-%	17.14%

Procedure	On start signal engage all targets as they become visible within the demarcated area. Red/white tape = walls extending up/down to infinity. Tirethreads on ground = faultline Strong hand only PCC unloaded on hip. Hot range
Starting position	Feet touching faultline
Firearm ready condition	Loaded and holstered
Start on	Audible signal
Stop on	Last shot
Penalties	As per current edition of rules
Safety angles	L: Color on wall, R: Red Stick V: top of berm, but 20 degrees over horizontal when reloading
Setup notes	

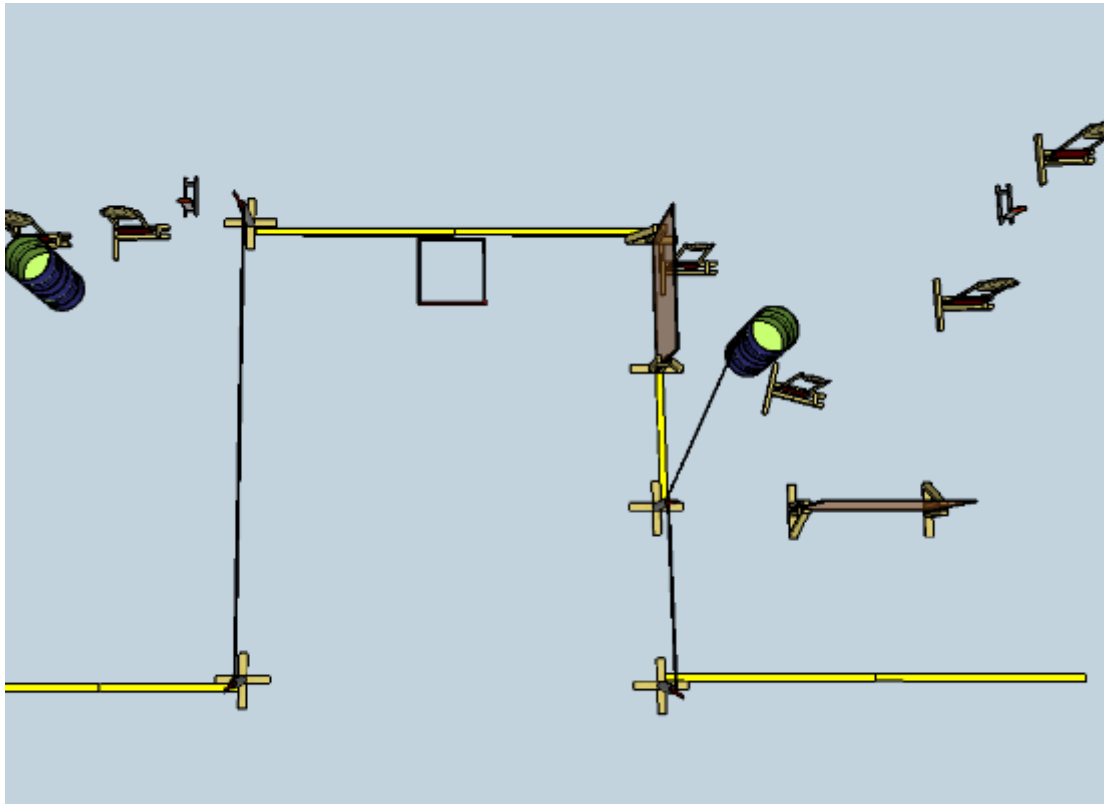
3. Don't miss out



CoF	Comstock - Long	Points	130 p
Targets	13 paper, 3 no-shoot, Total 13 targets	Min rounds	26
Firearm	Handgun	Match-%	37.14%

Procedure	On start signal engage all targets as they become visible within the demarcated area. Red/white tape = walls extending up/down to infinity. Tirethreads on ground = faultline
Starting position	In box. Demonstrated på RO
Firearm ready condition	Loaded and holstered
Start on	Audible signal
Stop on	Last shot
Penalties	As per current edition of rules
Safety angles	L: Red stick. R: Wall when facing berm. After padding stick and mark 90-90', V: Top of berm, 20 degrees over horizontal when reloading
Setup notes	

4. Don't be afraid.



CoF	Comstock - Medium	Points	110 p
Targets	10 paper, 2 popper, 2 no-shoot, Total 12 targets	Min rounds	22
Firearm	Handgun	Match-%	31.43%

Procedure	On start signal engage all targets as they become visible within the demarcated area. Red/white tape = walls extending up/down to infinity. Tirethreads on ground = faultline PCC option 2(magasin i kammer tom)
Starting position	In box Demonstrated by RO
Firearm ready condition	Loaded and holstered. PCC option 2
Start on	Audible signal
Stop on	Last shot
Penalties	As per current edition of rules
Safety angles	L/R: 90deg when facing berm, vertical: top of berm, but max 20 degrees over horizontal when reloading
Setup notes	