



1. Stage 1: At the front desk



CoF	Comstock - Short	Points	60 p
Targets	6 paper, 1 no-shoot, Total 6 targets	Min rounds	12
Firearm	Handgun	Match-%	27.27%

Procedure	On audible signal, engage all targets. Button activates movable target, visible at rest.
Starting position	Sitting on chair, arms on table.
Firearm ready condition	Loaded and holstered
Start on	Audible signal
Stop on	Last shot
Penalties	As per current edition of rules
Safety angles	L/R
Setup notes	Desk at 10m


2. Stage 2: To the front desk.



CoF	Comstock - Short	Points	60 p
Targets	6 paper, 1 no-shoot, Total 6 targets	Min rounds	12
Firearm	Handgun	Match-%	27.27%

Procedure	On audible signal, engage all targets.
Starting position	Heels on mark
Firearm ready condition	Empty chamber
Start on	Audible signal
Stop on	Last shot
Penalties	As per current edition of rules
Safety angles	L/R
Setup notes	Start at, approx. 20m


3. Stage 3: At the mark.



CoF	Comstock - Short	Points	50 p
Targets	5 paper, Total 5 targets	Min rounds	10
Firearm	Handgun	Match-%	22.73%

Procedure	On audible signal, engage all targets.
Starting position	At the mark
Firearm ready condition	Loaded and holstered.
Start on	Audible signal
Stop on	Last shot
Penalties	As per current edition of rules
Safety angles	L/R
Setup notes	Start at approx. 20m

4. Stage 4: Where is the mark?



CoF	Comstock - Short	Points	50 p
Targets	5 paper, Total 5 targets	Min rounds	10
Firearm	Handgun	Match-%	22.73%

Procedure	On audible signal, engage all targets.
Starting position	Anywhere
Firearm ready condition	Loaded and holstered.
Start on	Audible signal
Stop on	Last shot
Penalties	As per current edition of rules
Safety angles	L/R
Setup notes	