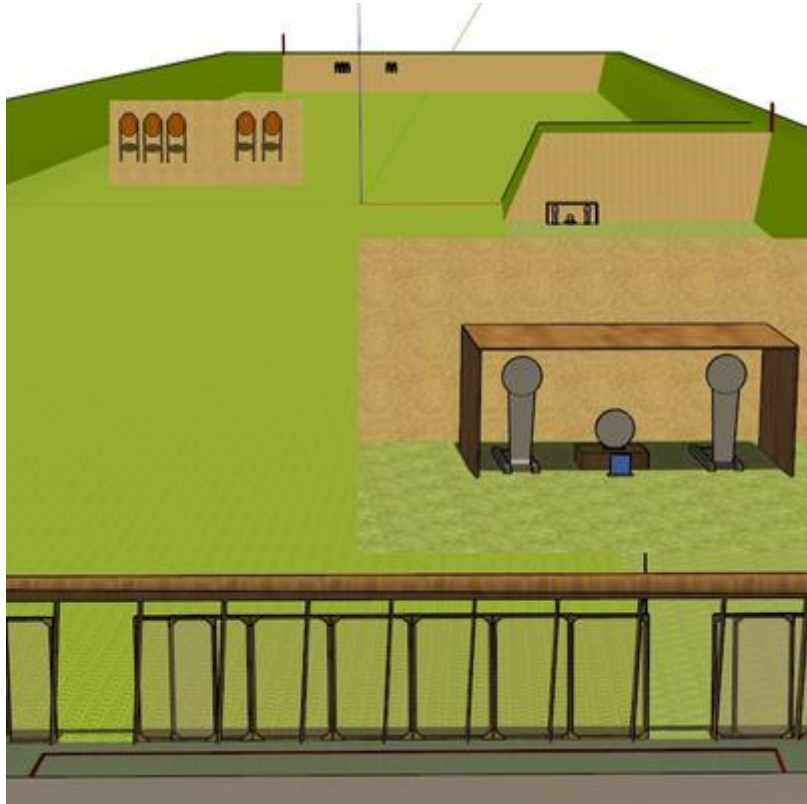



1. A300 Sponsored by "Terräng"



CoF	Comstock - Medium	Points	65 p
Targets	5 paper, 2 popper, 1 plates, Total 8 targets	Min rounds	13
Firearm	Rifle	Match-%	9.42%

Procedure	This stage is sponsored by "Terräng". The stage winner will receive a price. After audible signal engage all targets within designated area. Note that all paper targets cannot be engaged from the right position. Free order free style. All shooting must be from within area A. Shooting with steel core bullets on stage 1 is considered using prohibited ammunition according to 10.5.15. Note tight safety angles!
Starting position	Condition 1. Standing relaxed anywhere in designated area
Firearm ready condition	
Start on	Audible signal
Stop on	Last shot
Penalties	As per current edition of rules.
Safety angles	Flag to left and right. Note tight safety angles!
Setup notes	

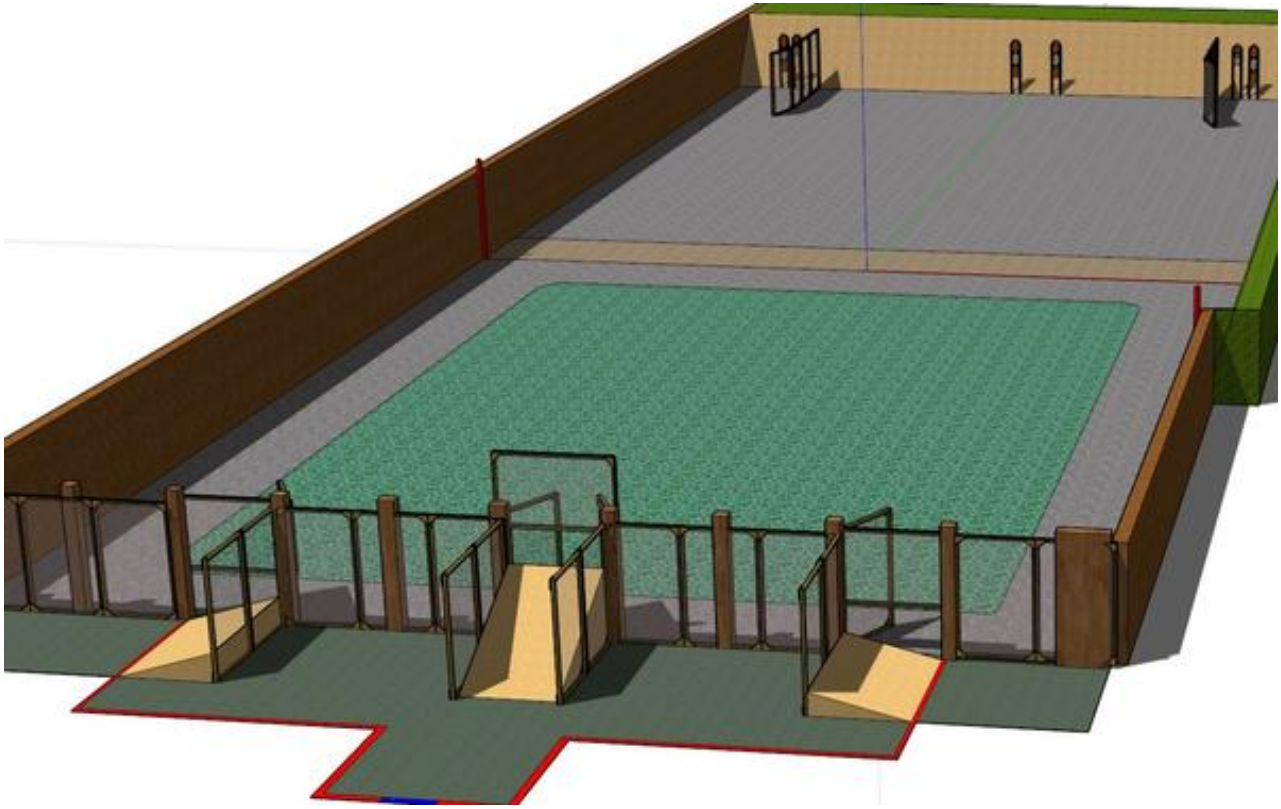
2. B25



CoF	Comstock - Medium	Points	100 p
Targets	10 paper, Total 10 targets	Min rounds	20
Firearm	Rifle	Match-%	14.49%

Procedure	On audible signal, engage all targets within the designated area.
Starting position	Condition 1. All magazines on person. Standing relaxed in box.
Firearm ready condition	
Start on	Audible signal
Stop on	Last shot
Penalties	As per current edition of rules
Safety angles	L/R
Setup notes	

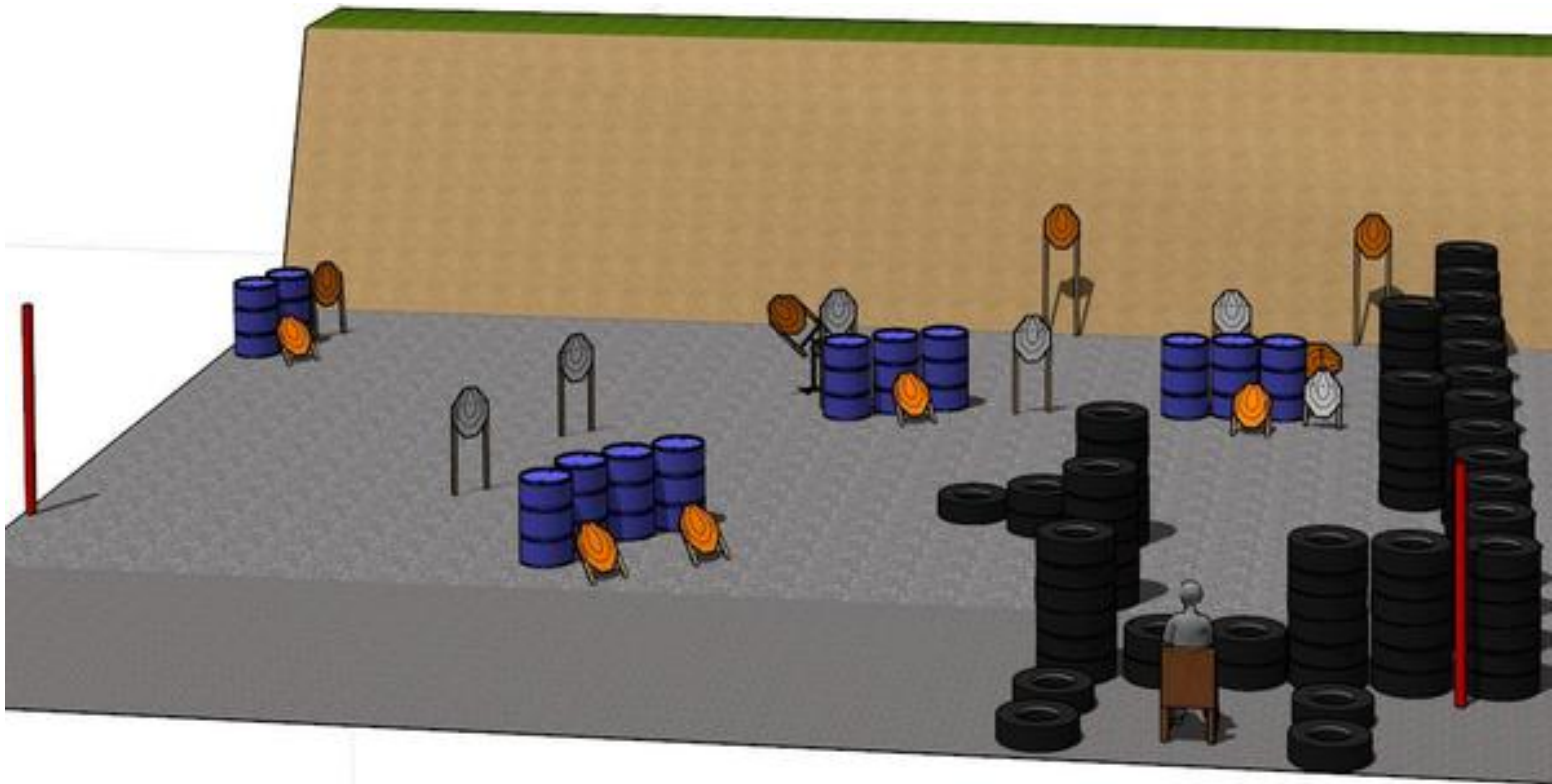
3. B50 Arranged by FBU



CoF	Comstock - Medium	Points	100 p
Targets	10 paper, 6 no-shoot, Total 10 targets	Min rounds	20
Firearm	Rifle	Match-%	14.49%

Procedure	PROCEDURE On signal engage all targets as they become visible. Free order, free style. All shooting must be within area A. Touching ground on the left or right side will be considered as a significant advantage and therefore will result in one penalty for each shot fired This stage is provided by FBU.
Starting position	Rifle loaded, option 1. Standing relaxed in the back of the box, heels touching mark as shown by RO
Firearm ready condition	
Start on	Audible signal
Stop on	Last shot
Penalties	As per current edition of rules
Safety angles	L/R
Setup notes	

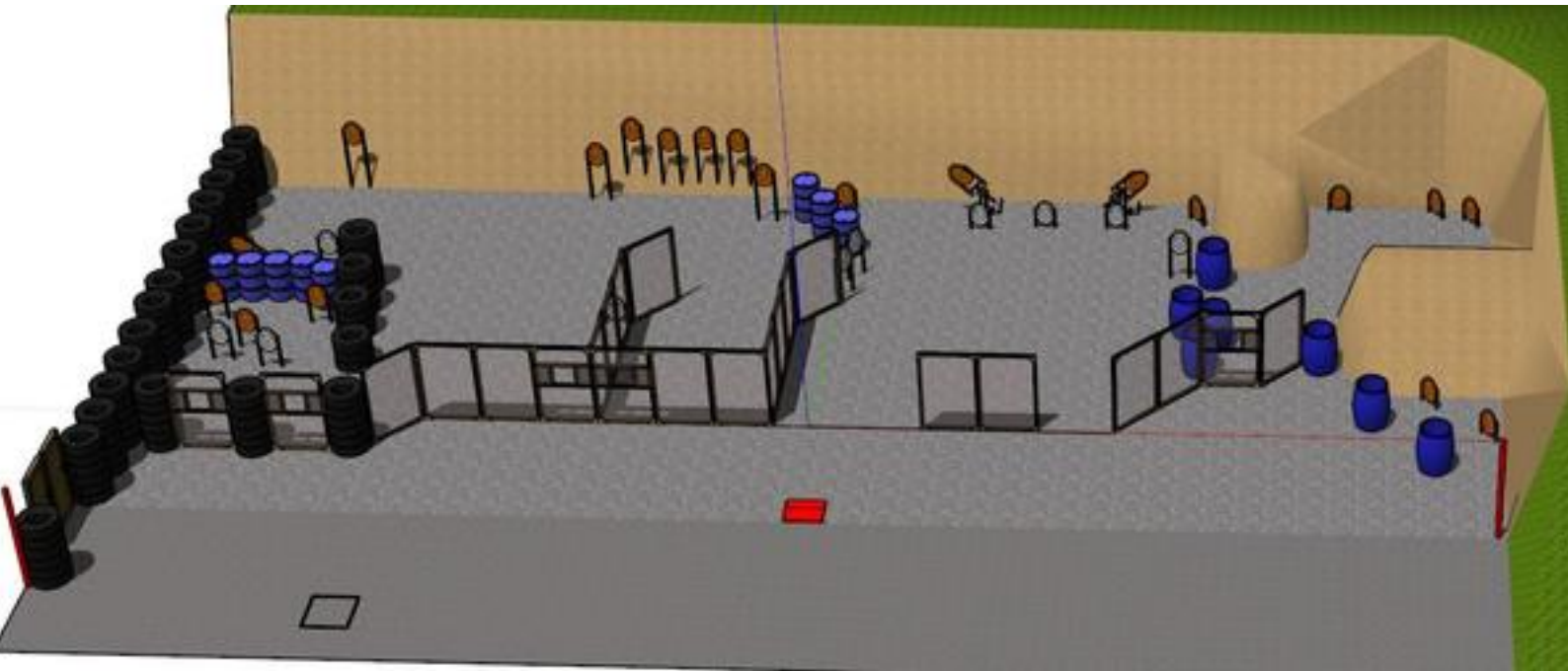
4. B4



CoF	Comstock - Short	Points	50 p
Targets	10 paper, Total 10 targets	Min rounds	10
Firearm	Rifle	Match-%	7.25%

Procedure	After audible signal engage all targets from within the designated area. Pulling ropes will release movers. Please note: 1 shot per target
Starting position	Gun condition 1 and placed as described by RO. All magazines on person.
Firearm ready condition	
Start on	Audible signal
Stop on	Last shot
Penalties	As per current edition of rules
Safety angles	L/R
Setup notes	


5. B5 Sponsored by "GP Rifle"



CoF	Comstock - Long	Points	200 p
Targets	20 paper, Total 20 targets	Min rounds	40
Firearm	Rifle	Match-%	28.99%

Procedure	This stage is sponsored by "GP Rifle". The stage winner will receive a price. After audible signal engage all targets within designated area. Pulling rope will release mover 1. Pressure plate will activate other movers. Mandatory magazine change between first and last shot. Failure to change magazine will result in one procedure.
Starting position	Gun loaded and in hands. All magazines on person.
Firearm ready condition	
Start on	Audible signal
Stop on	Last shot
Penalties	As per current edition of rules
Safety angles	L/R
Setup notes	

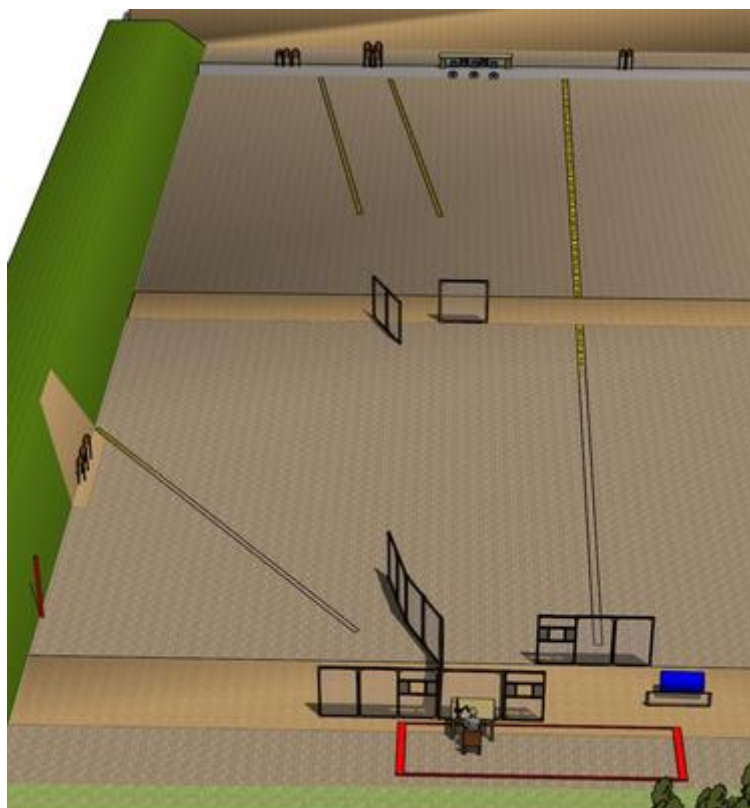
6. B6



CoF	Comstock - Short	Points	50 p
Targets	5 paper, Total 5 targets	Min rounds	10
Firearm	Rifle	Match-%	7.25%

Procedure	Rifle condition 2, placed down range on either left or right side barrel/table. After audible signal engage all targets within designated area.
Starting position	Standing relaxed, toes touching mark, facing up range with hands behind head. As shown by RO.
Firearm ready condition	
Start on	Audible signal
Stop on	Last shot
Penalties	As per current edition of rules
Safety angles	L/R
Setup notes	

7. B100 Arranged by VDS



CoF	Comstock - Long	Points	125 p
Targets	11 paper, 3 plates, Total 14 targets	Min rounds	25
Firearm	Rifle	Match-%	18.12%

Procedure	After audible signal engage all targets within designated area. Shooting with steel core bullets on stage 1 is considered using prohibited ammunition according to 10.5.15. This stage is provided to you by VDS - Västerorts Dynamiska Skyttar.
Starting position	Sitting on chair, reading the latest edition of Vapentidningen
Firearm ready condition	
Start on	Audible signal
Stop on	Last shot
Penalties	As per current edition of rules.
Safety angles	Left and right
Setup notes	