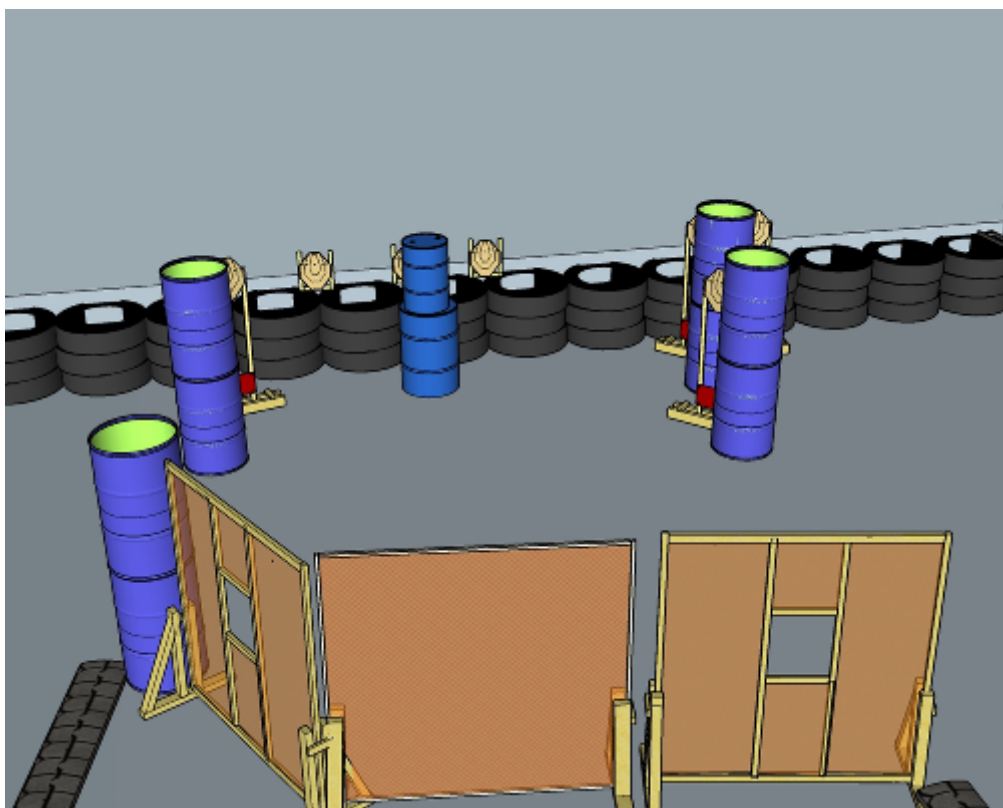


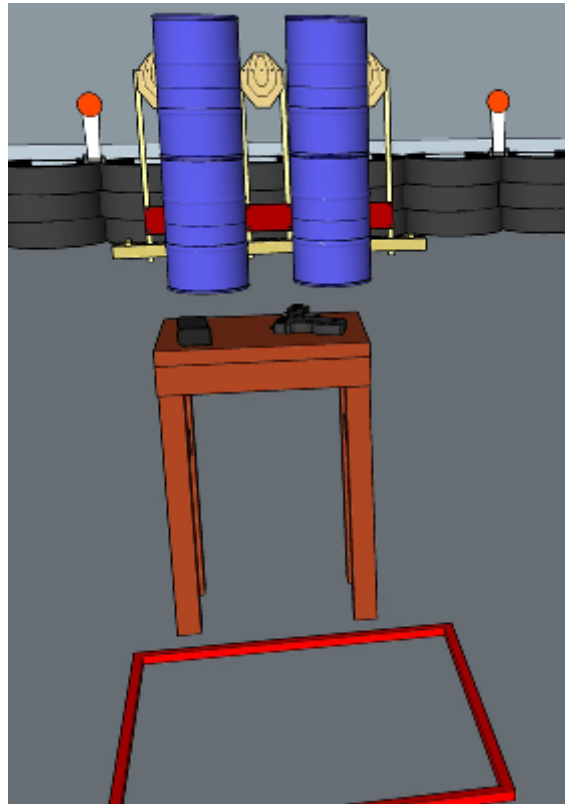
1. Look see



CoF	Comstock - Medium	Points	70 p
Targets	7 paper, Total 7 targets	Min rounds	14
Firearm	Handgun	Match-%	14.89%

Procedure	On start signal engage all targets as they become visible within the demarcated area. Red/white tape = walls extending up/down to infinity. Tirethreads on ground = faultline
Starting position	Anywhere in demarcated area
Firearm ready condition	1, loaded and holstered for handgun
Start on	Audible signal
Stop on	Last shot
Penalties	As per current edition of rules
Safety angles	L: Color on wall, R: 90deg when facing berm/wooden box, V: top of berm, but 20 degrees over horizontal when reloading
Setup notes	

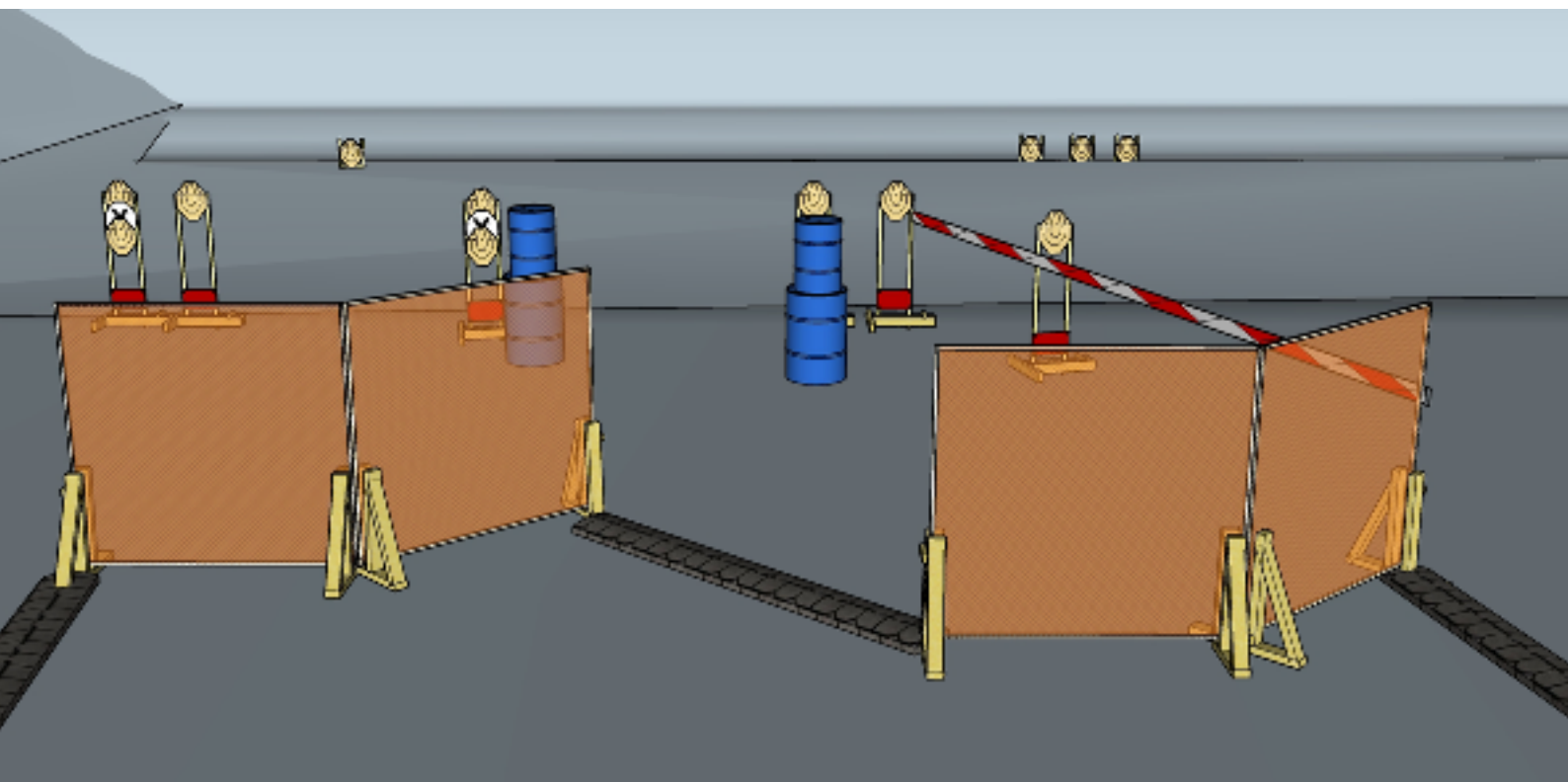
2. Lean on me



CoF	Comstock - Short	Points	40 p
Targets	3 paper, 2 popper, Total 5 targets	Min rounds	8
Firearm	Handgun	Match-%	8.51%

Procedure	On start signal engage all targets as they become visible within the demarcated area. All shots must be fired standing in box		
Starting position	In box, behind table		
Firearm ready condition	3, firearm and all magazines to be used on table		
Start on	Audible signal		
Stop on	Last shot		
Penalties	As per current edition of rules		
Safety angles	L: Color on wall, R: 90deg when facing berm/wooden box, V: top of berm, but 20 degrees over horizontal when reloading		
Setup notes			

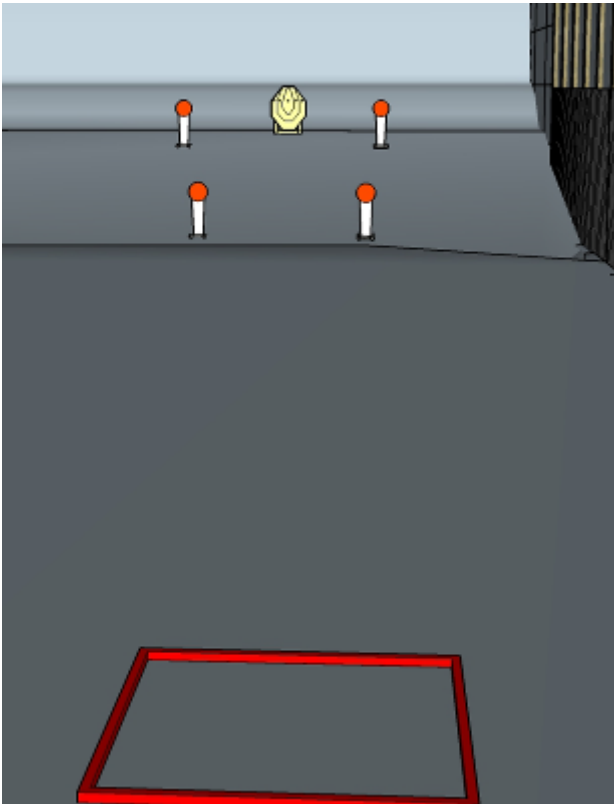
3. In'n'Out but no burger



CoF	Comstock - Medium	Points	120 p
Targets	12 paper, 2 no-shoot, Total 12 targets	Min rounds	24
Firearm	Handgun	Match-%	25.53%

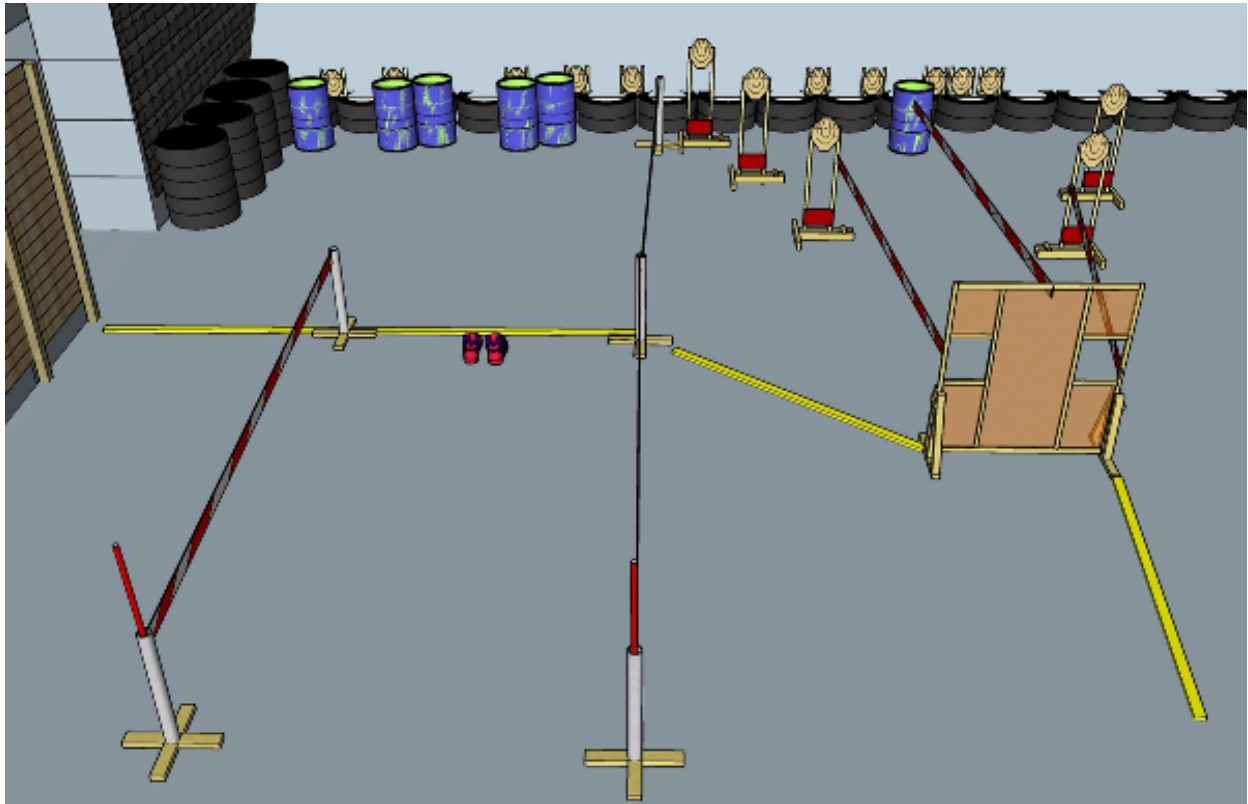
Procedure	On start signal engage all targets as they become visible within the demarcated area. Red/white tape = walls extending up/down to infinity. Tirethreads on ground = faultline		
Starting position	Anywhere in demarcated area		
Firearm ready condition	1, loaded and holstered for handgun		
Start on	Audible signal		
Stop on	Last shot		
Penalties	As per current edition of rules		
Safety angles	L: Wooden box on ground, R: Wall when facing berm to end of wall/road start, V: Top of berm, 20 degrees over horizontal when reloading		
Setup notes			

4. PewPew fast



CoF	Comstock - Short	Points	30 p
Targets	1 paper, 4 popper, Total 5 targets	Min rounds	6
Firearm	Handgun	Match-%	6.38%
Procedure	On start signal engage all targets as they become visible within the demarcated area. All shots must be fired from within box		
Starting position	Standing in box		
Firearm ready condition	1, loaded and holstered for handgun		
Start on	Audible signal		
Stop on	Last shot		
Penalties	As per current edition of rules		
Safety angles	L: Wooden box on ground, R: Wall when facing berm to end of wall/road start, V: Top of berm, 20 degrees over horizontal when reloading		
Setup notes			

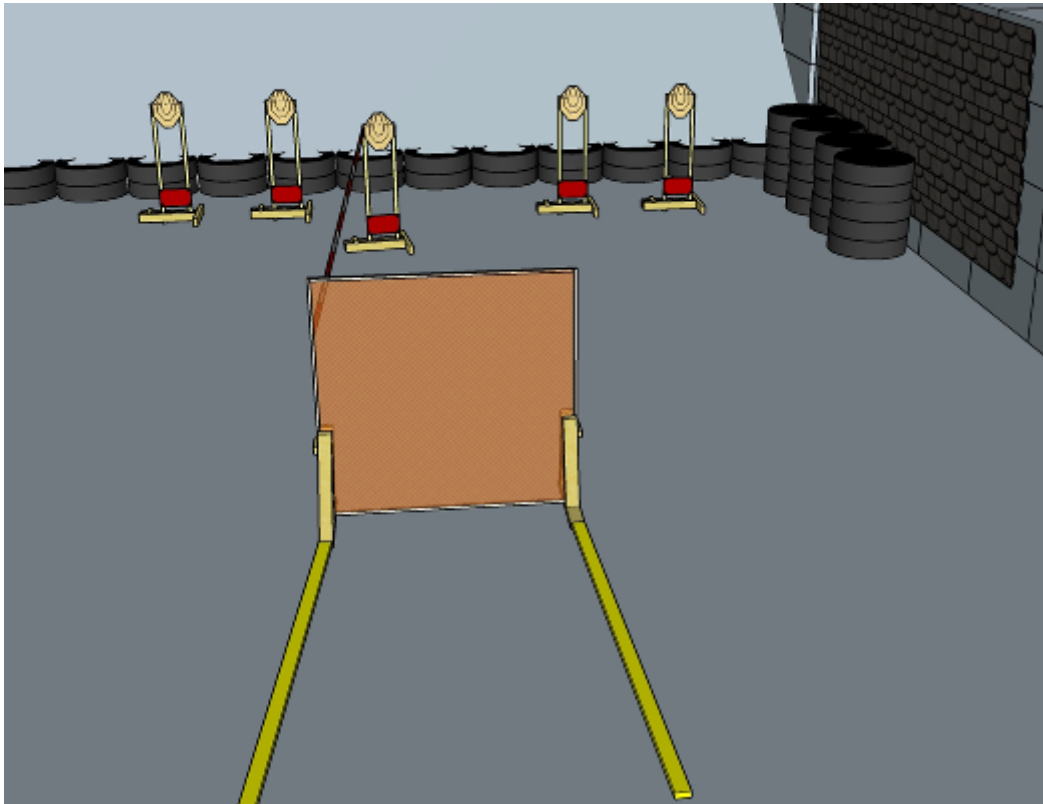
5. Livin la vida Loca



CoF	Comstock - Long	Points	160 p
Targets	16 paper, Total 16 targets	Min rounds	32
Firearm	Handgun	Match-%	34.04%

Procedure	On start signal engage all targets as they become visible within the demarcated area. Red/white tape = walls extending up/down to infinity. Tirethreads/sticks on ground = faultline
Starting position	In center bay, toes touching faultline (demo by RO)
Firearm ready condition	1, loaded and holstered for handgun
Start on	Audible signal
Stop on	Last shot
Penalties	As per current edition of rules
Safety angles	L/R: 90deg when facing berm, vertical: top of berm, but max 20 degrees over horizontal when reloading
Setup notes	

6. Inside outside now



CoF	Comstock - Short	Points	50 p
Targets	5 paper, Total 5 targets	Min rounds	10
Firearm	Handgun	Match-%	10.64%

Procedure	On start signal engage all targets as they become visible within the demarcated area. Red/white tape = walls extending up/down to infinity. Tirethreads/sticks on ground = faultline
Starting position	Anywhere in demarcated area
Firearm ready condition	1, loaded and holstered for handgun
Start on	Audible signal
Stop on	Last shot
Penalties	As per current edition of rules
Safety angles	L/R: 90deg when facing berm, vertical: top of berm, but max 20 degrees over horizontal when reloading
Setup notes	