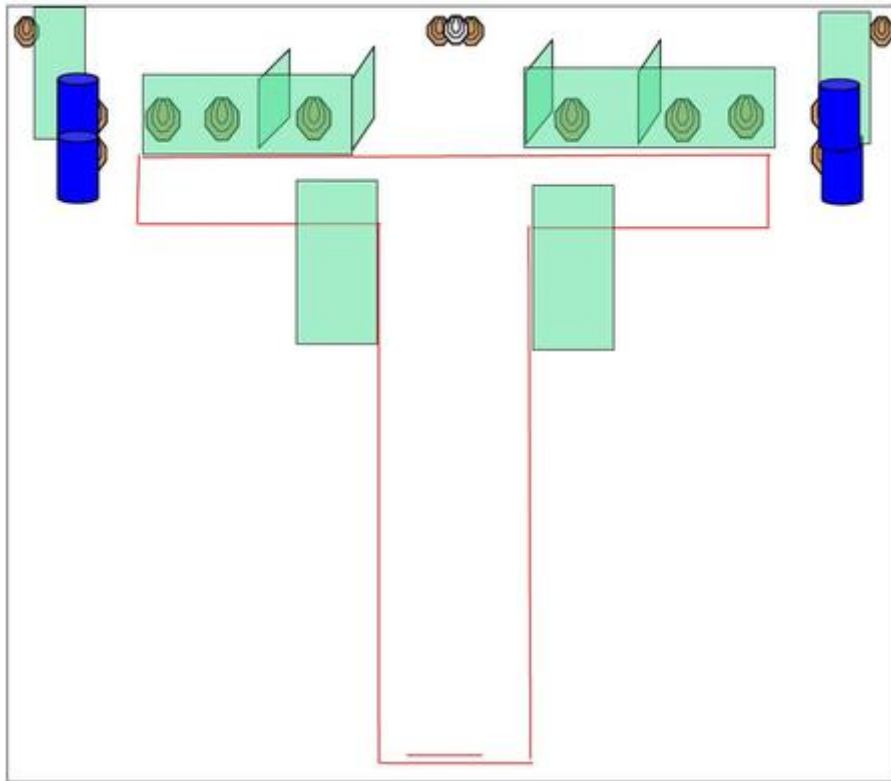


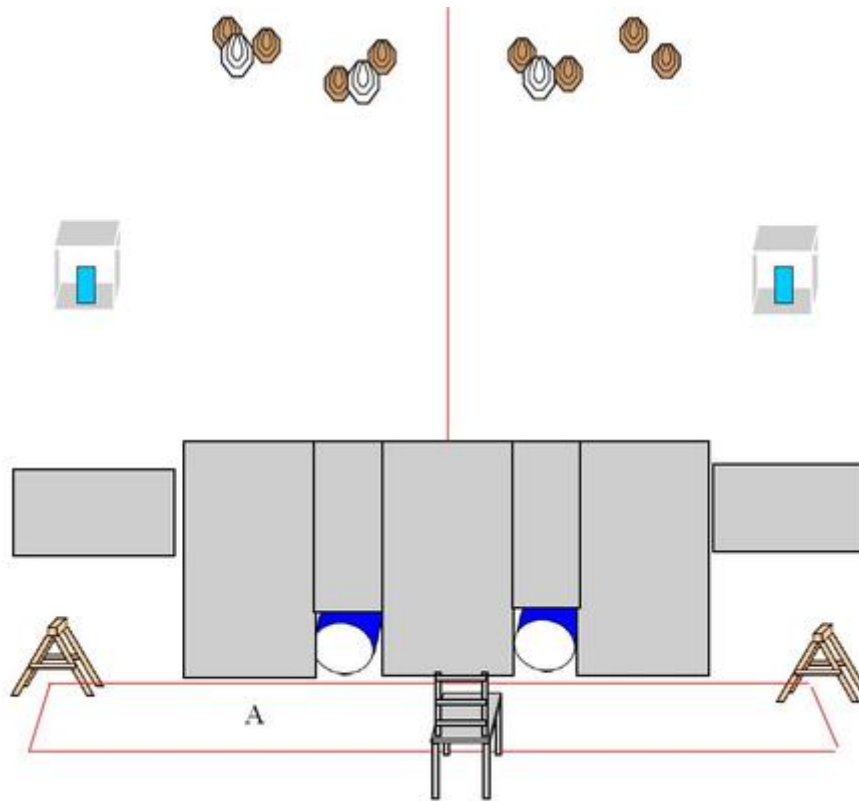
1. Stage 1 - 90° Twist



CoF	Comstock - Long	Points	140 p
Targets	14 paper, 3 no-shoot, Total 14 targets	Min rounds	28
Firearm	Rifle	Match-%	19.44%

Procedure	Engage targets as they appear from within area A.
Starting position	Option 1, heels touching mark.
Firearm ready condition	
Start on	Audible signal
Stop on	Last shot
Penalties	As per current edition of rules
Safety angles	L/R
Setup notes	

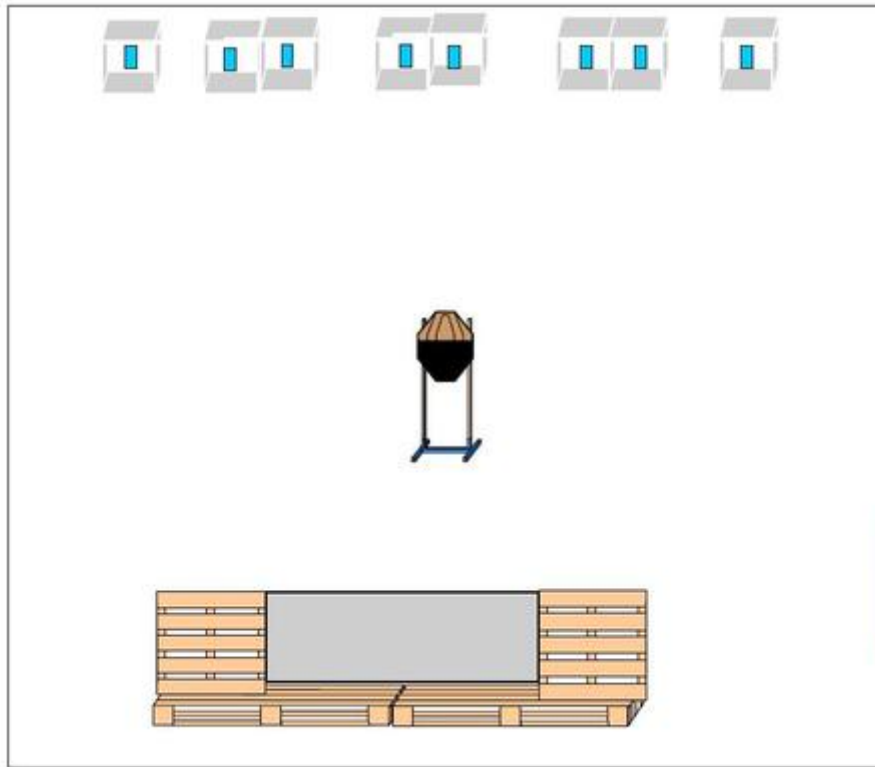
2. Stage 2 - Sit Down Please



CoF	Comstock - Medium	Points	90 p
Targets	8 paper, 2 plates, 3 no-shoot, Total 10 targets	Min rounds	18
Firearm	Rifle	Match-%	12.50%

Procedure	On signal, engage all targets.
Starting position	Seated in chair, both hands touching knees. Gun option 3 in rack. All magazines to use on shooter
Firearm ready condition	
Start on	Audible signal
Stop on	Last shot
Penalties	As per current edition of rules
Safety angles	L/R
Setup notes	

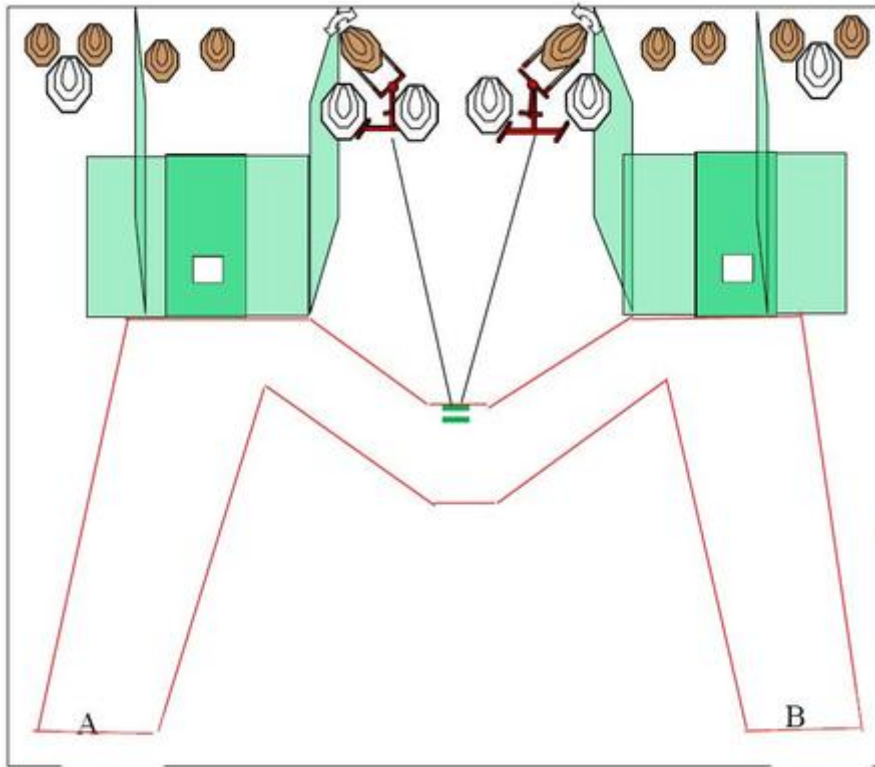
3. Stage 3 – Long Range Steel



CoF	Comstock - Short	Points	100 p
Targets	10 plates, (with 10 10p), Total 10 targets	Min rounds	10
Firearm	Rifle	Match-%	13.89%

Procedure	Engage all targets as they appear from within shooting area. Steel scores 10 p each.
Starting position	Standing relaxed in shooting area, option 2.
Firearm ready condition	
Start on	Audible signal
Stop on	Last shot
Penalties	As per current edition of rules
Safety angles	L/R
Setup notes	

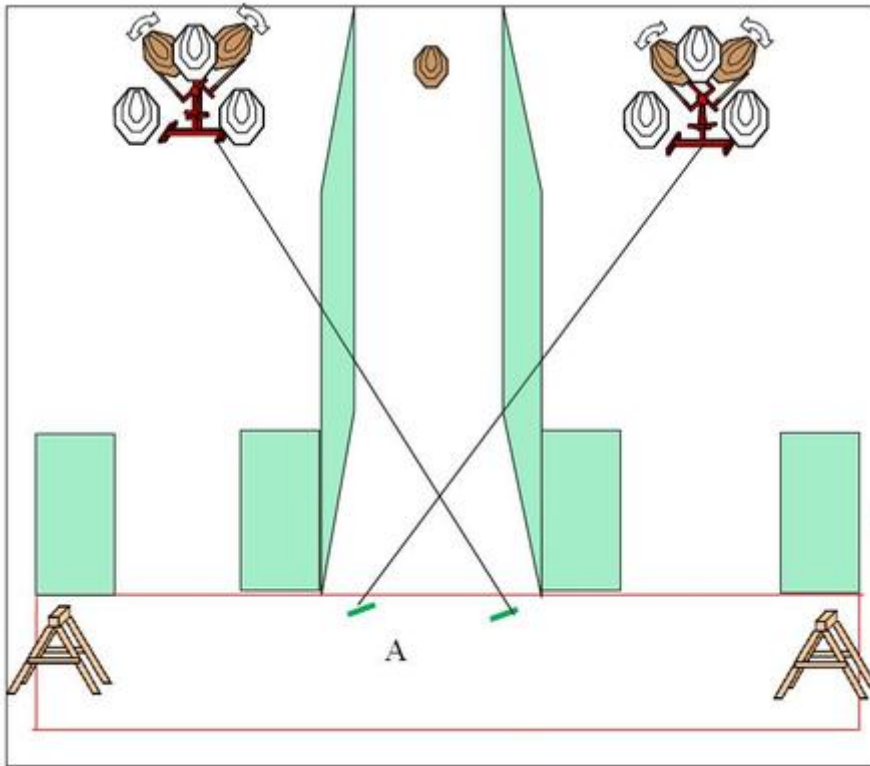
4. Stage 4 - The Big M



CoF	Comstock - Medium	Points	100 p
Targets	10 paper, 6 no-shoot, Total 10 targets	Min rounds	20
Firearm	Rifle	Match-%	13.89%

Procedure	Engage targets as they appear from within shooting area. Mouse trap releases swingers.
Starting position	Standing relaxed at mark A or B, option 1.
Firearm ready condition	
Start on	Audible signal
Stop on	Last shot
Penalties	As per current edition of rules
Safety angles	L/R
Setup notes	

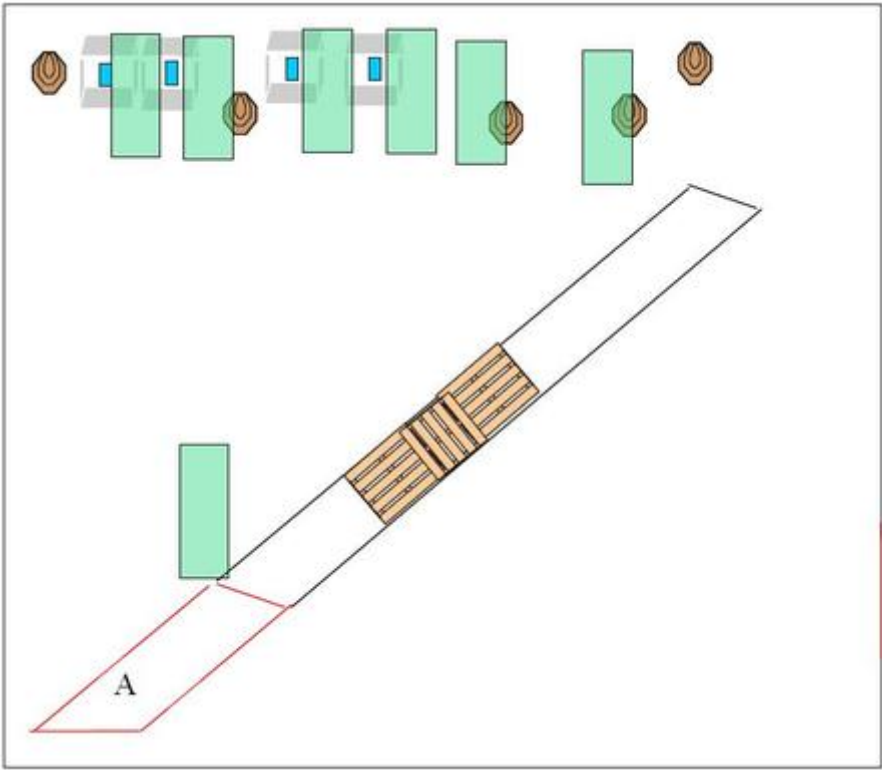
5. Stage 5 - No Strings Attached



CoF	Comstock - Short	Points	50 p
Targets	5 paper, 6 no-shoot, Total 5 targets	Min rounds	10
Firearm	Rifle	Match-%	6.94%

Procedure	Engage targets as they appear from within area A. Each handle releases a swinger
Starting position	Standing relaxed anywhere in area A, Gun in rack, option 3. All magazines to be used, on competitor.
Firearm ready condition	
Start on	Audible signal
Stop on	Last shot
Penalties	As per current edition of rules
Safety angles	L/R
Setup notes	

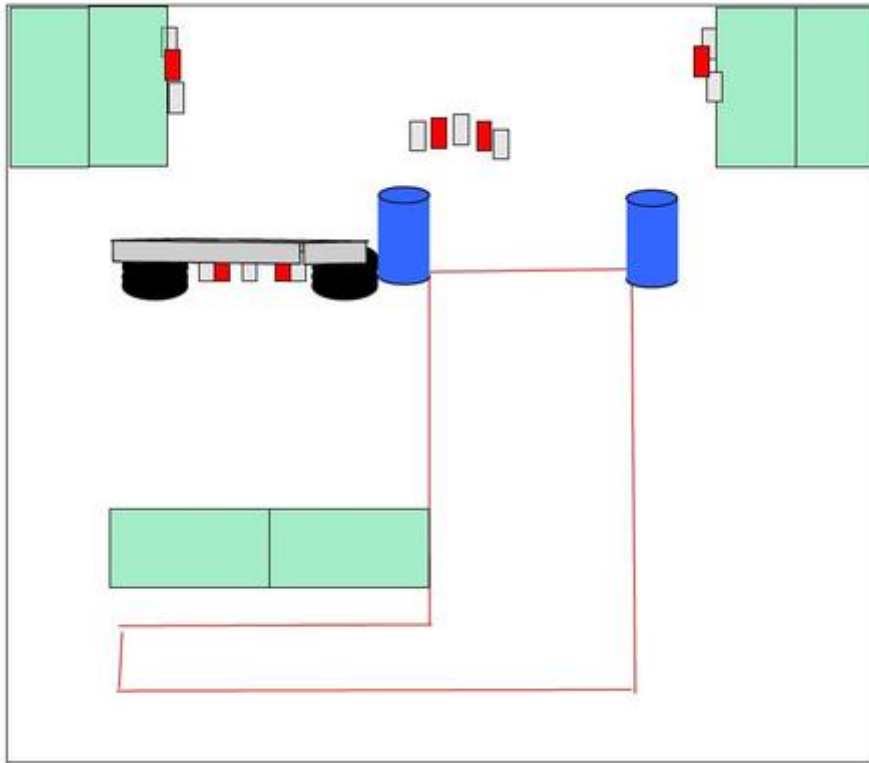
6. Stage 6 - It's on Time



CoF	Comstock - Medium	Points	90 p
Targets	5 paper, 4 plates, (with 4 10p), Total 9 targets	Min rounds	14
Firearm	Rifle	Match-%	12.50%

Procedure	Engage targets as they appear from within area. Plates score 10 p each.
Starting position	Standing relaxed anywhere in area, option 1.
Firearm ready condition	
Start on	Audible signal
Stop on	Last shot
Penalties	As per current edition of rules
Safety angles	L/R
Setup notes	

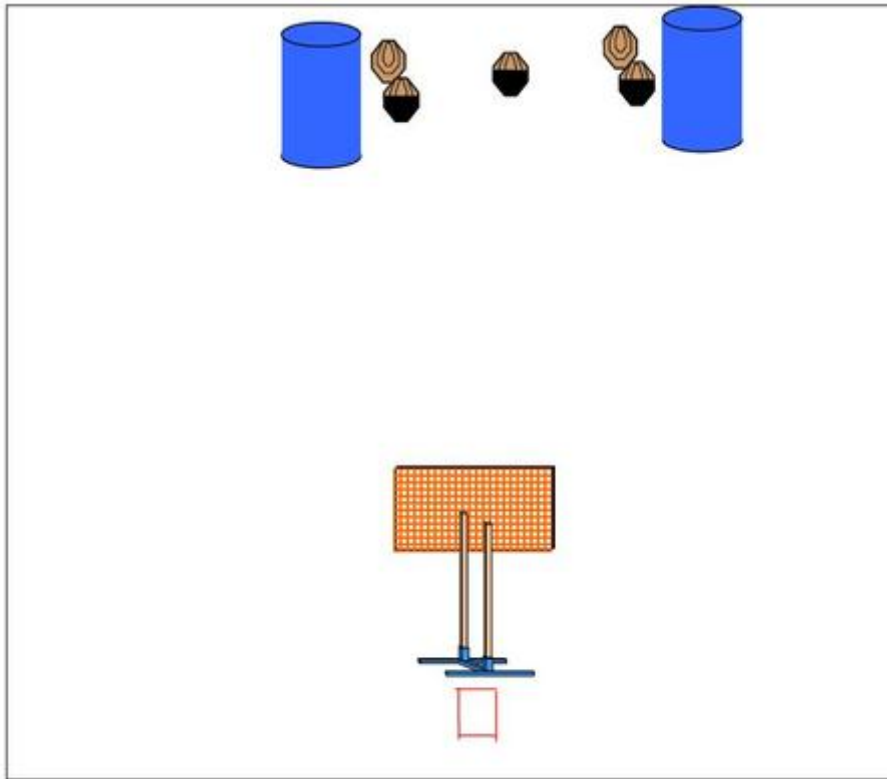
7. Stage 7 - Paper Hole Puncher



CoF	Comstock - Medium	Points	100 p
Targets	10 paper, 6 no-shoot, Total 10 targets	Min rounds	20
Firearm	Rifle	Match-%	13.89%

Procedure	Engage targets as they appear from within area.
Starting position	Standing relaxed anywhere in area, option 2.
Firearm ready condition	
Start on	Audible signal
Stop on	Last shot
Penalties	As per current edition of rules
Safety angles	L/R
Setup notes	

8. Stage 8 - Pole Dance



CoF	Comstock - Short	Points	50 p
Targets	5 paper, Total 5 targets	Min rounds	10
Firearm	Rifle	Match-%	6.94%

Procedure	Engage all targets from within the shooting area.
Starting position	Standing relaxed in area, option 1.
Firearm ready condition	
Start on	Audible signal
Stop on	Last shot
Penalties	As per current edition of rules
Safety angles	L/R
Setup notes	