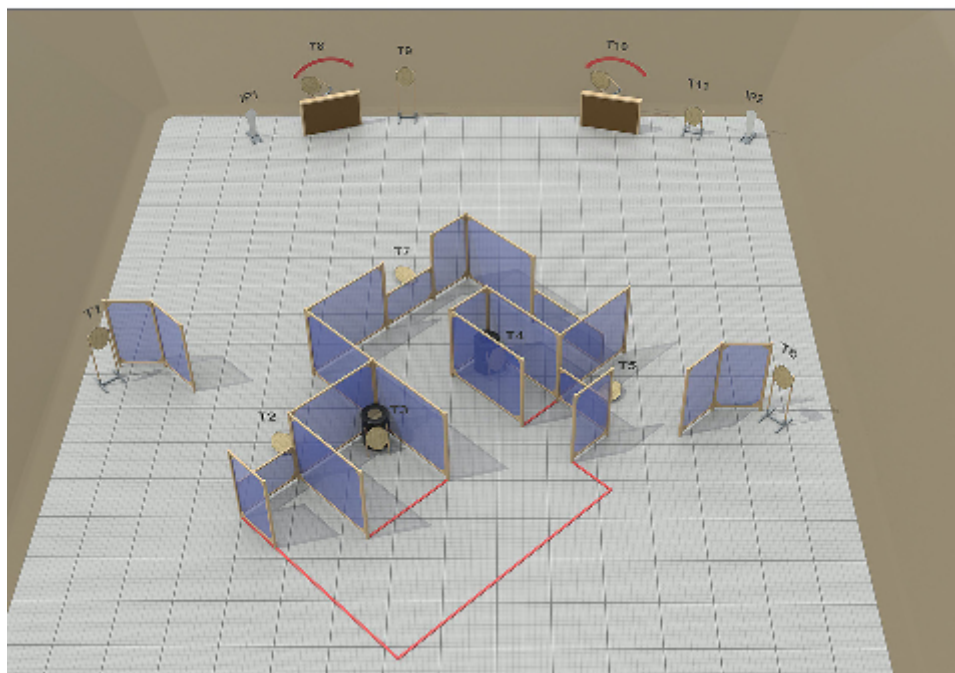


1. Stage 1

Stage 1

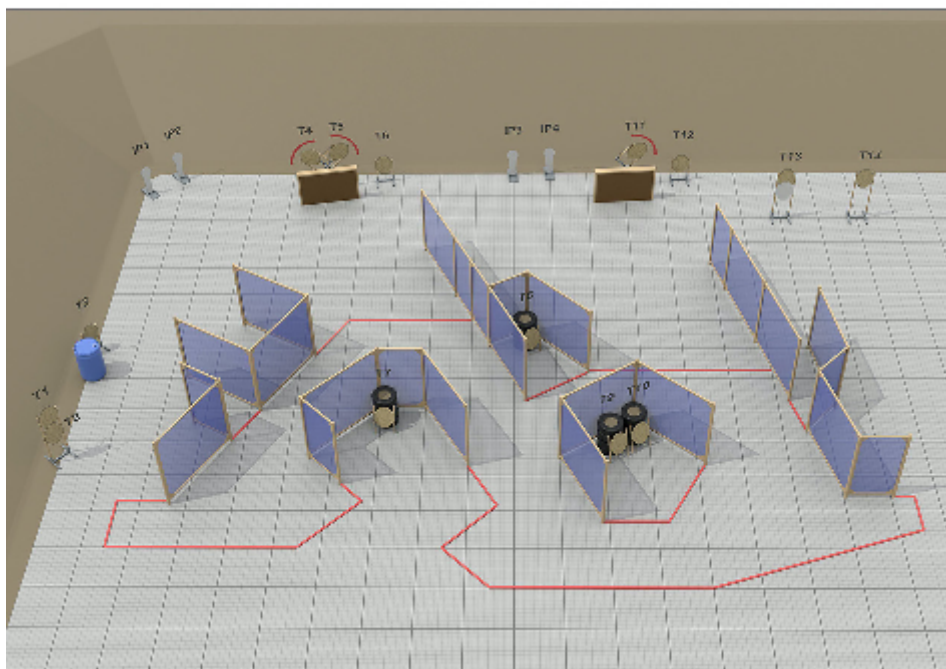


CoF	Comstock - Medium	Points	120 p
Targets	11 paper, 2 popper, Total 13 targets	Min rounds	24
Firearm	Handgun	Match-%	9.45%

Procedure	On signal, engage all targets. IPSC popper IP1 activates swinger T8, IPSC popper IP2 activates swinger T10. All swingers remains visible at rest
Starting position	Standing anywhere inside area
Firearm ready condition	Loaded & holstered
Start on	Audible signal
Stop on	Last shot
Penalties	As per current edition of rules
Safety angles	L/R
Setup notes	

2. Stage 2

Stage 2




CoF	Comstock - Long	Points	160 p
Targets	14 paper, 4 popper, Total 18 targets	Min rounds	32
Firearm	Handgun	Match-%	12.60%

Procedure	On signal, engage all targets. IPSC popper IP2 activates swinger T4 and T5, IPSC popper IP4 activates swinger T11. All swingers remains visible at rest.
Starting position	Standing anywhere inside area
Firearm ready condition	Loaded & holstered
Start on	Audible signal
Stop on	Last shot
Penalties	As per current edition of rules
Safety angles	L/R
Setup notes	

3. Stage 3

Stage 3

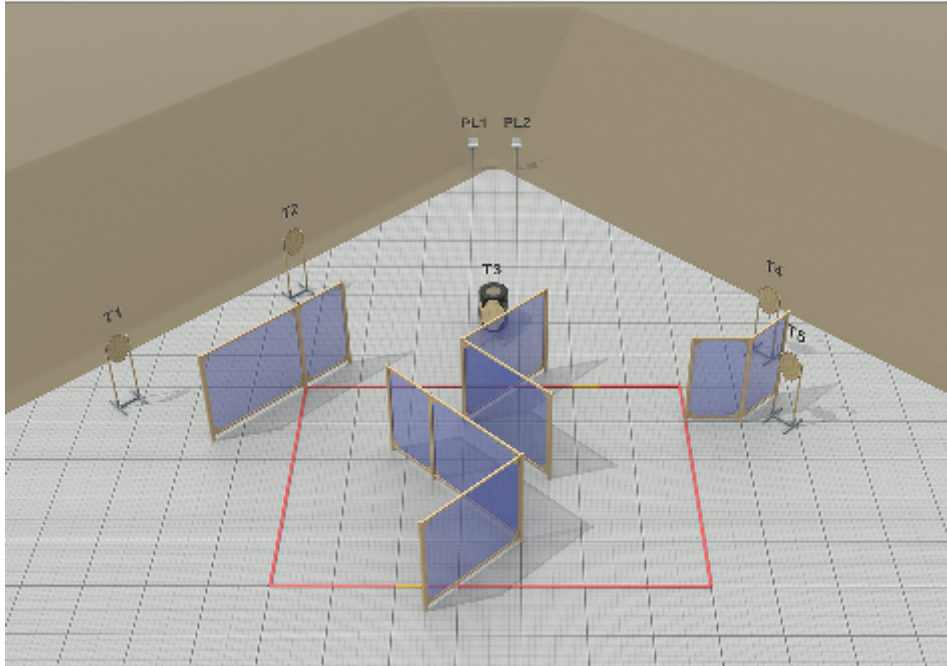


CoF	Comstock - Short	Points	60 p
Targets	5 paper, 2 plates, Total 7 targets	Min rounds	12
Firearm	Handgun	Match-%	4.72%

Procedure	On signal, engage all targets.
Starting position	Standing anywhere inside area
Firearm ready condition	Loaded and holstered
Start on	Audible signal
Stop on	Last shot
Penalties	As per current edition of rules
Safety angles	L/R
Setup notes	

4. Stage 4

Stage 4

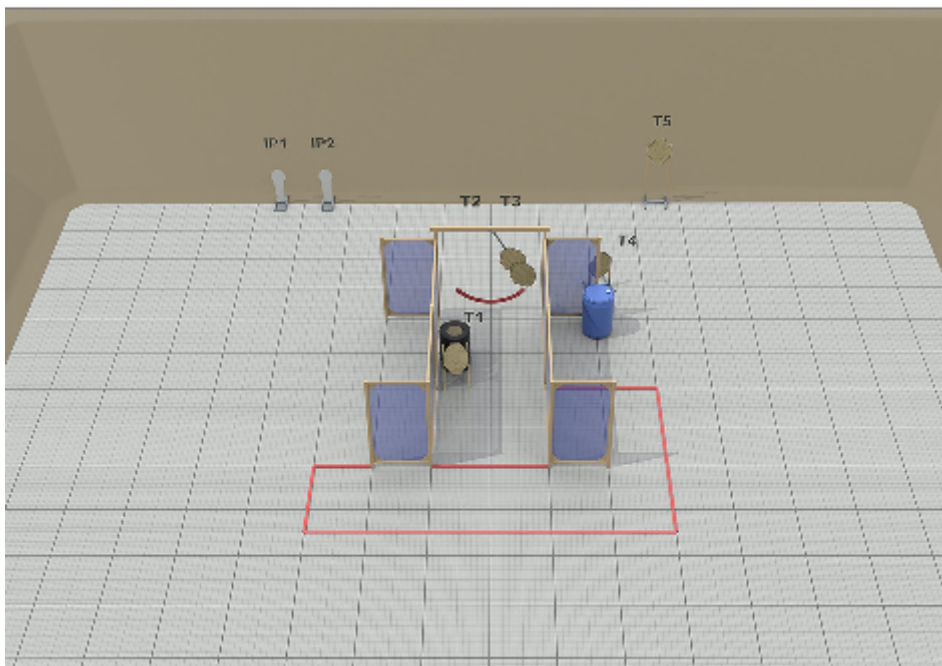


CoF	Comstock - Short	Points	60 p
Targets	5 paper, 2 plates, Total 7 targets	Min rounds	12
Firearm	Handgun	Match-%	4.72%

Procedure	On signal, engage all targets
Starting position	Standing on left or right side yellow mark
Firearm ready condition	Loaded and holstered
Start on	Audible signal
Stop on	Last shot
Penalties	As per current edition of rules
Safety angles	L/R
Setup notes	

6. Stage 6

Stage 6

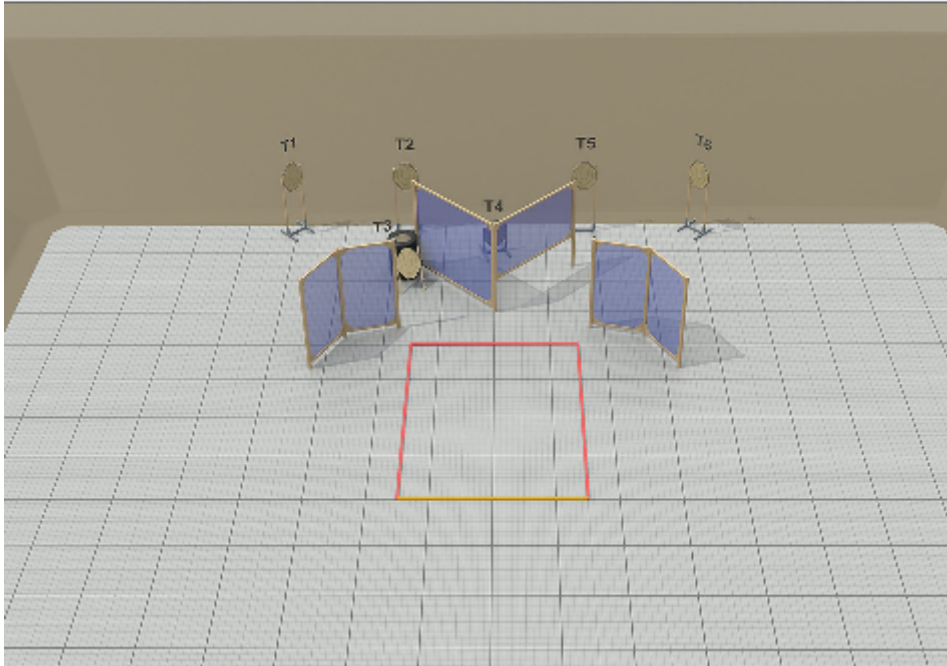


CoF	Comstock - Short	Points	60 p
Targets	5 paper, 2 popper, Total 7 targets	Min rounds	12
Firearm	Handgun	Match-%	4.72%

Procedure	On signal, engage all targets. IPSC popper IP2 activates swinger T2 and T3, which remains visible at rest
Starting position	Standing anywhere inside area.
Firearm ready condition	Loaded and holstered
Start on	Audible signal
Stop on	Last shot
Penalties	As per current edition of rules
Safety angles	L/R
Setup notes	

7. Stage 7

Stage 7

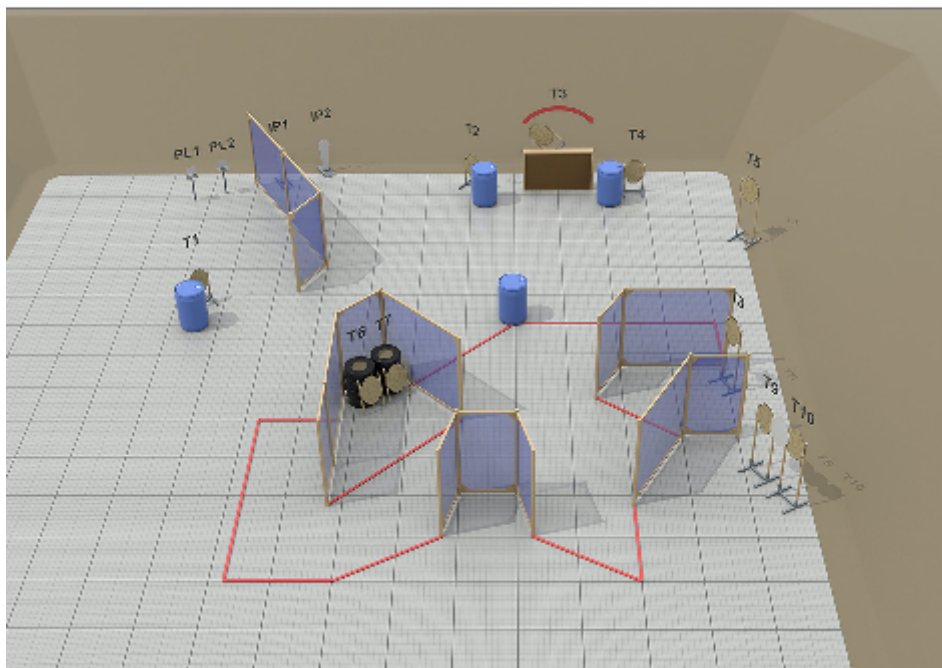


CoF	Comstock - Short	Points	60 p
Targets	6 paper, Total 6 targets	Min rounds	12
Firearm	Handgun	Match-%	4.72%

Procedure	On signal, engage all targets
Starting position	Standing on yellow mark.
Firearm ready condition	Loaded and holstered
Start on	Audible signal
Stop on	Last shot
Penalties	As per current edition of rules
Safety angles	L/R
Setup notes	

9. Stage 9

Stage 9



CoF	Comstock - Medium	Points	120 p
Targets	10 paper, 2 popper, 2 plates, 2 no-shoot, Total 14 targets	Min rounds	24
Firearm	Handgun	Match-%	9.45%

Procedure	On signal, engage all targets. IPSC popper IP2 activates swinger T3, which remains visible at rest.
Starting position	Standing anywhere inside area.
Firearm ready condition	Loaded and holstered
Start on	Audible signal
Stop on	Last shot
Penalties	As per current edition of rules
Safety angles	L/R
Setup notes	

10. Stage 10

Stage 10




CoF	Comstock - Short	Points	60 p
Targets	6 paper, 1 no-shoot, Total 6 targets	Min rounds	12
Firearm	Handgun	Match-%	4.72%

Procedure	On signal, engage all targets.
Starting position	Standing on yellow mark.
Firearm ready condition	Laying flat on table. Muzzle pointing downrange. Magazine inserted, empty chamber.
Start on	Audible signal
Stop on	Last shot
Penalties	As per current edition of rules
Safety angles	L/R
Setup notes	

11. Stage 11

Stage 11

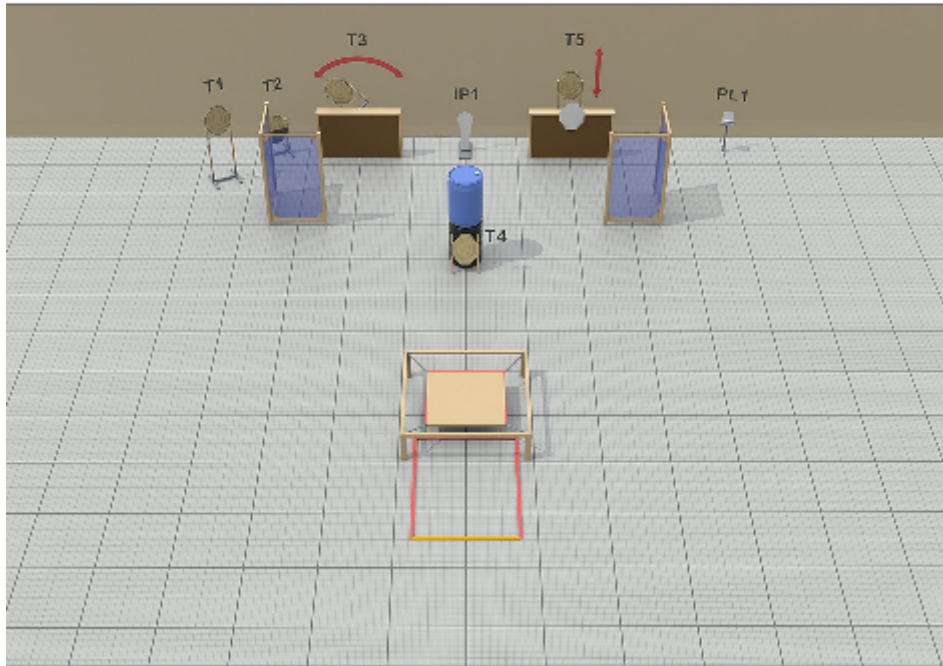


CoF	Comstock - Long	Points	160 p
Targets	14 paper, 1 popper, 3 plates, Total 18 targets	Min rounds	32
Firearm	Handgun	Match-%	12.60%

Procedure	On signal, engage all targets. Pressure plate PP1 activates swinger T3, IPSC popper IP1 activates swinger T6. All swingers remains visible at rest.
Starting position	Standing anywhere inside area.
Firearm ready condition	Loaded and holstered
Start on	Audible signal
Stop on	Last shot
Penalties	As per current edition of rules
Safety angles	L/R
Setup notes	

12. Stage 12

Stage 12




CoF	Comstock - Short	Points	60 p
Targets	5 paper, 1 popper, 1 plates, Total 7 targets	Min rounds	12
Firearm	Handgun	Match-%	4.72%

Procedure	On signal, engage all targets. IPSC popper IP1 activates swingers T3 and T5. All swingers remains visible at rest
Starting position	Standing on yellow mark.
Firearm ready condition	Loaded and holstered
Start on	Audible signal
Stop on	Last shot
Penalties	As per current edition of rules
Safety angles	L/R
Setup notes	

13. Stage 13

Stage 13




CoF	Comstock - Short	Points	50 p
Targets	3 paper, 1 popper, 3 plates, Total 7 targets	Min rounds	10
Firearm	Handgun	Match-%	3.94%

Procedure	On signal, engage all targets.
Starting position	Sitting in chair. Hands touching knees.
Firearm ready condition	Laying flat on barrel. Muzzle pointing downrange. Magazine inserted, empty chamber.
Start on	Audible signal
Stop on	Last shot
Penalties	As per current edition of rules
Safety angles	L/R
Setup notes	

14. Stage 14

Stage 14



CoF	Comstock - Short	Points	60 p
Targets	6 paper, 1 no-shoot, Total 6 targets	Min rounds	12
Firearm	Handgun	Match-%	4.72%

Procedure	On signal, engage all targets. Pressure plate PP1 activates swinger T4, which remains visible at rest.
Starting position	Standing on yellow mark.
Firearm ready condition	Loaded and holstered
Start on	Audible signal
Stop on	Last shot
Penalties	As per current edition of rules
Safety angles	L/R
Setup notes	