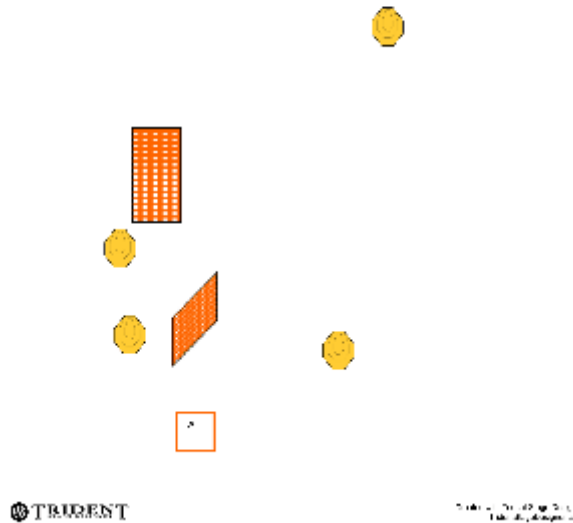


1. STAGE 1 FLATVAL

STAGE 1 flatval	
RULES CODE:	Created By: Scott C. Miller
START POSITION:	
PROCEDURE:	
REMARKS:	
DATE:	
REVISION:	
SCORING:	
PENALTIES:	
NOTES:	

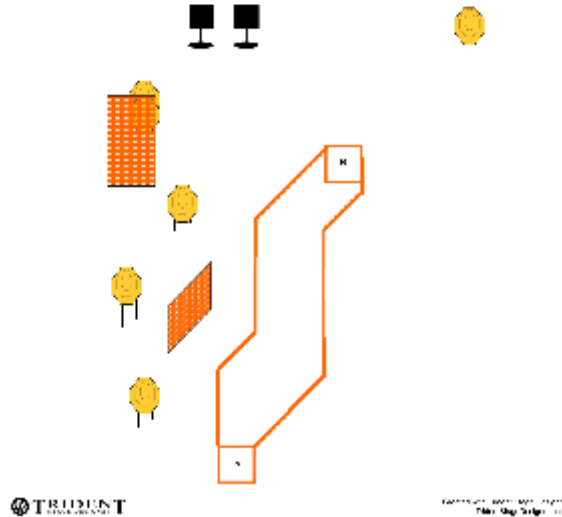


CoF	Comstock - Short	Points	40 p
Targets	4 paper, Total 4 targets	Min rounds	8
Firearm	Pistol Caliber Carbine	Match-%	9.76%

Procedure	STANDING RELAXED IN BOX A FACING DOWNRANGE PCC HOLD IN BOUTH HANDS AS APPENDIX E1 ALL SHOTS MUST BE FROM WITHIN BOX A
Starting position	BOX A
Firearm ready condition	PCC OPTION 2
Start on	Audible signal
Stop on	Last shot
Penalties	As per current edition of rules
Safety angles	L/R RED STICK'S 90/90
Setup notes	COMSTOCK SHORT

2. STAGE 2 FLATVAL

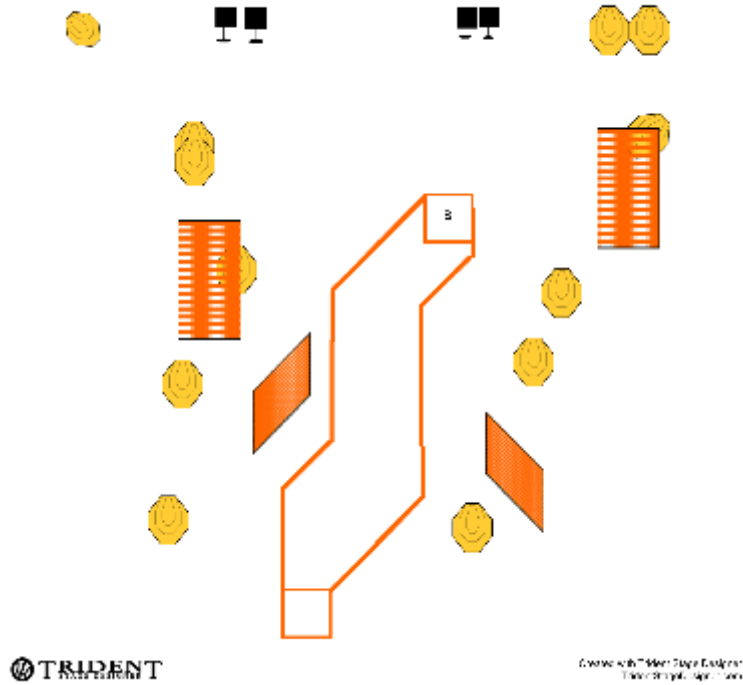
stage 2 flatval	
PLUSE CoF	Comstock - Medium
START POSITION	Anywhere within the demarked area.
PROCEDURE	STANDING RELAXED FACING DOWNRANGE PCC HOLD IN BOUTH HANDS AS APPENDIX E1 ALL SHOTS ON STEEL MUST BE SHOT FROM BOX B
PROCEDURE	START ANYWHERE WITHIN THE DEMARKED AREA.
START ON	Audible signal
STOP ON	Last shot
PENALTIES	As per current edition of rules
SAFETY ANGLES	L/R RED STICK'S 90/90
SETUP NOTES	COMSTOCK MEDIUM



CoF	Comstock - Medium	Points	70 p
Targets	6 paper, 2 plates, Total 8 targets	Min rounds	14
Firearm	Pistol Caliber Carbine	Match-%	17.07%

Procedure	STANDING RELAXED FACING DOWNRANGE PCC HOLD IN BOUTH HANDS AS APPENDIX E1 ALL SHOTS ON STEEL MUST BE SHOT FROM BOX B
Starting position	Start anywhere within the demarked area.
Firearm ready condition	PCC OPTION 1
Start on	Audible signal
Stop on	Last shot
Penalties	As per current edition of rules
Safety angles	L/R RED STICK'S 90/90
Setup notes	COMSTOCK MEDIUM

3. STAGE 3 FLATVAL

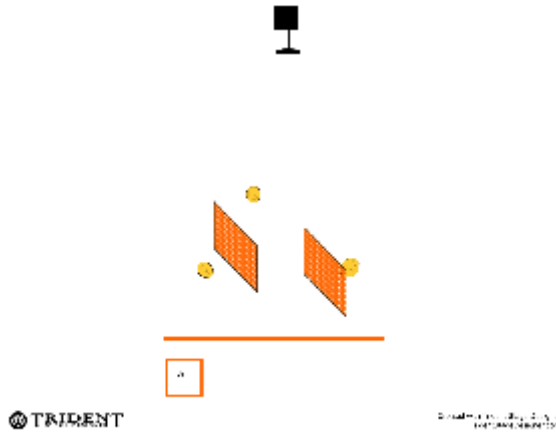


CoF	Comstock - Long	Points	140 p
Targets	12 paper, 4 plates, Total 16 targets	Min rounds	28
Firearm	Pistol Caliber Carbine	Match-%	34.15%

Procedure	STANDING RELAXED I BOX B FACING DOWNRANGE PCC HOLD IN BOUTH HANDS AS APPENDIX E1 ALL SHOTS ON STEEL MUST BE FROM BOX B
Starting position	START IN BOX B
Firearm ready condition	PCC OPTION 1
Start on	Audible signal
Stop on	Last shot
Penalties	As per current edition of rules
Safety angles	L/R RED STICK'S 90/90
Setup notes	COMSTOCK LONG

4. STAGE 4 FLATVAL

STAGE 4 FLATVAL	
STAGE TITLE	Created by: Dave L. M. M. M.
STAGE NUMBER	
STAGE TYPE	
STAGE DATE	
STAGE TIME	
STAGE LOCATION	
STAGE INSTRUCTIONS	
STAGE TARGETS	
STAGE FIREARMS	
STAGE EQUIPMENT	
STAGE NOTES	



CoF	Comstock - Short	Points	35 p
Targets	3 paper, 1 plates, Total 4 targets	Min rounds	7
Firearm	Pistol Caliber Carbine	Match-%	8.54%

Procedure	STANDING RELAXED FACING DOWNRANGE PCC HOLD IN BOUTH HANDS AS APPENDIX E1 ALL SHOTS MUST BE FROM WITHIN THE DESIGNATED AREA.
Starting position	START IN BOX A
Firearm ready condition	PCC OPTION 3
Start on	Audible signal
Stop on	Last shot
Penalties	As per current edition of rules
Safety angles	L/R RED STICK'S 90/90
Setup notes	COMSTOCK SHORT

5. STAGE 5 FLATVAL

STAGE 5 FLATVAL	
STAGE NUMBER	5
STAGE NAME	Comstock - Short
STAGE TYPE	Flat
STAGE LOCATION	Comstock - Short
STAGE DURATION	15:00
STAGE POINTS	45
STAGE ROUNDS	9
STAGE FIREARMS	Pistol Caliber Carbine
STAGE TARGETS	4 paper, 1 plates, 2 no-shoot, Total 5 targets
STAGE NOTES	STAND RELAXED FACING DOWNRANGE PCC HOLD IN BOUTH HANDS AS APPENDIX E1 ALL SHOTS MUST BE FROM WITHINN THE DESIGNATED AREA ALL SHOTS MUST BE FROM BEHIND FAULTLINE 2
STAGE SETUP	COMSTOCK SHORT



FAULTLINE 1



CoF	Comstock - Short	Points	45 p
Targets	4 paper, 1 plates, 2 no-shoot, Total 5 targets	Min rounds	9
Firearm	Pistol Caliber Carbine	Match-%	10.98%

Procedure	STANDING RELAXED FACING DOWNRANGE PCC HOLD IN BOUTH HANDS AS APPENDIX E1 ALL SHOTS MUST BE FROM WITHINN THE DESIGNATED AREA ALL SHOTS MUST BE FROM BEHIND FAULTLINE 2
Starting position	START BEHIND FAULTLINE 1
Firearm ready condition	PCC OPTION 1
Start on	Audible signal
Stop on	Last shot
Penalties	As per current edition of rules
Safety angles	L/R RED STICK'S 90/90
Setup notes	COMSTOCK SHORT

