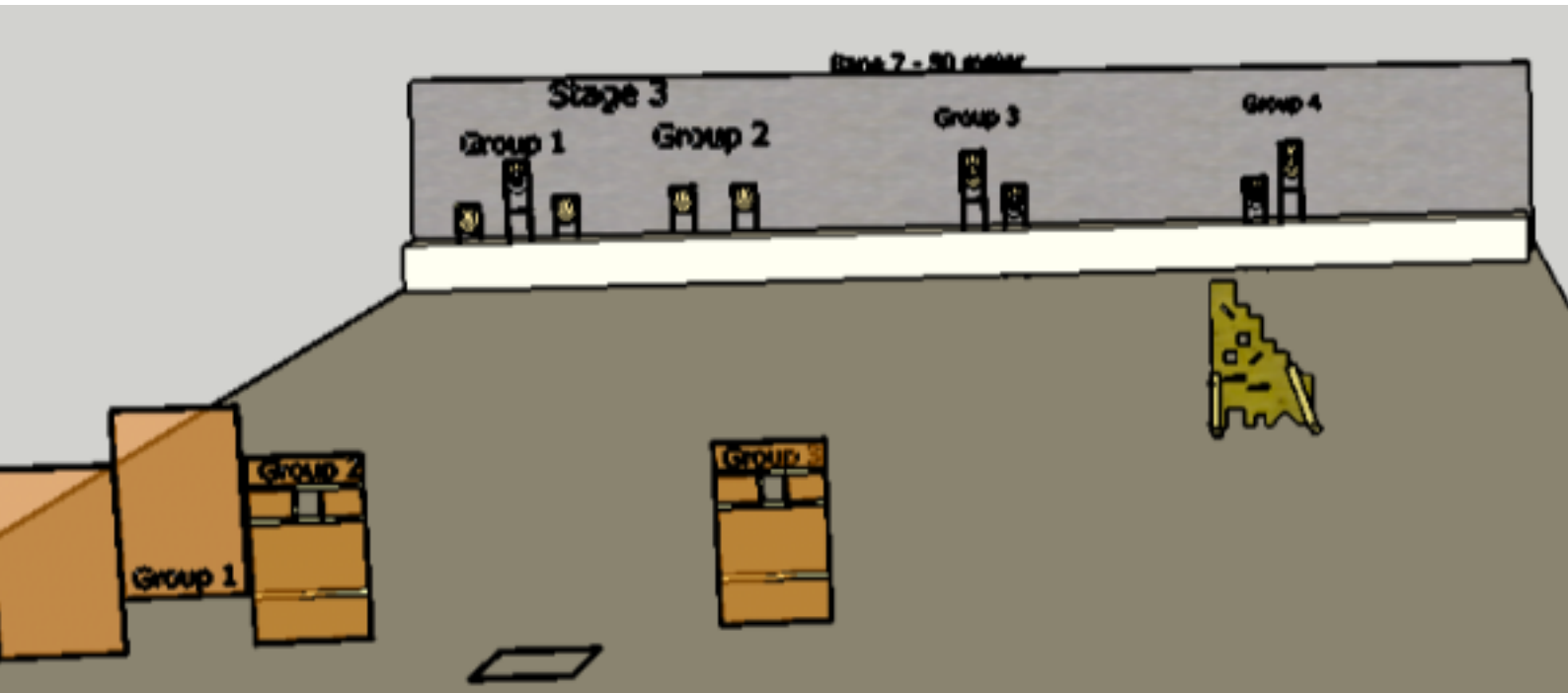


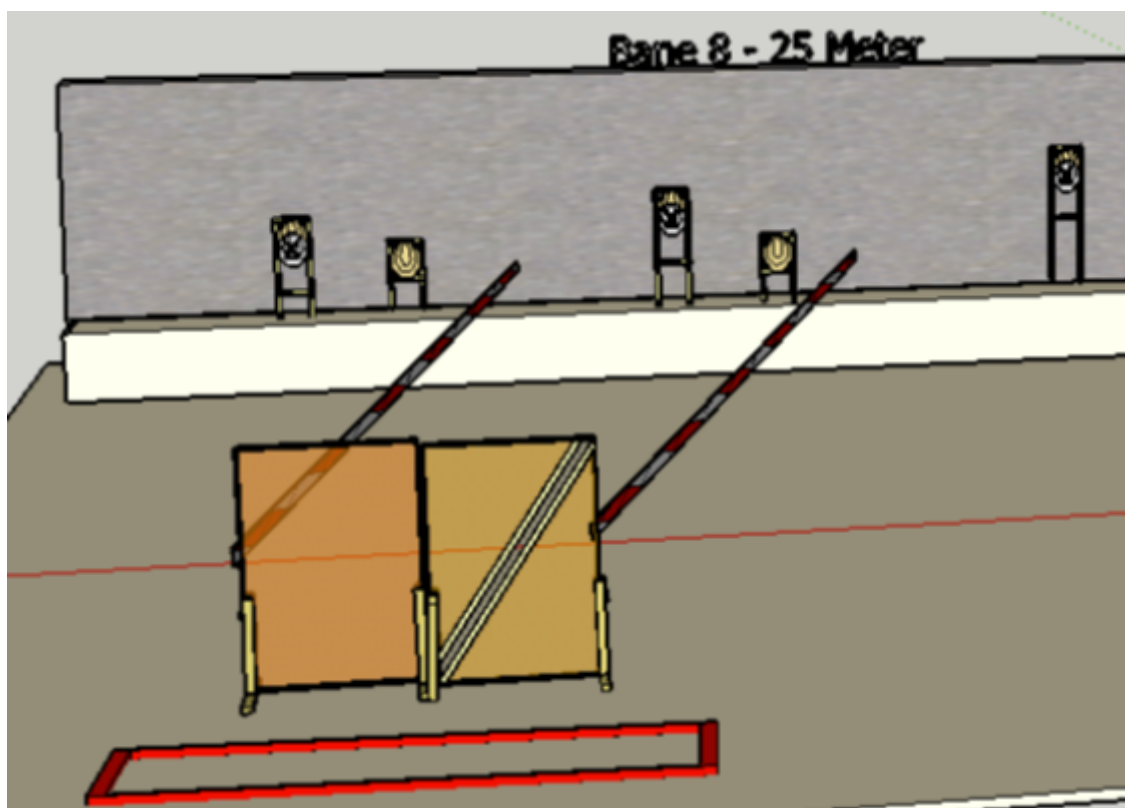
# 1. Move slow



CoF	Comstock - Long	Points	110 p
Targets	11 paper, 3 no-shoot, Total 11 targets	Min rounds	22
Firearm	Rifle	Match-%	44.00%

Procedure	ON start signal engage targets as they become visible. Target group 1-4 from shooting position 1-4.
Starting position	Standing in box facing downrange as demonstrated by RO
Firearm ready condition	Option 1
Start on	Audible signal
Stop on	Last shot
Penalties	As per current edition of rules
Safety angles	L/R Markers on berm, vertical top of berm
Setup notes	

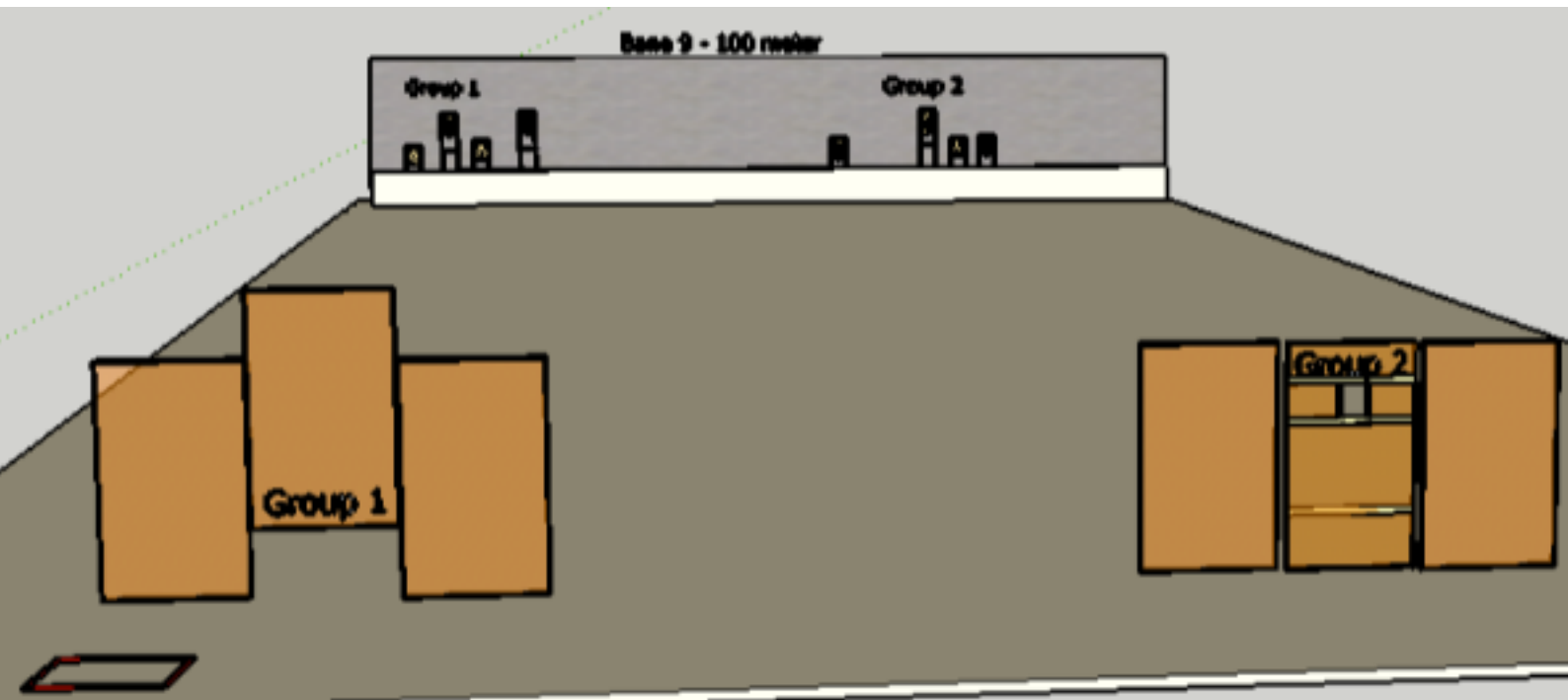
## 2. Use the box



CoF	Comstock - Short	Points	50 p
Targets	5 paper, 3 no-shoot, Total 5 targets	Min rounds	10
Firearm	Rifle	Match-%	20.00%

Procedure	On start signal engage all targets as they become visible within the demarcated area. Red/white tape = walls extending up/down to infinity.
Starting position	Standing in box facing downrange as demonstrated by RO
Firearm ready condition	Rifle option 1 at hip level facing downrange
Start on	Audible signal
Stop on	Last shot
Penalties	As per current edition of rules
Safety angles	L/R Markers on berm, vertical top of berm
Setup notes	

### 3. Aiming needed



CoF	Comstock - Medium	Points	90 p
Targets	9 paper, 4 no-shoot, Total 9 targets	Min rounds	18
Firearm	Rifle	Match-%	36.00%

Procedure	ON start signal engage targets as they become visible. Target group 1-2 from shooting position 1-2.
Starting position	Standing in box facing downrange as demonstrated by RO
Firearm ready condition	Rifle option 1 at hip level facing downrange
Start on	Audible signal
Stop on	Last shot
Penalties	As per current edition of rules
Safety angles	L/R Markers on berm, vertical top of berm
Setup notes	