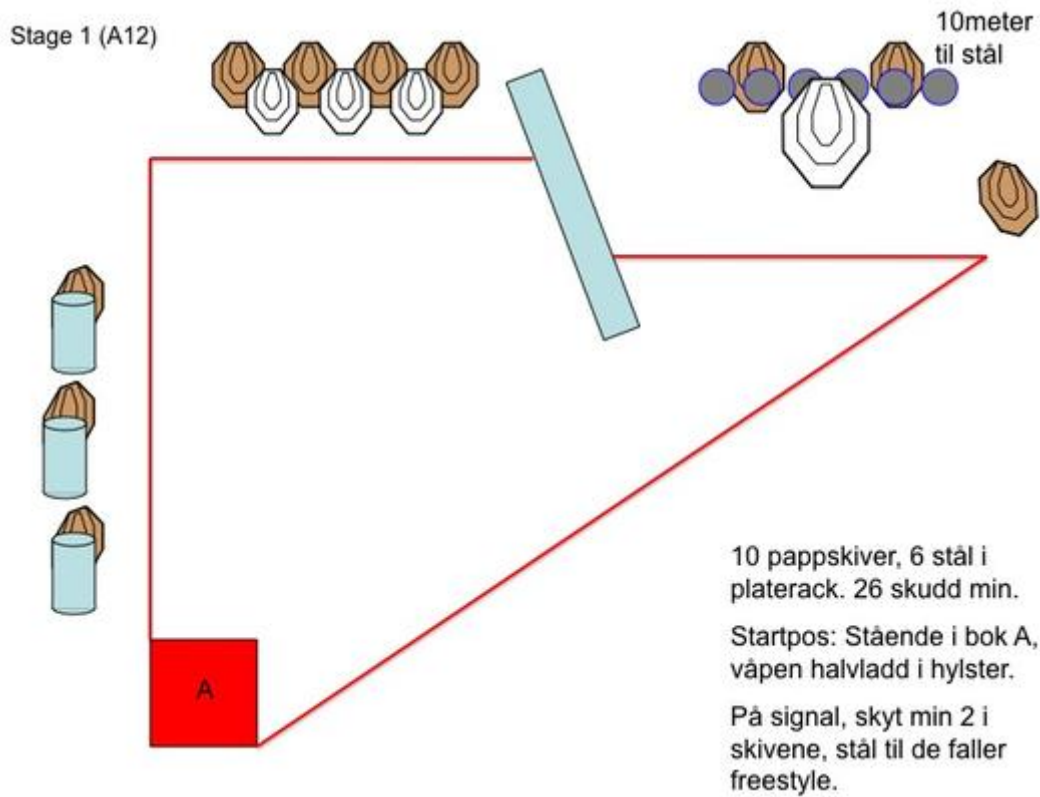


1. Stage1 A12




CoF	Comstock - Long	Points	130 p
Targets	10 paper, 6 plates, 4 no-shoot, Total 16 targets	Min rounds	26
Firearm	Handgun	Match-%	17.33%

Procedure	Start stående i boks A, avslappet. På signal, skyt min 2 i skivene, stål til de faller, freestyle innenfor avmerket område.
Starting position	Gun loaded, empty chamber & holstered
Firearm ready condition	
Start on	Audible signal
Stop on	Last shot
Penalties	As per current edition of rules
Safety angles	L/R 180
Setup notes	min 10 meter til stålene

2. Stage2 A12

Stage 2 (A12)

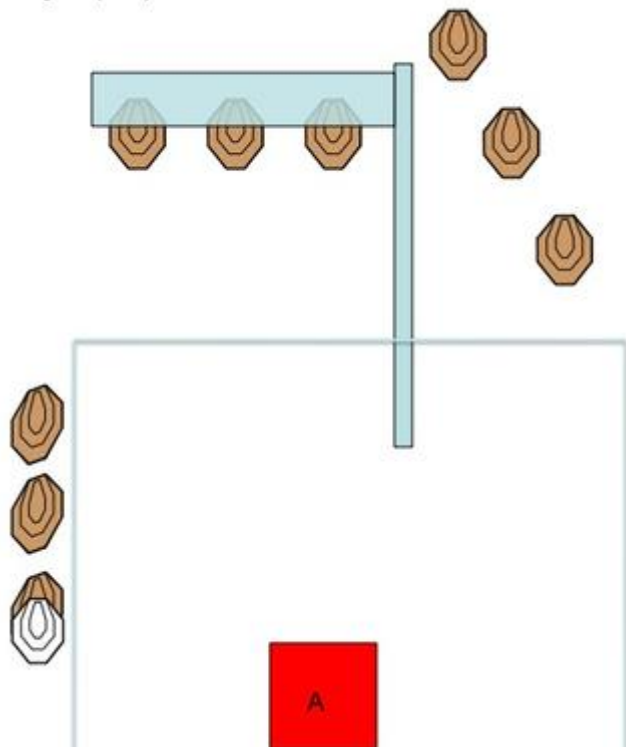


CoF	Comstock - Short	Points	40 p
Targets	1 paper, 6 plates, Total 7 targets	Min rounds	8
Firearm	Handgun	Match-%	5.33%

Procedure	På signal skyt min 2 i skiven, stål til de faller fra boxB. Skyting KUN med STERKHÅND. Feilfunksjoner/magbytter kan utføres med begge hender Dra i tauet for å utløse swinger. Man kan holde i tauet når startsignalet går.
Starting position	Gun loaded & holstered
Firearm ready condition	
Start on	Audible signal
Stop on	Last shot
Penalties	As per current edition of rules
Safety angles	L/R 180
Setup notes	min 10 meter til stålene

3. Stage 3 A17

Stage 3 (A17)



CoF	Comstock - Medium	Points	90 p
Targets	9 paper, 1 no-shoot, Total 9 targets	Min rounds	18
Firearm	Handgun	Match-%	12.00%

Procedure	Start stående, avslappet i boks A. På signal, skyt min 2 i skivene innenfor avmerket område.
Starting position	Gun empty & holstered
Firearm ready condition	
Start on	Audible signal
Stop on	Last shot
Penalties	As per current edition of rules
Safety angles	L/R 180
Setup notes	

4. CLC-19

Stage 4 (A17)

IPSC CLASSIFIER - STAGE: CLC-19

The International Practical Shooting Confederation - P.O. Box 472, Chatham, Ontario, Canada L4J 9E9
Tel: (519) 849-6961 - Fax: (519) 842-4322

Course of Fire Type: Medium Classifier Stage

Stage Procedure:
On start signal, from Area A, shoot only T1 with six rounds. Then, perform a mandatory reload and shoot Area B with six rounds. Then, perform a mandatory reload and shoot only T2 with six rounds, along hand only.

Note: 6 rounds each is for classifier purposes only. This is not applicable for normal course design.

Scoring: Comstock

Targets: 3 Classes

Possible Points: 90

Minimum Rounds: 18

Start Position: Shooting stand or floor being, stand with left side back to the direction.

Start: On audible signal

Stop: Last shot

Penalties: As per current edition IPSC rules

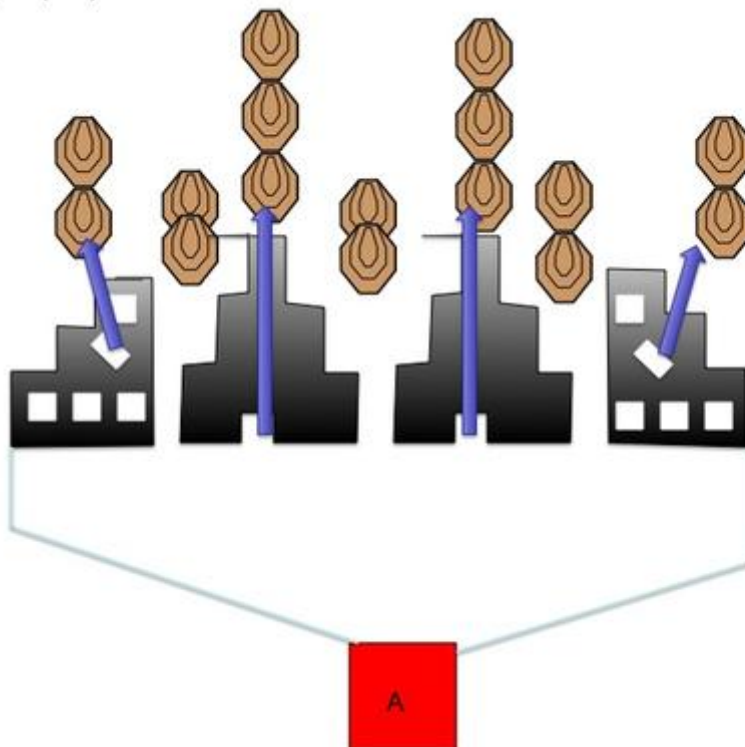
SETUP NOTES: Set paper targets to 1.52m (5 feet) to top of targets. Area A is 0.92m (3') by 0.92m (3').

CoF	Comstock - Medium	Points	90 p
Targets	3 paper, Total 3 targets	Min rounds	18
Firearm	Handgun	Match-%	12.00%

Procedure	
Starting position	
Firearm ready condition	
Start on	
Stop on	
Penalties	
Safety angles	L/R 180
Setup notes	

5. Stage 5 A16

Stage 5 (A16)



CoF	Comstock - Long	Points	160 p
Targets	16 paper, Total 16 targets	Min rounds	32
Firearm	Handgun	Match-%	21.33%

Procedure	Start stående, avslappet i boks A. På signal, skyt min 2 i skivene fra innenfor det markerte området, freestyle
Starting position	Gun loaded & holstered
Firearm ready condition	
Start on	Audible signal
Stop on	Last shot
Penalties	As per current edition of rules
Safety angles	L/R 180
Setup notes	

6. CLC-67

Stage 6 (A15)

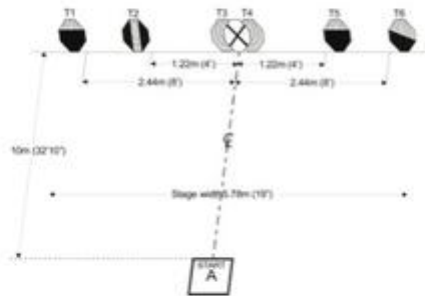
IPSC CLASSIFIER - STAGE: CLC-67
 The International Practical Shooting Confederation - P.O. Box 972 Canby, Oregon, Canada L4J 6Z9
 Tel: (503) 940-6982 Fax: (503) 940-4333

Course of Fire Type: Short Classifier Stage

Stage Procedure:
 On start signal, from Area A, shoot T1-T6 with one round each target, perform a mandatory reload, and from Area A, shoot T1-T6 with one round each target.

Scoring: Comstock
Targets: 6 Class
Possible Points: 60
Minimum Rounds: 12
Start Position: Standing raised in Area A facing targets

Start: On audible signal
Stop: Last shot
Penalties: As per current edition IPSC rules



SETUP NOTES: Set paper targets to 1.52m (5 feet) to the top of targets. Area A is 0.92m (3') by 0.92m (3'). T1 and T2 hard cover is from perforation of A zone outward from top to bottom on both sides of A zone. T5 hard cover cuts through from notch to notch as shown. T6 hard cover runs diagonal from top left notch downward to top bottom notch. T3 and T4 are butted edge to edge, the penalty target is then centered on them. Center of the penalty target is on center line.

CoF	Comstock - Short	Points	60 p
Targets	6 paper, 1 no-shoot, Total 6 targets	Min rounds	12
Firearm	Handgun	Match-%	8.00%

Procedure	
Starting position	
Firearm ready condition	
Start on	
Stop on	
Penalties	
Safety angles	L/R 180
Setup notes	

7. CLC-59

Stage 7 (A15)

IPSC CLASSIFIER - STAGE: CLC-59
 The International Practical Shooting Confederation - IPSC, Box 572 Oakville, Ontario, Canada L6J 6Z9
 Tel: (905) 849-6940 Fax: (905) 840-4322

Course of Fire Type: Short Classifier Stage

Stage Procedure:
 On start signal, from Area A, shoot T1, T2 with one round each in any order, perform a mandatory reload and from Area A, shoot T1, T2 with one round each per target.

Scoring: Comstock
Targets: 6 Class
Possible Points: 62
Minimum Rounds: 12
Start Position: Standing, relaxed in Area A, facing targets.

Start: On audible signal
Stop: Last shot
Penalties: As per current edition IPSC Rules

SETUP NOTES: Set targets T3 and T4 to 0.92m (3 feet) high at top of targets. T1, T2, T5, and T6 are set to 1.52m (5 feet) high at top of target. Set penalty targets so that they go from A zone to A zone. Area A is 3 feet by 3 feet. Penalty target on target T3 and T4 is centered on center line.

CoF	Comstock - Short	Points	60 p
Targets	6 paper, 3 no-shoot, Total 6 targets	Min rounds	12
Firearm	Handgun	Match-%	8.00%

Procedure	
Starting position	
Firearm ready condition	
Start on	
Stop on	
Penalties	
Safety angles	L/R 180
Setup notes	

8. CLC-69

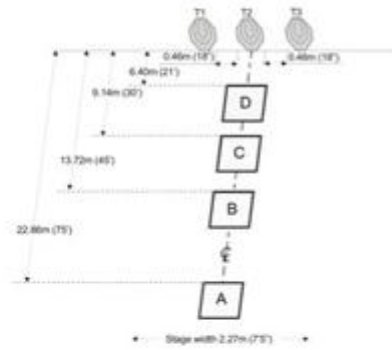
Stage 8 (A14)

IPSC CLASSIFIER - STAGE: CLC-69
 The International Practical Shooting Confederation - P.O. Box 3172 Oshawa, Ontario, Canada L1G 5Z9
 Tel: (905) 349-6960 Fax: (905) 349-4323

Course of Fire Type: Medium Classifier Stage

Stage Procedure:
 On start signal, from Area A, shoot T1-T3 with minimum 2 rounds each. Then make a mandatory reload and from Area B repeat shoot T1-T3 with minimum 2 rounds each. Then make a mandatory reload and from Area C repeat shoot T1-T3 with minimum 2 rounds each. Then make a mandatory reload and from Area D repeat shoot T1-T3 with minimum 2 rounds each. All rounds must be shot from inside the Areas. Both firearms to be inside the Areas when shooting.

Scoring: Comstock
Targets: 3 Classes
Possible Points: 120
Minimum Rounds: 24
Start Position: Standing relaxed in shooting Area A, both arms hanging relaxed at sides.
Start: On audible signal
Stop: Last shot
Penalties: As per current edition IPSC rules



SETUP NOTES: Set paper targets to 1.52m (5 feet) to the top of the targets. All Areas are 0.52m (3') by 0.52m (3').

CoF	Comstock - Medium	Points	120 p
Targets	3 paper, Total 3 targets	Min rounds	24
Firearm	Handgun	Match-%	16.00%

Procedure	
Starting position	
Firearm ready condition	
Start on	
Stop on	
Penalties	
Safety angles	L/R 180
Setup notes	