


1. Stage 1



CoF	Comstock - Short	Points	50 p
Targets	5 paper, Total 5 targets	Min rounds	10
Firearm	Handgun	Match-%	8.93%
Procedure	Stomp Box activates Swinger		
Starting position	Standing, Heels touching mark		
Firearm ready condition			
Start on	Audible signal		
Stop on	Last shot		
Penalties	As per current edition of rules		
Safety angles	L/R		
Setup notes			

2. Stage 2



CoF	Comstock - Medium	Points	120 p
Targets	11 paper, 2 plates, Total 13 targets	Min rounds	24
Firearm	Handgun	Match-%	21.43%

Procedure	
Starting position	Standing, Feet touching mark on Left or Right Side of Area A
Firearm ready condition	
Start on	Audible signal
Stop on	Last shot
Penalties	As per current edition of rules
Safety angles	L/R
Setup notes	

3. Stage 3



CoF	Comstock - Long	Points	160 p
Targets	14 paper, 2 popper, 2 plates, Total 18 targets	Min rounds	32
Firearm	Handgun	Match-%	28.57%


Procedure	Either Popper activates Pop Up target
Starting position	Standing, Toes touching mark on Left Side
Firearm ready condition	
Start on	Audible signal
Stop on	Last shot
Penalties	As per current edition of rules
Safety angles	L/R
Setup notes	

4. Stage 4




CoF	Comstock - Short	Points	60 p
Targets	6 paper, Total 6 targets	Min rounds	12
Firearm	Handgun	Match-%	10.71%
Procedure	Mandatory Reload between Area A & B		
Starting position	Standing		
Firearm ready condition			
Start on	Audible signal		
Stop on	Last shot		
Penalties	As per current edition of rules		
Safety angles	L/R		
Setup notes			

5. Stage 5



CoF	Comstock - Short	Points	60 p
Targets	5 paper, 2 plates, Total 7 targets	Min rounds	12
Firearm	Handgun	Match-%	10.71%
Procedure	Strong Hand Only		
Starting position	Standing		
Firearm ready condition			
Start on	Audible signal		
Stop on	Last shot		
Penalties	As per current edition of rules		
Safety angles	L/R		
Setup notes			

6. Stage 6



CoF	Comstock - Medium	Points	110 p
Targets	10 paper, 2 plates, Total 12 targets	Min rounds	22
Firearm	Handgun	Match-%	19.64%
Procedure			
Starting position	Standing, Toes touching mark, Right Side		
Firearm ready condition			
Start on	Audible signal		
Stop on	Last shot		
Penalties	As per current edition of rules		
Safety angles	L/R		
Setup notes			