






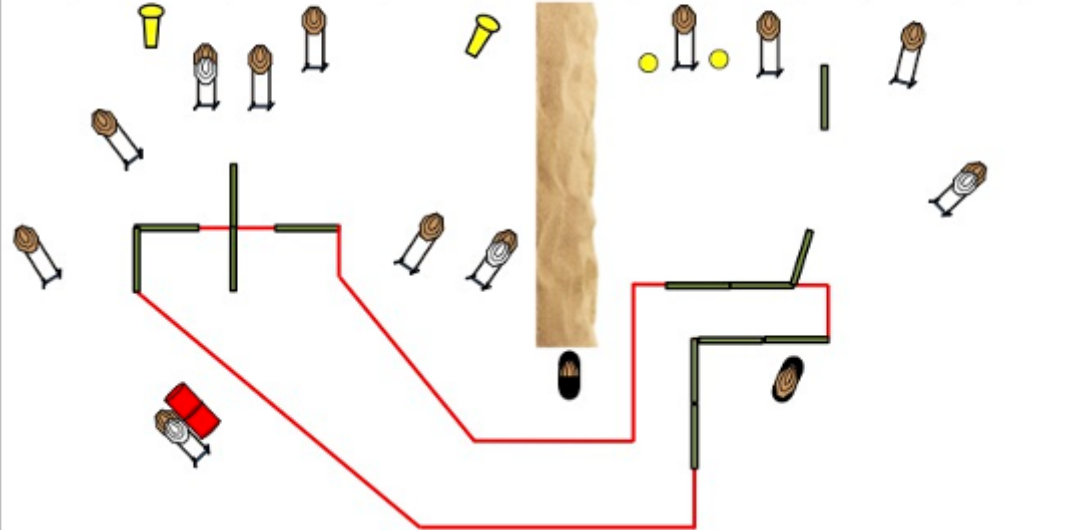









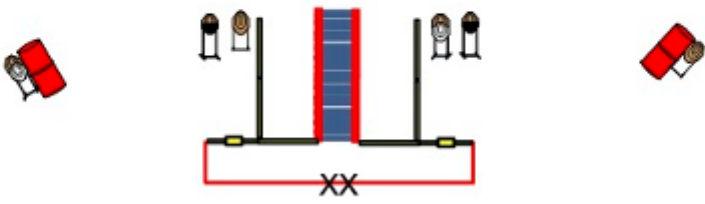
# 1. Ultimate Solar

STAGE NUMBER:	1	RANGE NUMBER:	1,2	<b>GOLDEN CITY</b> <small>SHOOTING CLUB</small>	Sponsored by: <b>ULTIMATE SOLAR</b>								
START POSITION:	<b>PISTOL:</b> Shooter starts anywhere in the demarcated area. <b>RIFLE:</b> Shooter starts anywhere in the demarcated area. Firearm option 1.												
STAGE PROCEDURE:	After the audible start signal engage targets.												
	32		14		0		4		2		0		2
													

CoF	Comstock - Medium	Points	110 p
Targets	10 paper, 2 popper, 1 no-shoot, Total 12 targets	Min rounds	22
Firearm	Handgun	Match-%	18.18%

Procedure	As per briefing
Starting position	As per briefing
Firearm ready condition	
Start on	Audible signal
Stop on	Last shot
Penalties	As per current edition of rules
Safety angles	L/R
Setup notes	








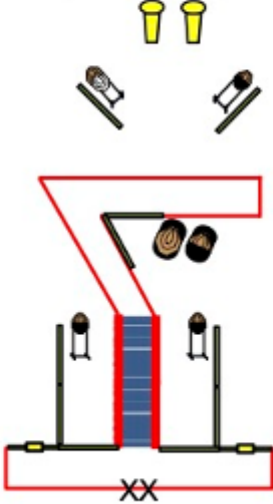
## 2. Spartan Arms

STAGE NUMBER:	2	RANGE NUMBER:	3	<b>GOLDEN CITY</b> <small>SHOOTING CLUB</small>	Sponsored by: <b>ZINIA INTERNET</b>								
START POSITION:	<b>PISTOL:</b> Shooter starts both heels touching the mark as indicated. <b>PCC:</b> Shooter starts both heels touching the mark as indicated. Firearm option 1.												
STAGE PROCEDURE:	After the audible start signal engage targets.												
	12		6		0		2		0		0		0
													

<b>CoF</b>	Comstock - Short	<b>Points</b>	55 p
<b>Targets</b>	5 paper, 1 popper, 2 plates, Total 8 targets	<b>Min rounds</b>	11
<b>Firearm</b>	Handgun	<b>Match-%</b>	9.09%

<b>Procedure</b>	After the audible signal, engage all the targets.
<b>Starting position</b>	As per briefing
<b>Firearm ready condition</b>	As per briefing
<b>Start on</b>	Audible signal
<b>Stop on</b>	Last shot
<b>Penalties</b>	As per current edition of rules
<b>Safety angles</b>	L/R
<b>Setup notes</b>	








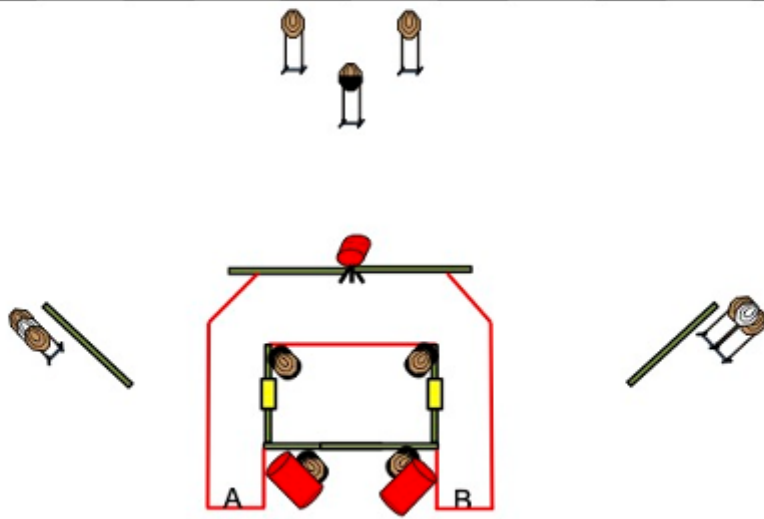
### 3. Zinnia Internet

STAGE NUMBER:	3	RANGE NUMBER:	3	<b>GOLDEN CITY</b> <small>SHOOTING CLUB</small>	Sponsored by: <b>SPARTAN ARMS</b>								
START POSITION:	<b>PISTOL:</b> Shooter starts both heels touching the mark as indicated. <b>PCC:</b> Shooter starts both heels touching the mark as indicated. Firearm option 1.												
STAGE PROCEDURE:	After the audible start signal engage targets.												
	14		6		0		1		2		0		0
													

CoF	Comstock - Long	Points	155 p
Targets	13 paper, 5 popper, 2 no-shoot, Total 18 targets	Min rounds	31
Firearm	Handgun	Match-%	25.62%

Procedure	After the audible signal, engage the targets.
Starting position	Shooter starts anywhere in the demarcated area.
Firearm ready condition	
Start on	Audible signal
Stop on	Last shot
Penalties	As per current edition of rules
Safety angles	L/R
Setup notes	

## 4. Golden City

STAGE NUMBER:	4	RANGE NUMBER:	4	<b>GOLDEN CITY</b> Sponsored by: Golden City									
START POSITION:	<b>PISTOL:</b> Shooter starts heels touching A or B. Magazine inserted, chamber empty <b>PCC:</b> Shooter starts heels touching A or B. Firearm option 2.												
STAGE PROCEDURE:	After the audible start signal engage targets.												
	22		11		0		2		0		0		0
													

<b>CoF</b>	Comstock - Medium	<b>Points</b>	110 p
<b>Targets</b>	10 paper, 2 popper, 2 no-shoot, Total 12 targets	<b>Min rounds</b>	22
<b>Firearm</b>	Handgun	<b>Match-%</b>	18.18%

<b>Procedure</b>	After the audible signal, engage the targets.
<b>Starting position</b>	As per briefing
<b>Firearm ready condition</b>	
<b>Start on</b>	Audible signal
<b>Stop on</b>	Last shot
<b>Penalties</b>	As per current edition of rules
<b>Safety angles</b>	L/R
<b>Setup notes</b>	

# 5. AD Tactical

STAGE NUMBER:	5	RANGE NUMBER:	5	<b>GOLDEN CITY</b>	Sponsored by: <b>AD TACTICAL</b>								
START POSITION:	<b>PISTOL:</b> Shooter starts both hands touching the mark as indicated.						<b>RCC:</b> Shooter starts barrel touching the mark as indicated. Firearm option 1.						
STAGE PROCEDURE:	After the audible start signal engage targets.												
	18		6		0		2		3		0		3

CoF	Comstock - Medium	Points	115 p
Targets	10 paper, 3 popper, Total 13 targets	Min rounds	23
Firearm	Handgun	Match-%	19.01%

Procedure	After the audible signature, engage the targets.
Starting position	Shooter starts anywhere in the designated area.
Firearm ready condition	
Start on	Audible signal
Stop on	Last shot
Penalties	As per current edition of rules
Safety angles	L/R
Setup notes	

# 6. Combination Coatings

STAGE NUMBER:	6	RANGE NUMBER:	6	<b>GOLDEN CITY</b> <small>www.thirdcove.com</small>	Sponsored by: <b>COMBINATION COATINGS</b>								
START POSITION:	<b>PISTOL:</b> Shooter starts anywhere in the designated area. <b>PCC:</b> Shooter starts anywhere in the designated area. Firearm option 1.												
STAGE PROCEDURE:	After the audible start signal engage targets.												
	9		2		0		0		5		0		0

CoF	Comstock - Short	Points	60 p
Targets	4 paper, 4 popper, 2 no-shoot, Total 8 targets	Min rounds	12
Firearm	Handgun	Match-%	9.92%

Procedure	After the audible signal, engage all targets.
Starting position	As per briefing
Firearm ready condition	
Start on	Audible signal
Stop on	Last shot
Penalties	As per current edition of rules
Safety angles	L/R
Setup notes	