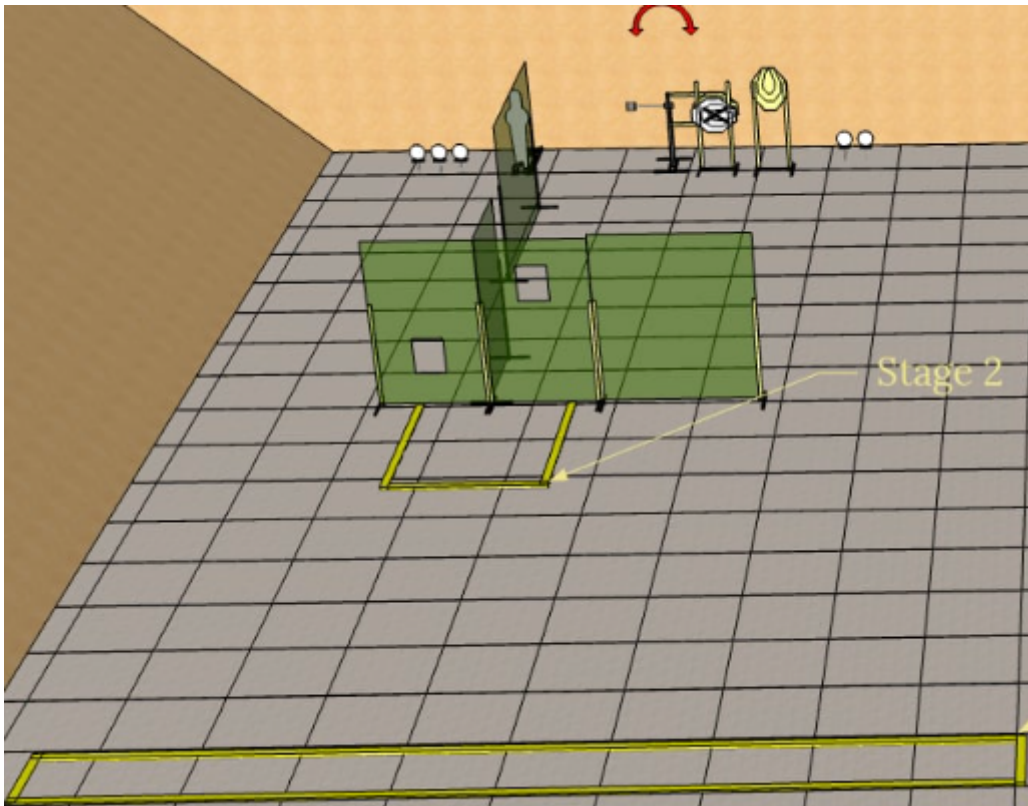


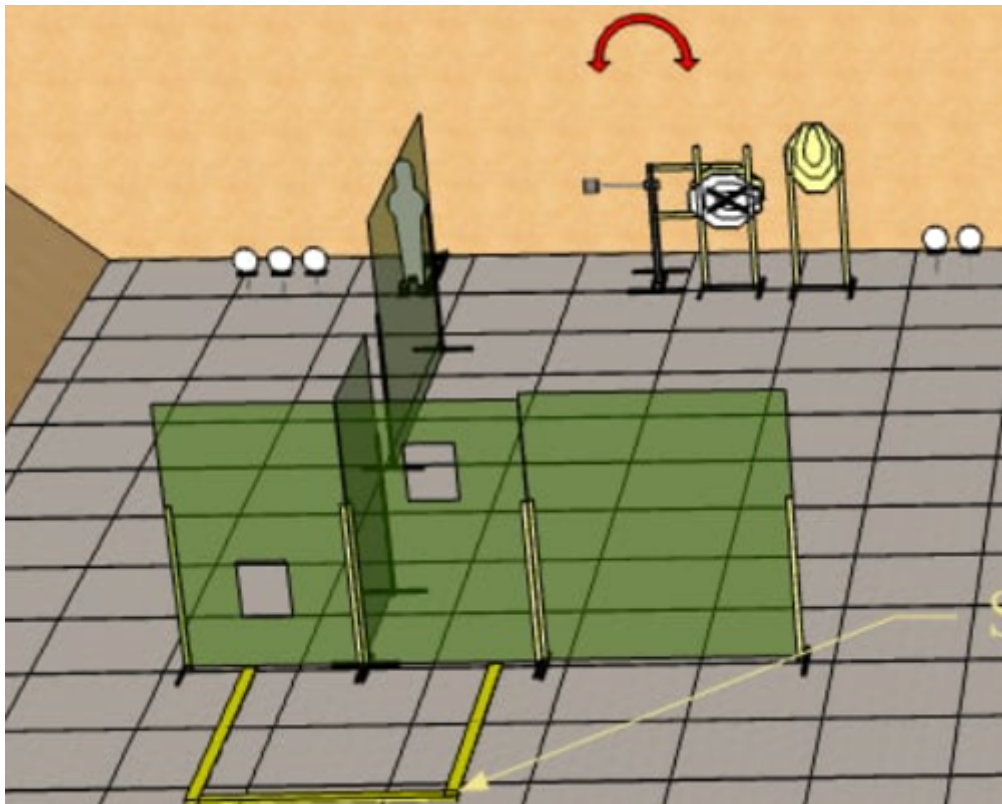
1. Stage 1



CoF	Comstock - Short	Points	50 p
Targets	2 paper, 1 popper, 5 plates, Total 8 targets	Min rounds	10
Firearm	Handgun	Match-%	23.26%

Procedure	Fri start, du ser plåtarna på vänster från vänster sida, och resten från höger. Hålen i väggarna ska inte användas.
Starting position	Standing anywhere inside area
Firearm ready condition	Loaded and holstered
Start on	Audible signal
Stop on	Last shot
Penalties	As per current edition of rules
Safety angles	L/R
Setup notes	

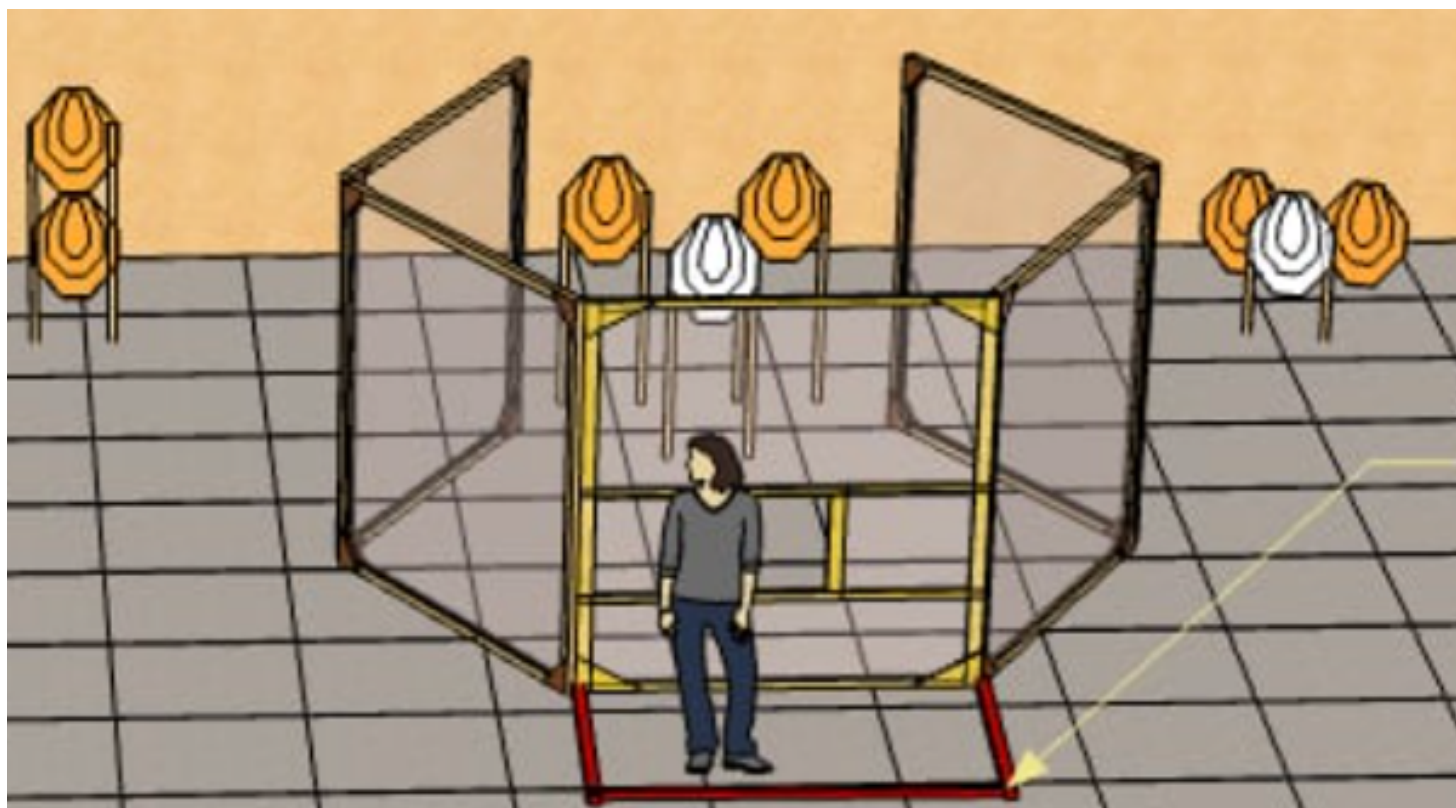
2. Stage 2



CoF	Comstock - Short	Points	50 p
Targets	2 paper, 1 popper, 5 plates, Total 8 targets	Min rounds	10
Firearm	Handgun	Match-%	23.26%

Procedure	Plåtar och popper låga gluggen Swinger, tavla och två plåtar höga. Du ser även dom tre låga plåtarna från höga hålet, men undvik att skjuta dom därifrån.
Starting position	Standing anywhere in the area
Firearm ready condition	Magazine inserted, empty chamber
Start on	Audible signal
Stop on	Last shot
Penalties	As per current edition of rules
Safety angles	L/R
Setup notes	

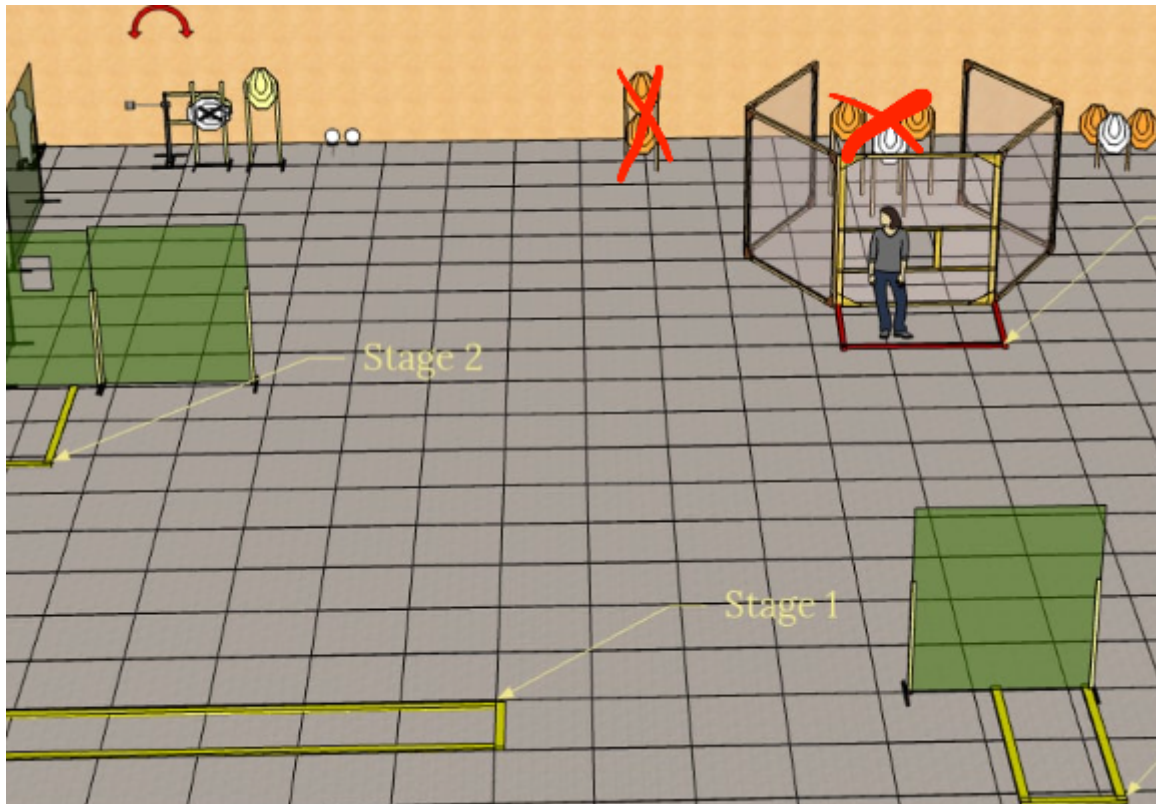
3. Stage 3



CoF	Comstock - Short	Points	60 p
Targets	6 paper, 2 no-shoot, Total 6 targets	Min rounds	12
Firearm	Handgun	Match-%	27.91%

Procedure	You see it you shoot it ■
Starting position	Standing anywhere in the area
Firearm ready condition	Loaded and holstered
Start on	Audible signal
Stop on	Last shot
Penalties	As per current edition of rules
Safety angles	L/R
Setup notes	

4. Stage 4



CoF	Comstock - Short	Points	55 p
Targets	4 paper, 1 popper, 2 plates, 1 no-shoot, Total 7 targets	Min rounds	11
Firearm	Handgun	Match-%	25.58%

Procedure	Popper, swinger, tavla och två plåtar vänster om väggen. två tavlor höger om väggen. Stage 3s vänstra tavelgrupp ska inte synas i från boxen alls.
Starting position	Standing anywhere in the area
Firearm ready condition	Loaded and holstered
Start on	Audible signal
Stop on	Last shot
Penalties	As per current edition of rules
Safety angles	L/R
Setup notes	