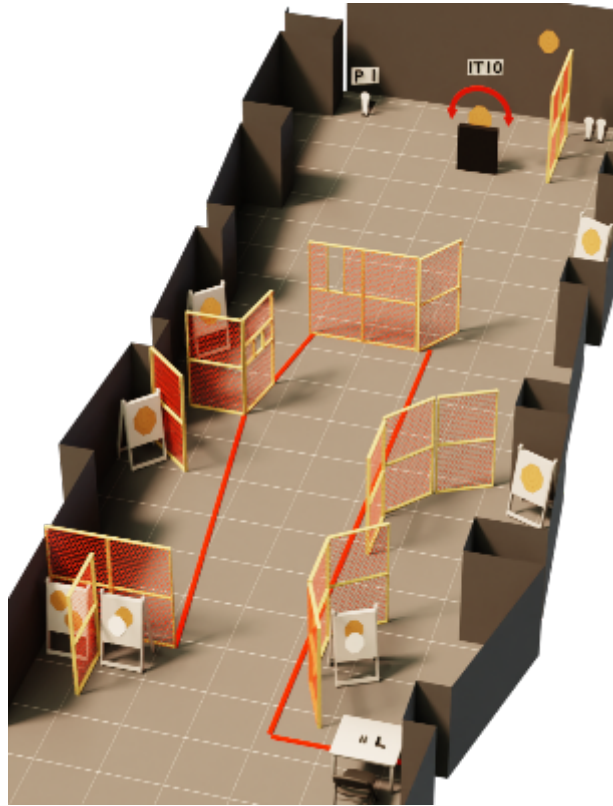


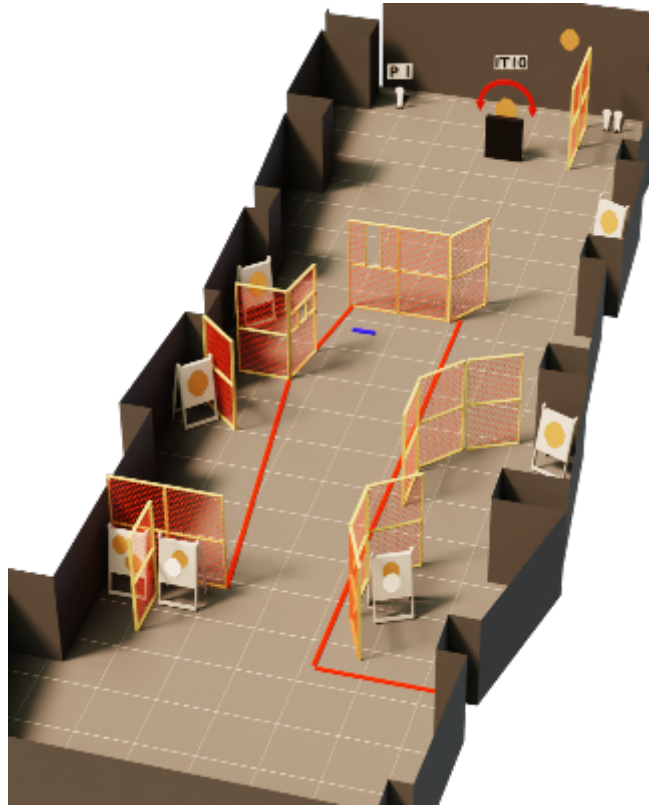
1. Tåsen bane 1 - Medium



CoF	Comstock - Medium	Points	115 p
Targets	10 paper, 3 popper, 2 no-shoot, Total 13 targets	Min rounds	23
Firearm	Handgun	Match-%	11.22%

Procedure	On Signal Engage all Targets. Popper P1 activates moving target IT10. The target will remain visible at rest.
Starting position	Sitting on chair. Firearm and all magazines to be used lying on table
Firearm ready condition	Option 3
Start on	Audible signal
Stop on	Last shot
Penalties	As per current edition of rules
Safety angles	90° left and right
Setup notes	

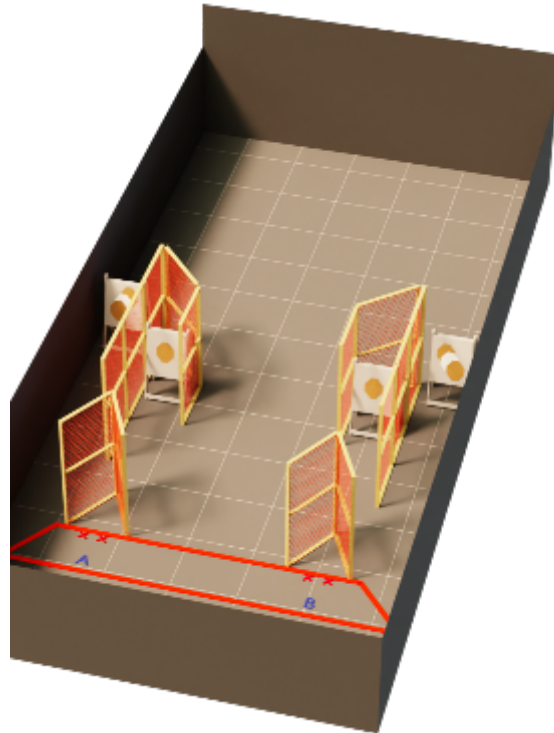
2. Tåsen bane 1 - Short



CoF	Comstock - Short	Points	60 p
Targets	10 paper, 2 popper, 2 no-shoot, Total 12 targets	Min rounds	12
Firearm	Handgun	Match-%	5.85%

Procedure	On Signal Engage all Targets.
Starting position	Heels touching blue mark. The firearm must be held with both hands as demonstrated by RO, in accordance to rule 8.2.2 and Appendix E1.
Firearm ready condition	Option 1
Start on	Audible signal
Stop on	Last shot
Penalties	As per current edition of rules
Safety angles	90° left and right
Setup notes	

3. Tåsen bane 2 - Short



CoF	Comstock - Short	Points	60 p
Targets	6 paper, Total 6 targets	Min rounds	12
Firearm	Handgun	Match-%	5.85%

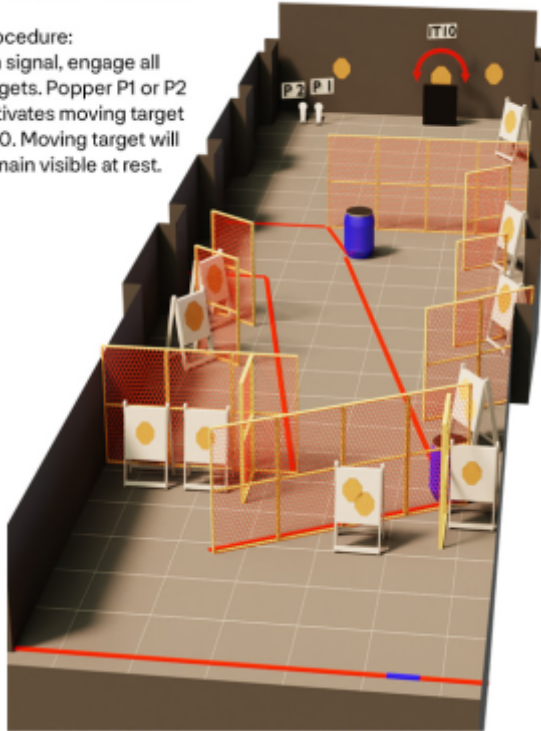
Procedure	On Signal Engage all Targets.
Starting position	Toes touching red mark A or B. The firearm must be held with both hands as demonstrated by RO, in accordance to rule 8.2.2 and Appendix E1.
Firearm ready condition	Option 3
Start on	Audible signal
Stop on	Last shot
Penalties	As per current edition of rules
Safety angles	90° left and right
Setup notes	

5. Tåsen bane 3 - Long



Procedure Correction

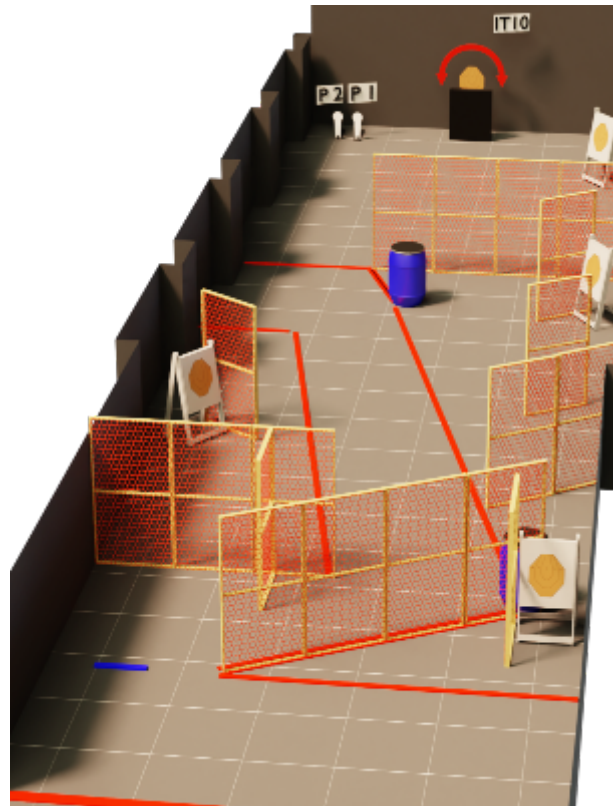
Procedure:
On signal, engage all targets. Popper P1 or P2 activates moving target IT10. Moving target will remain visible at rest.



CoF	Comstock - Long	Points	160 p
Targets	15 paper, 2 popper, Total 17 targets	Min rounds	32
Firearm	Handgun	Match-%	15.61%

Procedure	On signal, engage targets based on position: A=Freestyle, B=Weak hand. Popper P1 or P2 activates moving target IT10. Moving target will remain visible at rest.
Starting position	Heels touching blue mark. The firearm must be held with both hands as demonstrated by RO, in accordance to rule 8.2.2 and Appendix E1.
Firearm ready condition	Option 1
Start on	Audible signal
Stop on	Last shot
Penalties	As per current edition of rules
Safety angles	90° left and right
Setup notes	Startposisjon er blått merke på faultline (bak kulefanger 1 og 2)

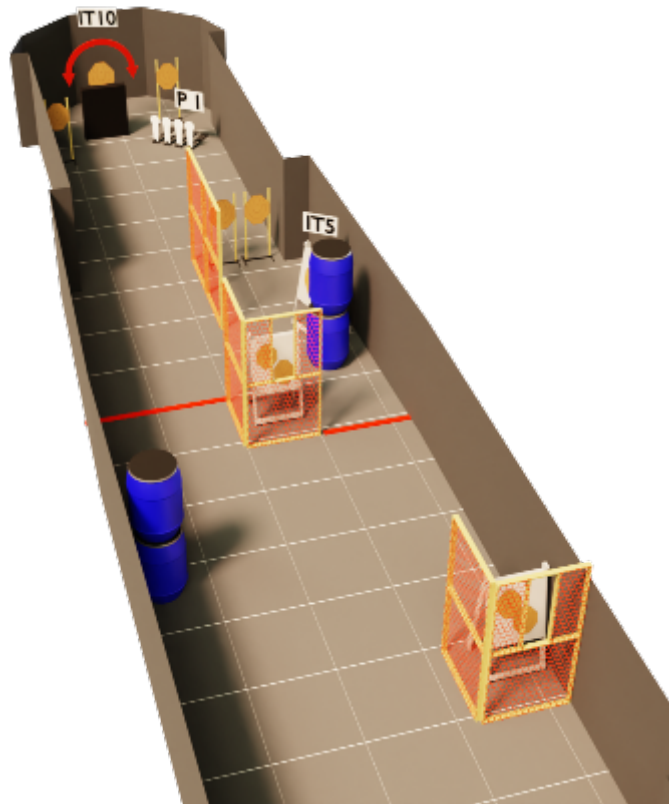
6. Tåsen bane 3 - Short



CoF	Comstock - Short	Points	60 p
Targets	5 paper, 2 popper, Total 7 targets	Min rounds	12
Firearm	Handgun	Match-%	5.85%

Procedure	On Signal Engage all Targets. Popper P1 or P2 activates moving target IT5. The moving target will remain visible at rest.
Starting position	Heels touching blue mark. The firearm must be held with both hands as demonstrated by RO, in accordance to rule 8.2.2 and Appendix E1.
Firearm ready condition	Option 1
Start on	Audible signal
Stop on	Last shot
Penalties	As per current edition of rules
Safety angles	90° left and right
Setup notes	Startposisjon er blått merke i gulv til venstre for kulefanger 1.

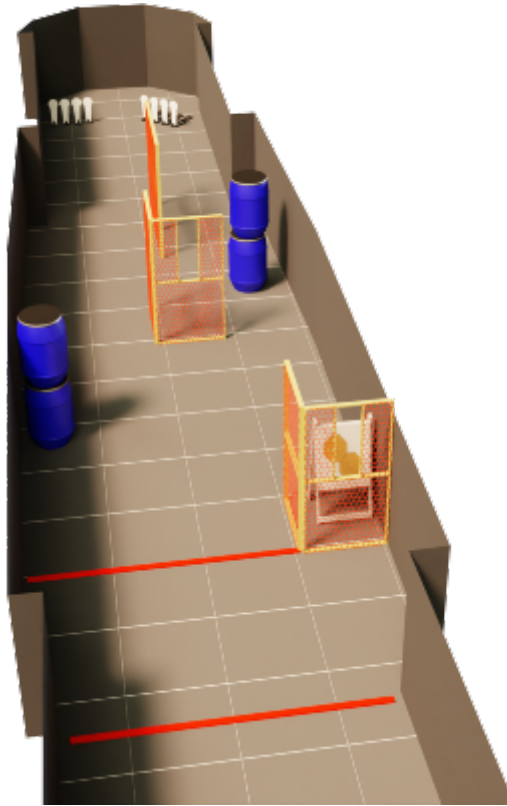
7. St.Hanshaugen Bane 1 - Medium



CoF	Comstock - Medium	Points	120 p
Targets	10 paper, 4 popper, Total 14 targets	Min rounds	24
Firearm	Handgun	Match-%	11.71%

Procedure	On Signal Engage all Targets. Popper P1 activates moving target IT10. Moving targets will remain visible at rest.
Starting position	Anywhere within the demarcated area. The firearm must be held with both hands as demonstrated by RO, in accordance to rule 8.2.2 and Appendix E1.
Firearm ready condition	Option 1
Start on	Audible signal
Stop on	Last shot
Penalties	As per current edition of rules
Safety angles	90° left and right
Setup notes	

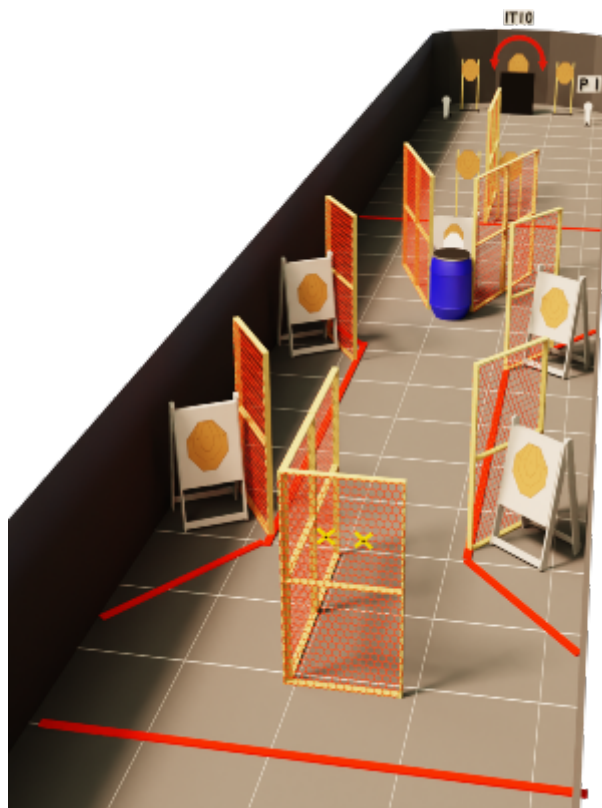
8. St.Hanshaugen Bane 1 - Short



CoF	Comstock - Short	Points	60 p
Targets	2 paper, 8 popper, Total 10 targets	Min rounds	12
Firearm	Handgun	Match-%	5.85%

Procedure	On Signal Engage all Targets.
Starting position	Anywhere within the demarcated area. The firearm must be held with both hands as demonstrated by RO, in accordance to rule 8.2.2 and Appendix E1.
Firearm ready condition	Option 1
Start on	Audible signal
Stop on	Last shot
Penalties	As per current edition of rules
Safety angles	90° left and right
Setup notes	

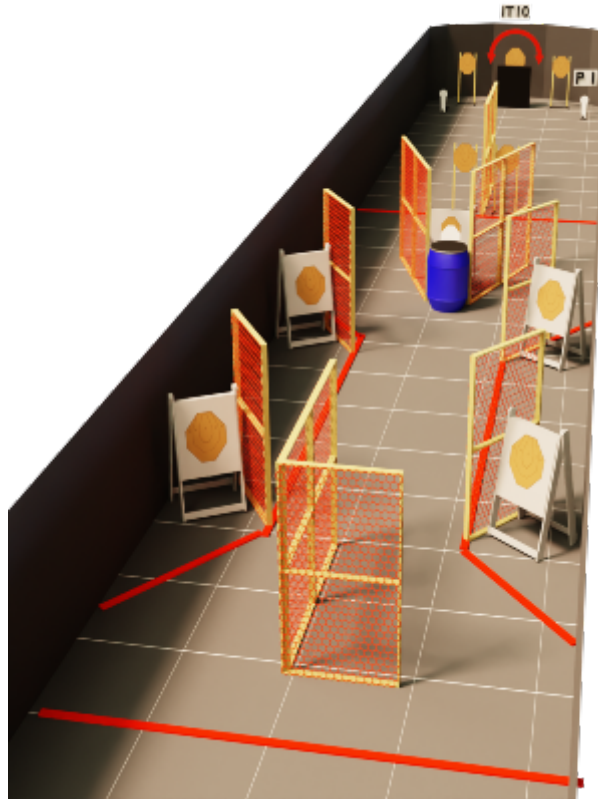
9. St.Hanshaugen Bane 2 - Medium



CoF	Comstock - Medium	Points	110 p
Targets	10 paper, 2 popper, Total 12 targets	Min rounds	22
Firearm	Handgun	Match-%	10.73%

Procedure	On Signal Engage all Targets. Popper P1 activates moving target IT10. Moving target will remain visible at rest.
Starting position	Anywhere within the demarcated area. The firearm must be held with both hands as demonstrated by RO, in accordance to rule 8.2.2 and Appendix E1.
Firearm ready condition	Option 1
Start on	Audible signal
Stop on	Last shot
Penalties	As per current edition of rules
Safety angles	90 degrees left and right
Setup notes	

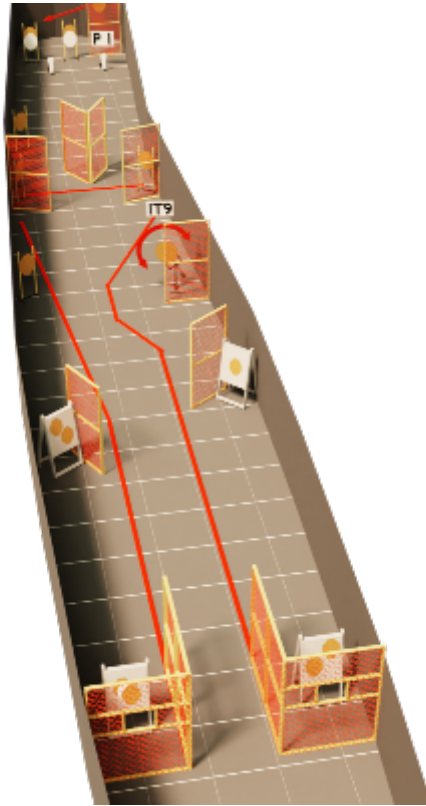
10. St.Hanshaugen Bane 2 - Short



CoF	Comstock - Short	Points	60 p
Targets	10 paper, 2 popper, Total 12 targets	Min rounds	12
Firearm	Handgun	Match-%	5.85%

Procedure	On Signal Engage all Targets. Popper P1 activates moving target IT10. Moving target will remain visible at rest.
Starting position	Anywhere within the demarcated area.
Firearm ready condition	Option 3 - Lying on barrel
Start on	Audible signal
Stop on	Last shot
Penalties	As per current edition of rules
Safety angles	90° left and right
Setup notes	

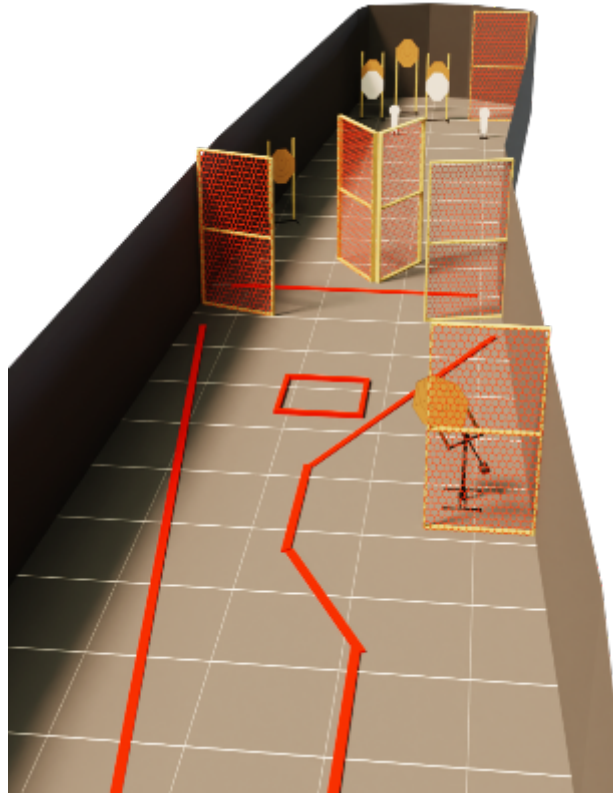
11. St.Hanshaugen Bane 3 - Long



CoF	Comstock - Long	Points	160 p
Targets	15 paper, 2 popper, Total 17 targets	Min rounds	32
Firearm	Handgun	Match-%	15.61%

Procedure	On Signal Engage all Targets. Pulling the rope reveals target IT9. Popper P1 activates moving target IT13. Moving targets will remain visible at rest.
Starting position	Standing on blue smiley. The firearm must be held with both hands as demonstrated by RO, in accordance to rule 8.2.2 and Appendix E1.
Firearm ready condition	Option 1
Start on	Audible signal
Stop on	Last shot
Penalties	As per current edition of rules
Safety angles	90° left and right
Setup notes	

12. St.Hanshaugen Bane 3- Short



CoF	Comstock - Short	Points	60 p
Targets	5 paper, 2 popper, Total 7 targets	Min rounds	12
Firearm	Handgun	Match-%	5.85%

Procedure	On Signal Engage all targets.
Starting position	Standing on blue smiley. The firearm must be held with both hands as demonstrated by RO, in accordance to rule 8.2.2 and Appendix E1.
Firearm ready condition	Option 1
Start on	Audible signal
Stop on	Last shot
Penalties	As per current edition of rules
Safety angles	90° left and right
Setup notes	