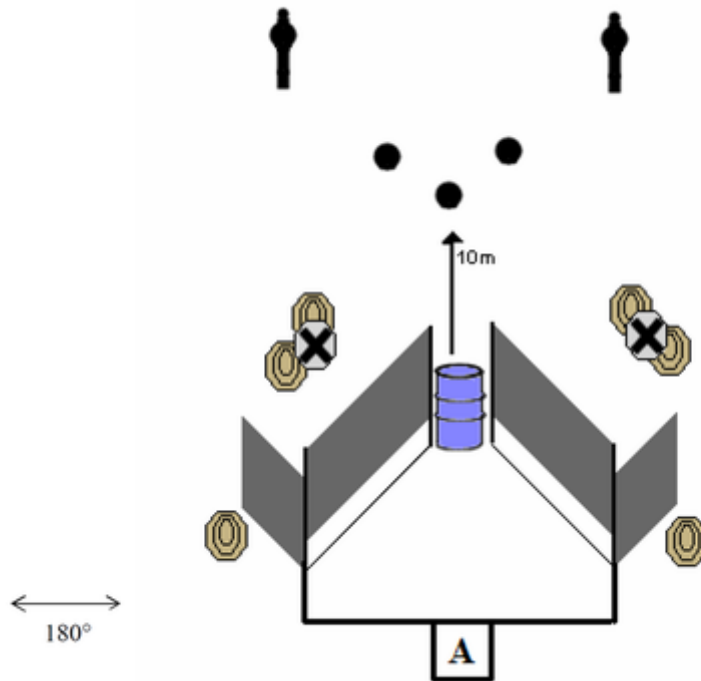


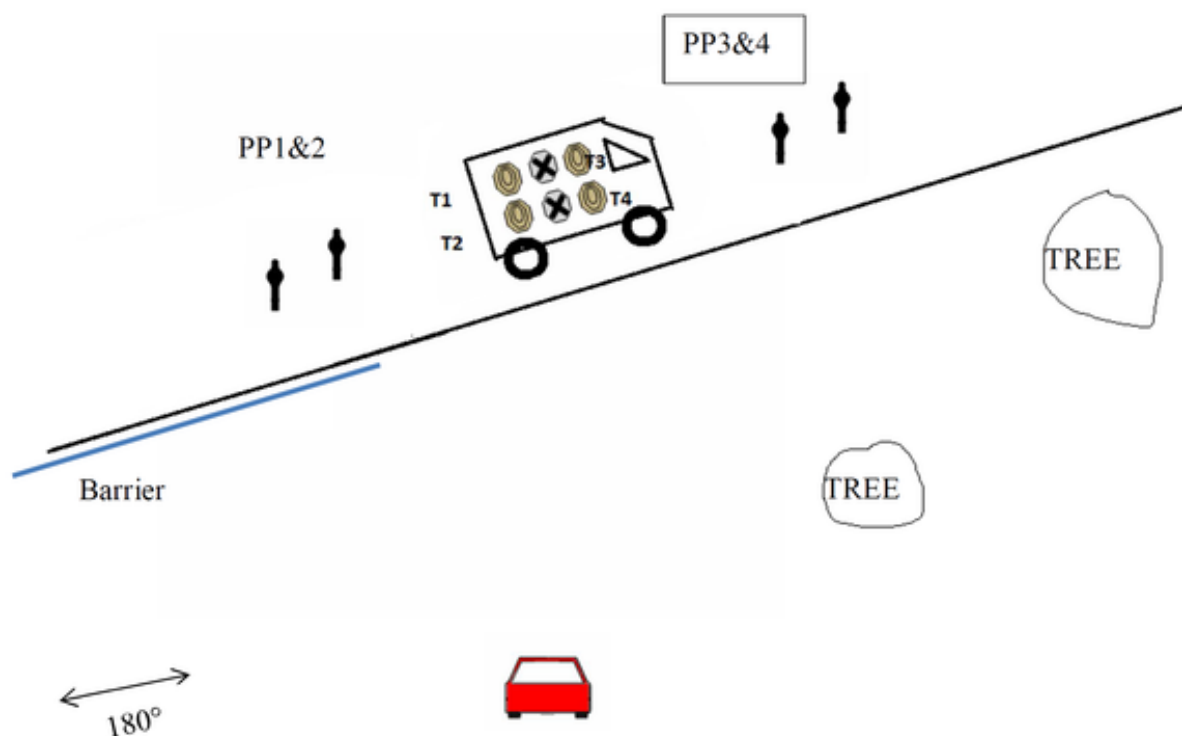
# 1. Akkedis



|         |   |            |        |
|---------|---|------------|--------|
| CoF     | Comstock - Medium                               | Points     | 85 p   |
| Targets | 6 paper, 5 popper, 2 no-shoot, Total 11 targets | Min rounds | 17     |
| Firearm | Handgun   | Match-%    | 23.61% |

|                         |  |
|-------------------------|--|
| Procedure               | On audible signal engage all targets while remaining within the demarcated zone. No shooting over tyre walls, partitions and barriers allowed. |
| Starting position       | Shooter stands in Box A. Gun unloaded and placed on drum. All magazines on belt.   |
| Firearm ready condition |  |
| Start on                | Audible signal   |
| Stop on                 | Last shot  |
| Penalties               | As per current edition of rules  |
| Safety angles           | L/R  |
| Setup notes             | Leave a 400mm gap underneath the barricades for prone shooting   |

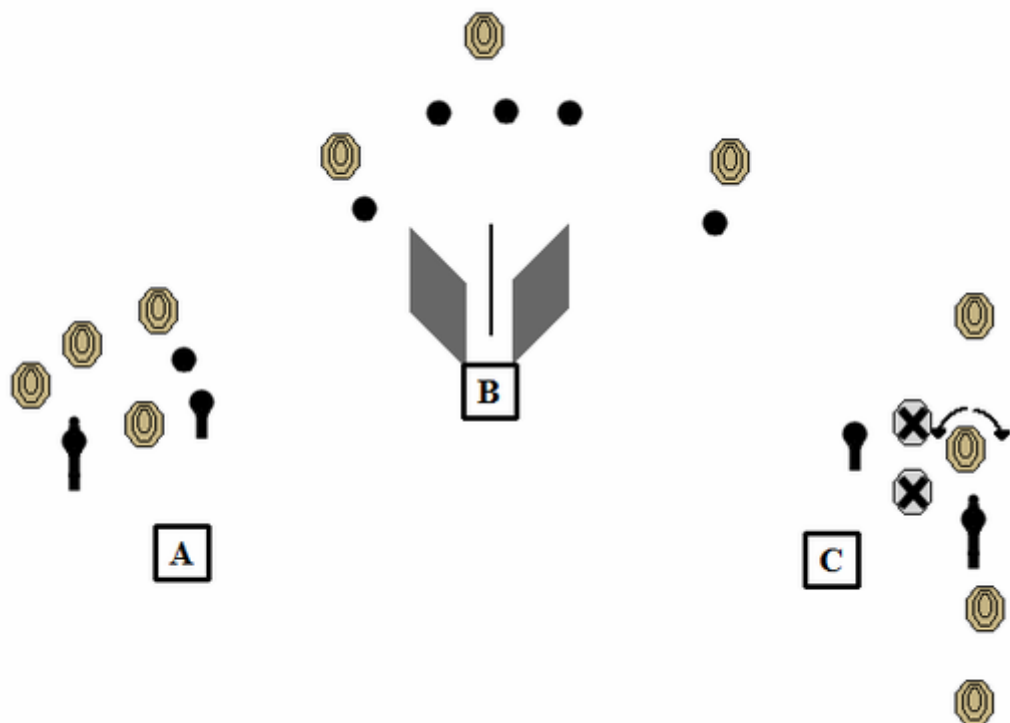
## 2. I can hear you!



|         |  |            |        |
|---------|--|------------|--------|
| CoF     | Comstock - Short                               | Points     | 60 p   |
| Targets | 4 paper, 4 popper, 6 no-shoot, Total 8 targets | Min rounds | 12     |
| Firearm | Handgun  | Match-%    | 16.67% |

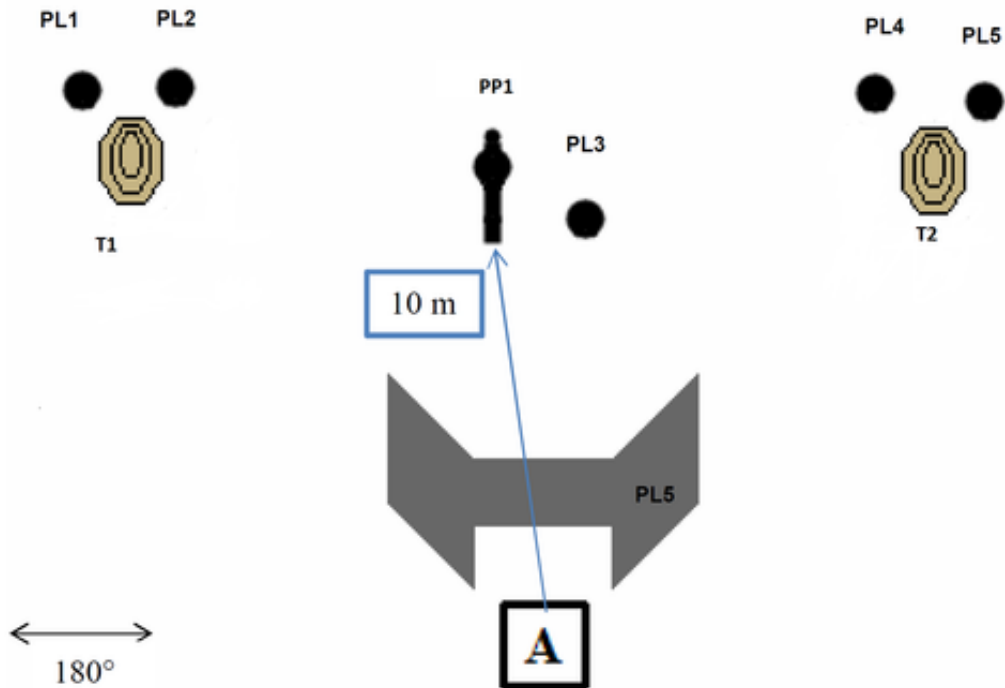
|                         |   |  |  |
|-------------------------|---|--|--|
| Procedure               | <ul style="list-style-type: none"> <li>On audible signal Press button on table to activate Taxi Runner</li> <li>Engage all targets while remaining seated in the "vehicle".</li> <li>No shooting over tyre walls, partitions and barriers allowed.</li> <li>T1-T4 stay visible and carry no drop shot penalties.</li> </ul> |  |  |
| Starting position       | Seated in car. Gun is loaded and placed on "passenger seat".  |  |  |
| Firearm ready condition |   |  |  |
| Start on                | Audible signal  |  |  |
| Stop on                 | Last shot   |  |  |
| Penalties               | As per current edition of rules   |  |  |
| Safety angles           | L/R   |  |  |
| Setup notes             | Add non-shoot targets to simulate windscreen that is impenetrable   |  |  |

### 3. Archie's Secret Assault



|                         |  |            |        |
|-------------------------|--|------------|--------|
| CoF                     | Comstock - Long  | Points     | 165 p  |
| Targets                 | 12 paper, 4 popper, 5 plates, 6 no-shoot, Total 21 targets | Min rounds | 33     |
| Firearm                 | Handgun  | Match-%    | 45.83% |
| Procedure               | Engage targets as they become visible.                     |            |        |
| Starting position       | As per briefing.   |            |        |
| Firearm ready condition |  |            |        |
| Start on                | Audible signal   |            |        |
| Stop on                 | Last shot  |            |        |
| Penalties               | As per current edition of rules                            |            |        |
| Safety angles           | L/R  |            |        |
| Setup notes             |  |            |        |

## 4. Steel Hammer



|         |  |            |        |
|---------|--|------------|--------|
| CoF     | Comstock - Short                             | Points     | 50 p   |
| Targets | 2 paper, 1 popper, 5 plates, Total 8 targets | Min rounds | 10     |
| Firearm | Handgun                                      | Match-%    | 13.89% |

|                         |  |
|-------------------------|--|
| Procedure               | On audible signal engage all targets while remaining within the demarcated zone.No shooting over tyre walls, partitions and barriers allowed if present. |
| Starting position       | In Box A. Gun loaded on Table in area X.   |
| Firearm ready condition |  |
| Start on                | Audible signal   |
| Stop on                 | Last shot  |
| Penalties               | As per current edition of rules  |
| Safety angles           | L/R  |
| Setup notes             | Set all steel at least 10 yards from back edge of table. Ensure that popper base is level and securely fixed with pins. All plates on stands.            |