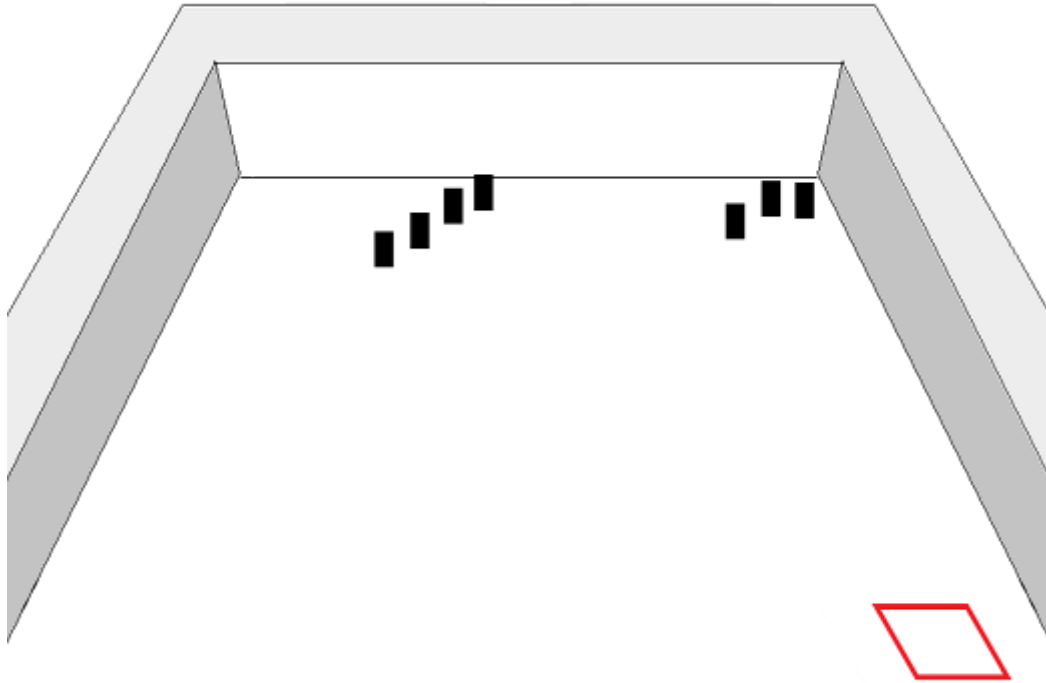


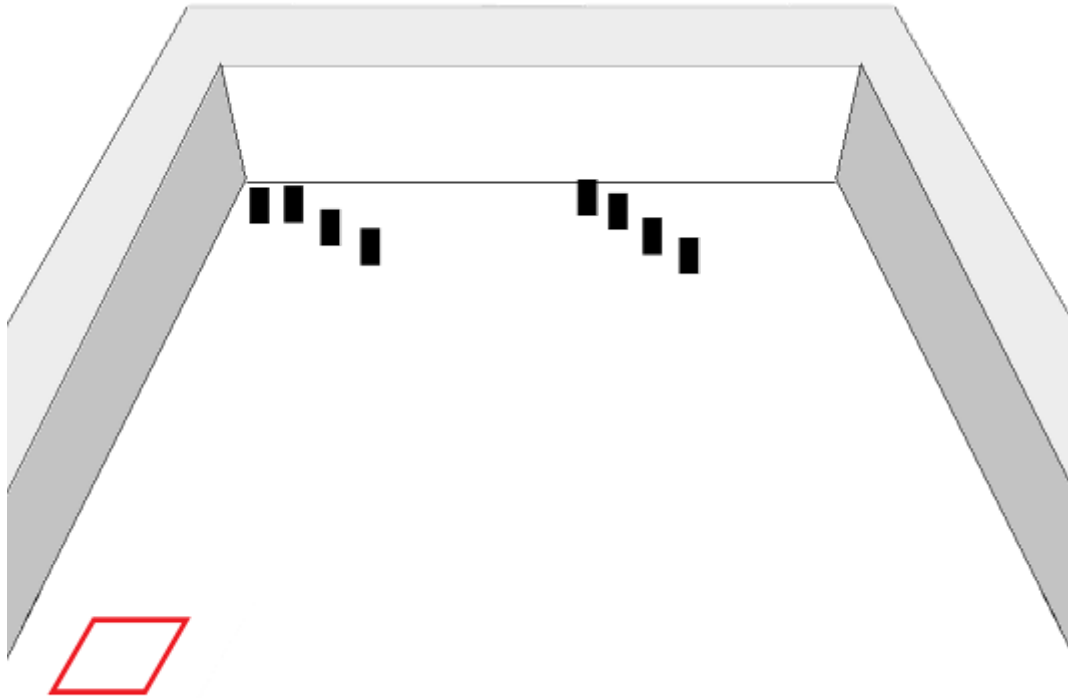
# 1. Shotgun St1



CoF	Comstock - Short	Points	35 p
Targets	7 plates, Total 7 targets	Min rounds	7
Firearm	Mini Rifle, Shotgun	Match-%	4.19%

Procedure	On audible start engage targets as they become visible.
Starting position	Standing upright in shooting area. Rule 8.2.2.1
Firearm ready condition	Unloaded Option 3
Start on	Audible signal
Stop on	Last shot
Penalties	As per current edition of rules
Safety angles	L/R
Setup notes	Right hand box. Ensure Popper is down. Move to other box for stage 2.

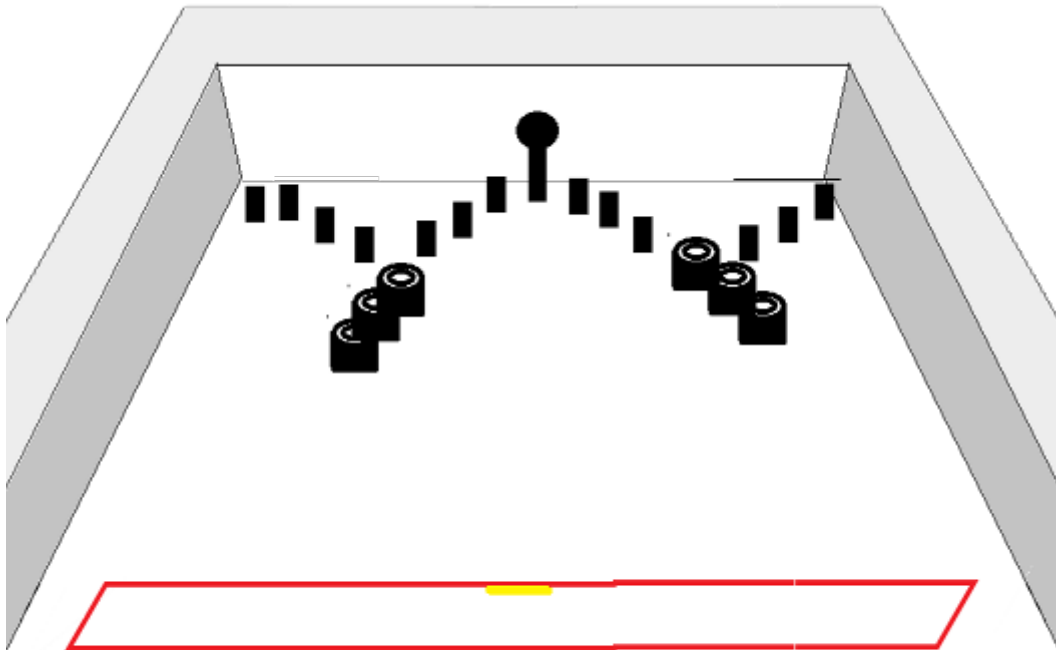
## 2. Shotgun St2



CoF	Comstock - Short	Points	40 p
Targets	8 plates, Total 8 targets	Min rounds	8
Firearm	Mini Rifle, Shotgun	Match-%	4.79%

Procedure	On audible start signal, engage targets as they become visible.
Starting position	Standing upright in shooting area. Gun held at trail in either hand, other hand hanging naturally by your side.
Firearm ready condition	Loaded Option 2
Start on	Audible signal
Stop on	Last shot
Penalties	As per current edition of rules
Safety angles	90/90/90
Setup notes	Left hand box. Shot immediately after stage 1

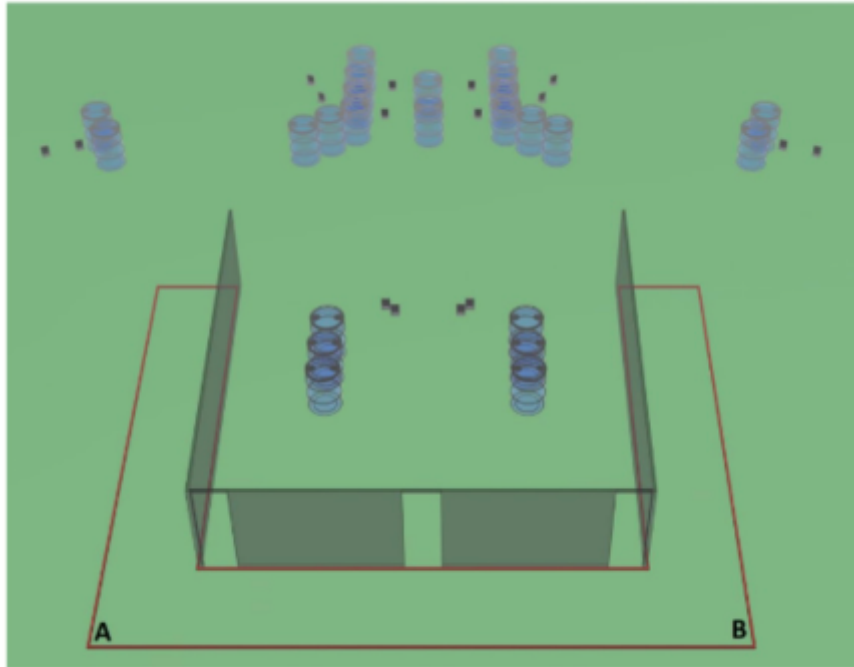
### 3. Shotgun St3



CoF	Comstock - Medium	Points	70 p
Targets	1 popper, 13 plates, Total 14 targets	Min rounds	14
Firearm	Shotgun	Match-%	8.38%

Procedure	On the audible start signal, engage targets as they become visible,
Starting position	Standing upright with toes touching marks. Gun held at hip level. Rule 8.2.2.1.
Firearm ready condition	Loaded Option !
Start on	Audible signal
Stop on	Last shot
Penalties	As per current edition of rules
Safety angles	L/R
Setup notes	Start in middle of box. Remove 2 plates with yellow marks. Popper up.

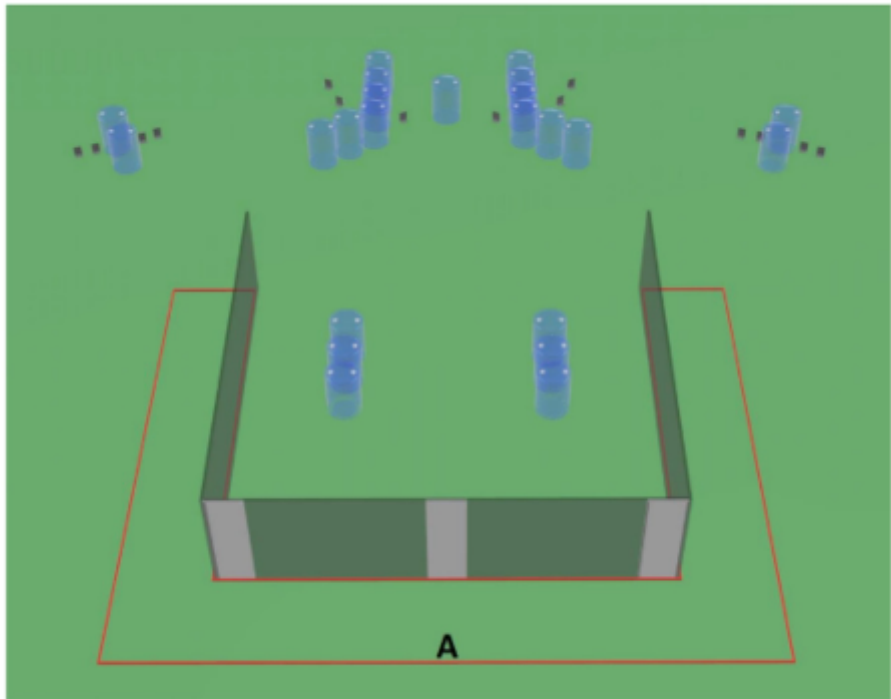
## 4. Birdshot St 4 (PL5)



CoF	Comstock - Medium	Points	80 p
Targets	16 plates, Total 16 targets	Min rounds	16
Firearm	Shotgun	Match-%	9.58%

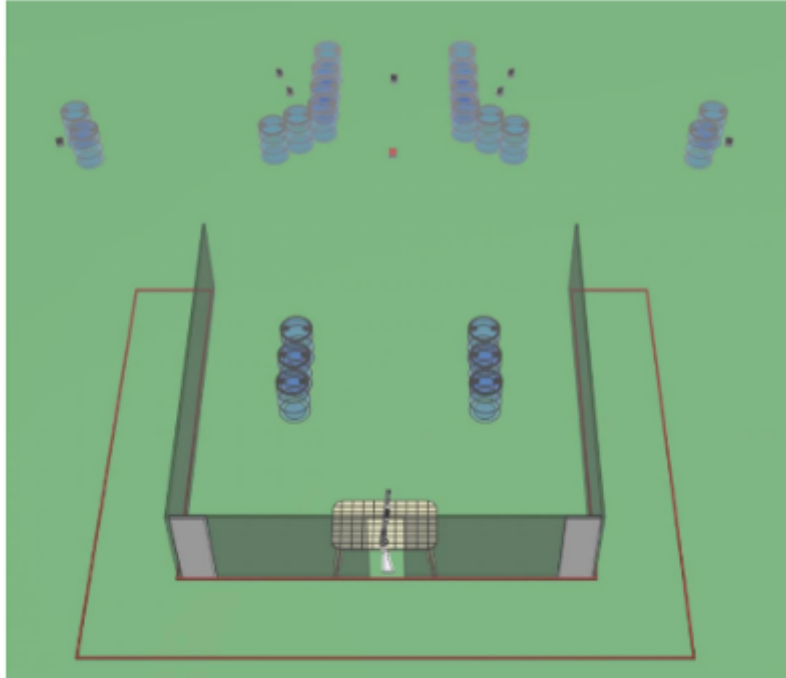
Procedure	On audible start signal engage targets as they become visible.
Starting position	Standing upright at A or B
Firearm ready condition	Loaded Option 1
Start on	Audible signal
Stop on	Last shot
Penalties	As per current edition of rules
Safety angles	90/90/90
Setup notes	

## 5. Shotgun St5 (PL6)



CoF	Comstock - Medium	Points	70 p
Targets	14 plates, Total 14 targets	Min rounds	14
Firearm	Mini Rifle, Shotgun	Match-%	8.38%
Procedure	On audible start signal, engage targets as they become visible.		
Starting position	Standing upright at A. Gun held at hip level. Rule 8.2.2.1		
Firearm ready condition	Loaded Option 1		
Start on	Audible signal		
Stop on	Last shot		
Penalties	As per current edition of rules		
Safety angles	90/90/90		
Setup notes			

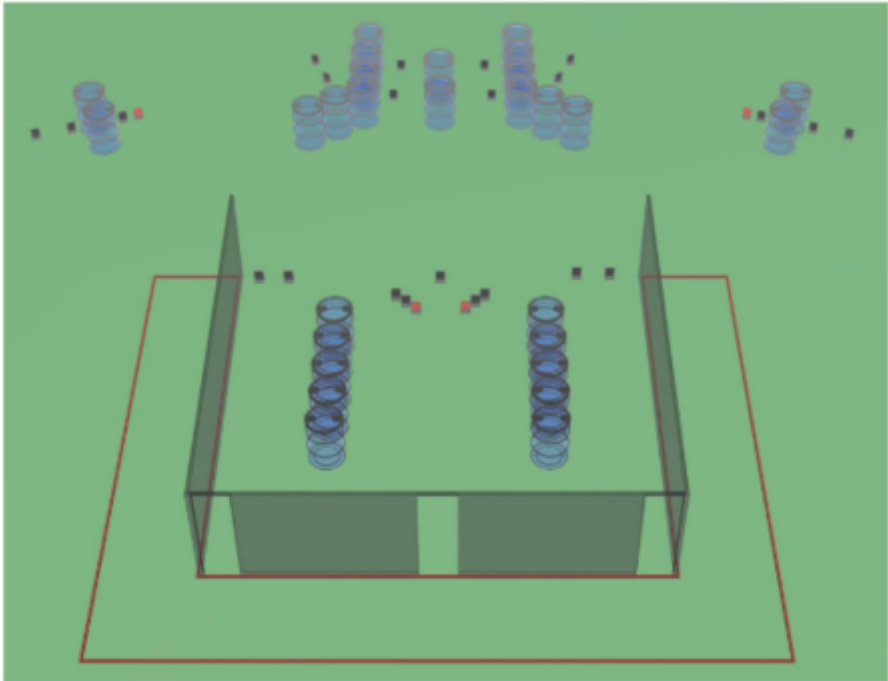
## 6. Shotgun St6 (PL7)



CoF	Comstock - Short	Points	35 p
Targets	7 plates, 1 no-shoot, Total 7 targets	Min rounds	7
Firearm	Mini Rifle, Shotgun	Match-%	4.19%

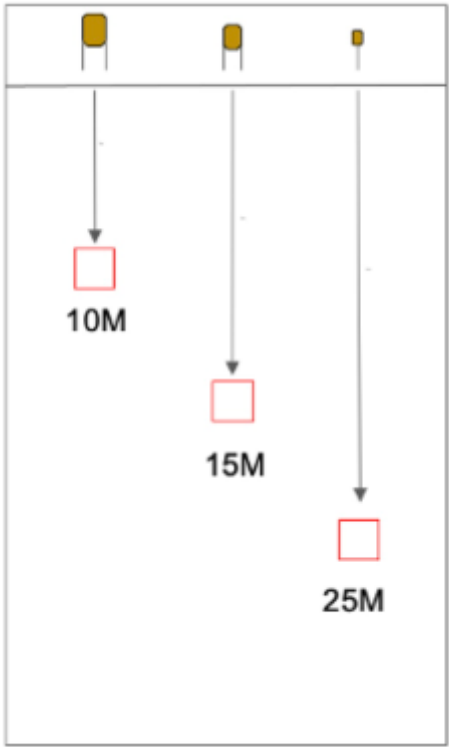
Procedure	On the audible start signal, engage targets as they become visible.
Starting position	Standing upright . Gun on table. Trigger mechanism must be wholly on table.
Firearm ready condition	Unloaded Option 3
Start on	Audible signal
Stop on	Last shot
Penalties	As per current edition of rules
Safety angles	90/90/90
Setup notes	

## 7. Shotgun St7 (PL8)



CoF	Comstock - Long	Points	115 p
Targets	23 plates, 4 no-shoot, Total 23 targets	Min rounds	23
Firearm	Mini Rifle, Shotgun	Match-%	13.77%
Procedure	On audible start signal, engage targets as they become visible.		
Starting position	Standing upright anywhere within the shooting area. Rule 8.2.2.1.		
Firearm ready condition	Loaded Option 1		
Start on	Audible signal		
Stop on	Last shot		
Penalties	As per current edition of rules		
Safety angles	90/90/90		
Setup notes			

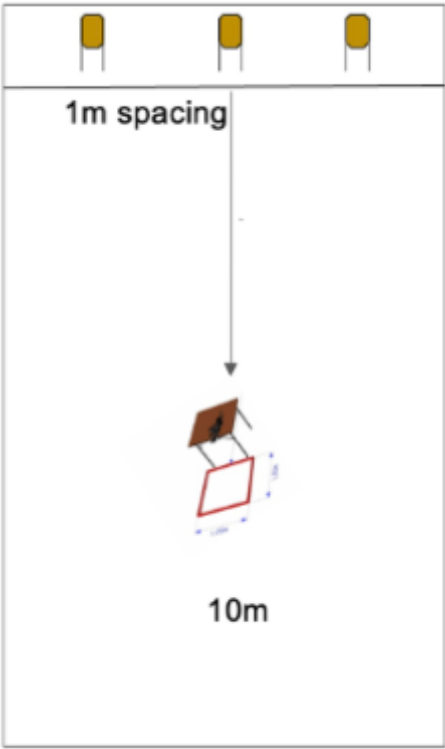
## 8. Mini Rifle 1 (PL5)



CoF	Comstock - Short	Points	30 p
Targets	3 paper, Total 3 targets	Min rounds	6
Firearm	Mini Rifle	Match-%	3.59%
Procedure	On audible start signal. engage each target in front of each of the boxes. NO CROSS SHOOTING		
Starting position	Standing upright in any of the boxes. Rule 8.2.2		
Firearm ready condition	Loaded Option 1		
Start on	Audible signal		
Stop on	Last shot		
Penalties	As per current edition of rules		
Safety angles	90/90/90		
Setup notes			

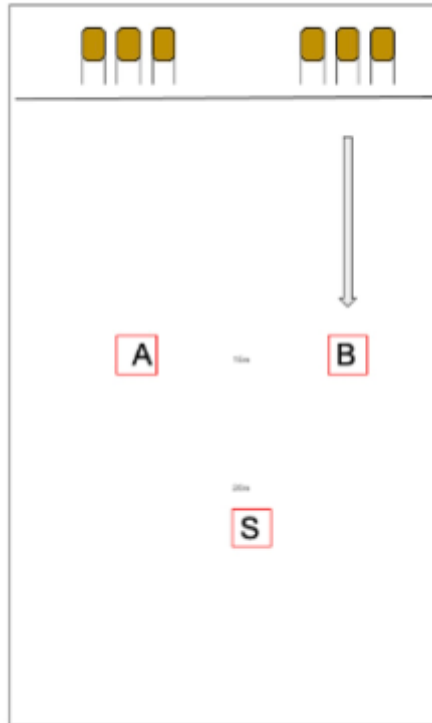


## 9. Mini Rifle 2 (PL6)



CoF	Comstock - Medium	Points	60 p
Targets	3 paper, Total 3 targets	Min rounds	12
Firearm	Mini Rifle	Match-%	7.19%
Procedure	Engage each target with a maximum of 2 rounds. carry out a compulsory reload and and engage targets with a minimum of 2 rounds.		
Starting position	Standing behind table, arms hanging naturally by your sides, Gun fully on on table		
Firearm ready condition	Loaded Option 1		
Start on	Audible signal		
Stop on	Last shot		
Penalties	As per current edition of rules		
Safety angles	90/90/90		
Setup notes			

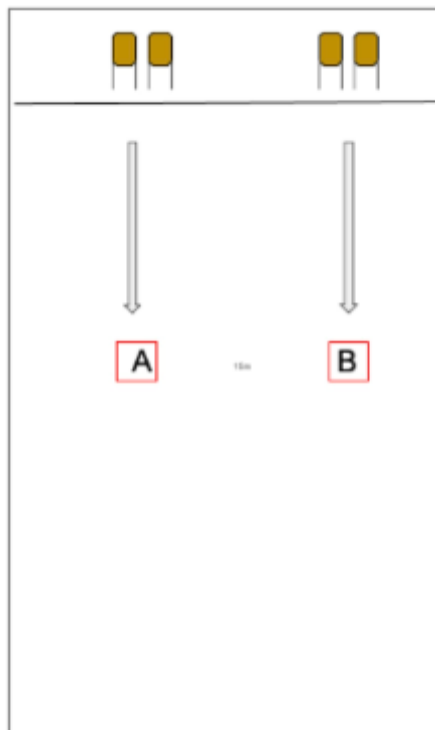
## 10. Mini Rifle 3 (PL7)



CoF	Comstock - Medium	Points	60 p
Targets	6 paper, Total 6 targets	Min rounds	12
Firearm	Mini Rifle	Match-%	7.19%

Procedure	on the audible start signal, move to either box A or Box b and engage targets in front of you. Box A from left shoulder. Box B from right shoulder. (Or vice versa)		
Starting position	Standing Upright in Start Box.		
Firearm ready condition	Loaded Option 2		
Start on	Audible signal		
Stop on	Last shot		
Penalties	As per current edition of rules		
Safety angles	90/90/90		
Setup notes			

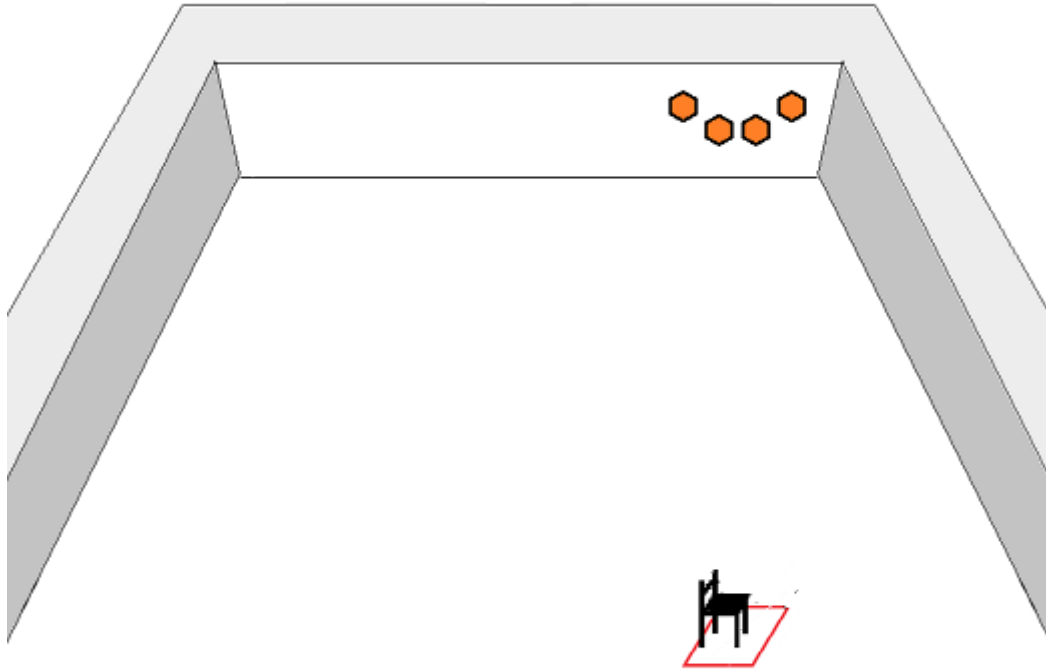
## 11. Mini Rifle 4(PL8)



CoF	Comstock - Short	Points	40 p
Targets	4 paper, Total 4 targets	Min rounds	8
Firearm	Mini Rifle	Match-%	4.79%

Procedure	On audible start signal engage targets in front of each box. Carry out a compulsory reload between each box. Targets must be engage from left shoulder in left hand box and right shoulder from right. AND HANDED. Shot at 15 metres.		
Starting position	Standing upright in either box. Rule 8.2.2.		
Firearm ready condition	Loaded Option 1		
Start on	Audible signal		
Stop on	Last shot		
Penalties	As per current edition of rules		
Safety angles	90/90/90		
Setup notes			

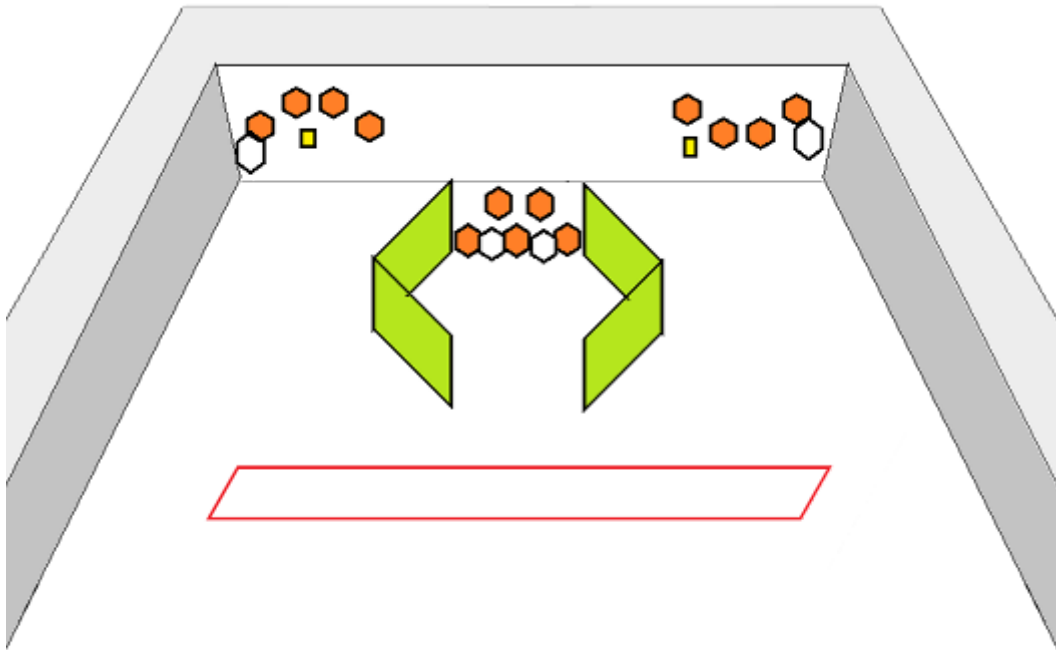
## 12. Mini Rifle 5



CoF	Comstock - Medium	Points	60 p
Targets	4 paper, Total 4 targets	Min rounds	12
Firearm	Mini Rifle	Match-%	7.19%

Procedure	On audible start signal engage targets with a two shots only on each. Carry out a compulsory reload and engage targets again with a minimum of one round on each. All shooting from a seated position.		
Starting position	Seated on stool with gun held at trail in strong hand. Weak hand resting on thigh.		
Firearm ready condition	Loaded Option 2		
Start on	Audible signal		
Stop on	Last shot		
Penalties	As per current edition of rules		
Safety angles	90/90/90		
Setup notes	Use right hand side of stage 13		

## 13. Mini Rifle 6



CoF	Comstock - Long	Points	140 p
Targets	13 paper, 2 plates, 4 no-shoot, Total 15 targets	Min rounds	28
Firearm	Mini Rifle	Match-%	16.77%

Procedure	On the audible start signal, engage targets as they become visible.
Starting position	Standing upright anywhere within the shooting area, Rule 8.2.2.
Firearm ready condition	Loaded Option 1
Start on	Audible signal
Stop on	Last shot
Penalties	As per current edition of rules
Safety angles	90/90/90
Setup notes	