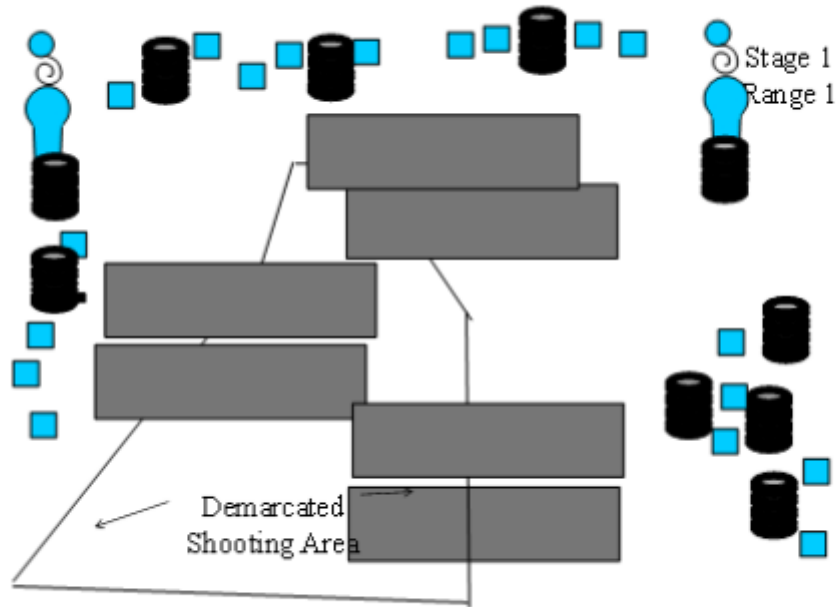


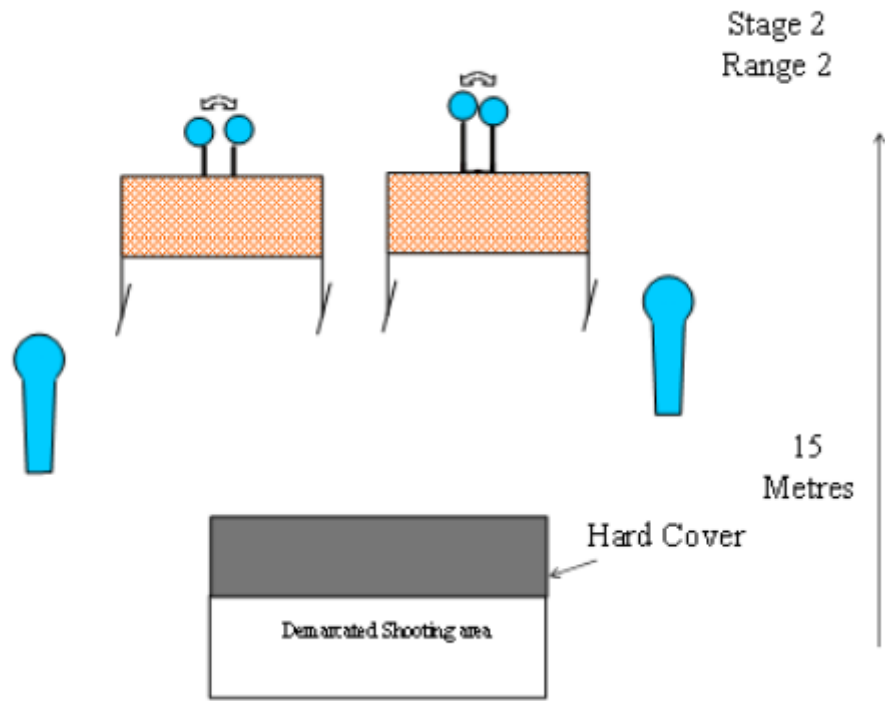
1.



CoF	Comstock - Long	Points	110 p
Targets	2 popper, 18 plates, 2 frangible, Total 22 targets	Min rounds	22
Firearm	Shotgun	Match-%	14.10%

Procedure	Standing anywhere within the demarcated shooting area Gun loaded option 1. Held in two hands at waist level, parallel to the ground. On the start signal, shoot all targets freestyle Note the Disappearing Frangible targets will become visible after the poppers are shot Safety Angles: 90 /90 /90		
Starting position			
Firearm ready condition			
Start on	Audible signal		
Stop on	Last shot		
Penalties	As per current edition of rules		
Safety angles	90 90 90		
Setup notes			

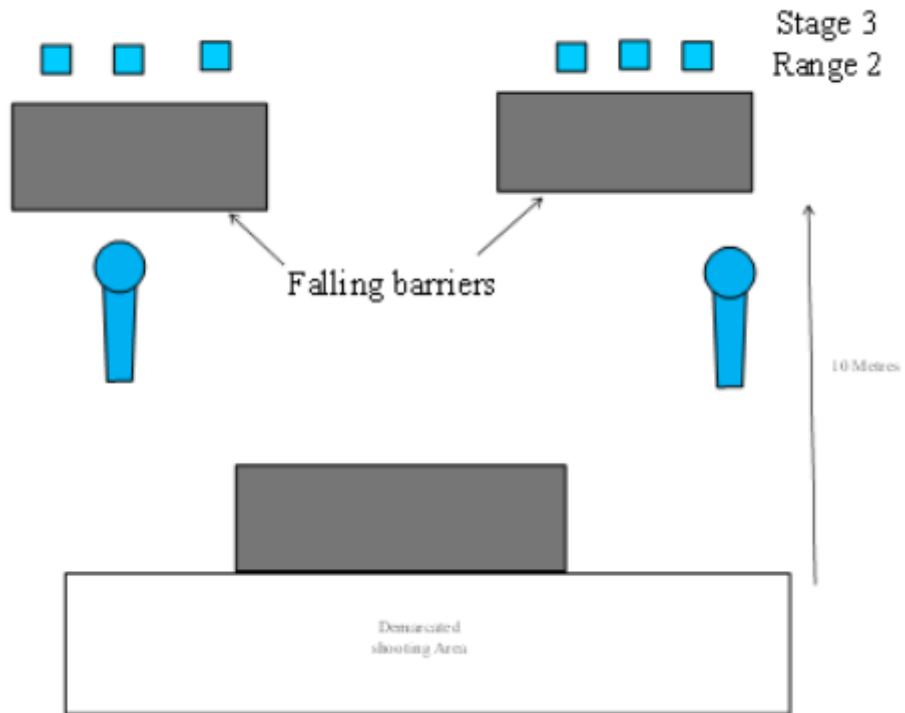
2.



CoF	Comstock - Short	Points	30 p
Targets	2 popper, 4 frangible, Total 6 targets	Min rounds	6
Firearm	Shotgun	Match-%	3.85%

Procedure	Standing anywhere within the demarcated shooting area Gun loaded option 1. Held in two hands at waist level, parallel to the ground. On the start signal, shoot all targets freestyle Note hitting the poppers activates the bobbing frangible targets which always remain visible when static Safety Angles: 90 / 90 / 90
Starting position	
Firearm ready condition	
Start on	Audible signal
Stop on	Last shot
Penalties	As per current edition of rules
Safety angles	
Setup notes	

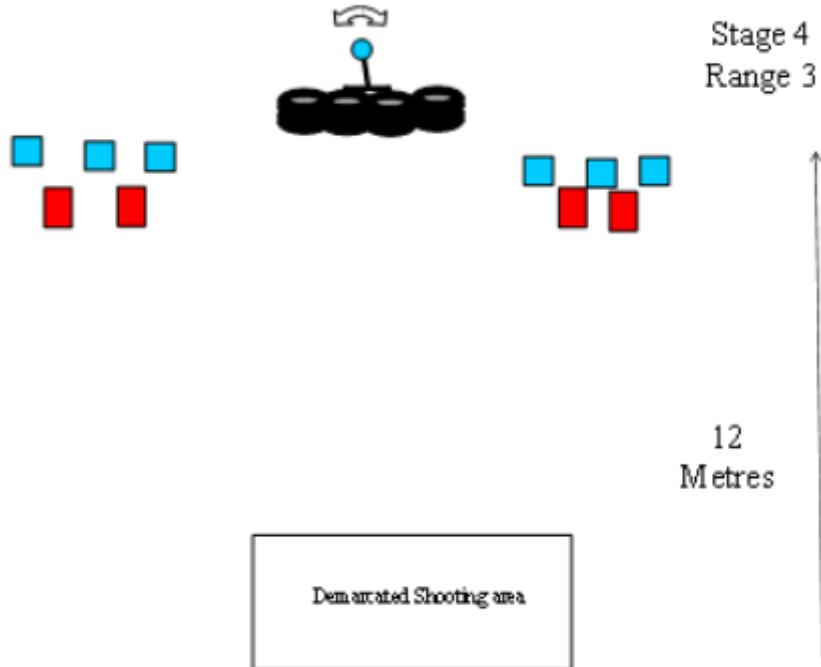
3.



CoF	Comstock - Medium	Points	50 p
Targets	2 popper, 8 plates, Total 10 targets	Min rounds	10
Firearm	Shotgun	Match-%	6.41%

Procedure	Standing anywhere within the demarcated shooting area Gun loaded option 1. Held in two hands at waist level, parallel to the ground. On the start signal, shoot all targets freestyle Note hitting the poppers will reveal the remaining targets Safety Angles: 90 / 90 / 90.
Starting position	
Firearm ready condition	
Start on	Audible signal
Stop on	Last shot
Penalties	As per current edition of rules
Safety angles	90 90 90
Setup notes	

4.

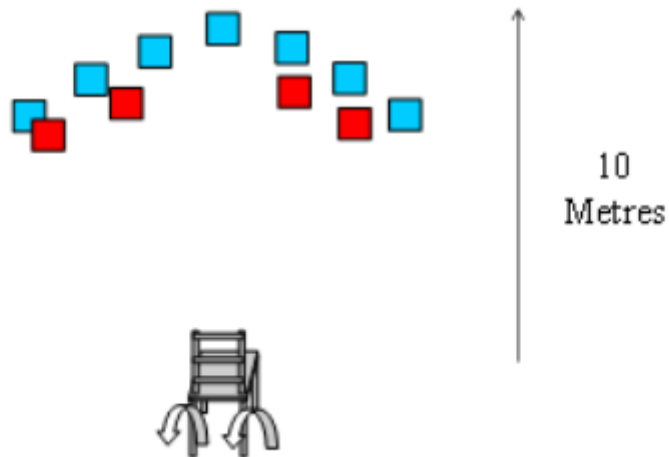


CoF	Comstock - Short	Points	35 p
Targets	6 plates, 1 frangible, 4 no-shoot, Total 7 targets	Min rounds	7
Firearm	Shotgun	Match-%	4.49%

Procedure	Standing at the designated start position. Gun loaded option 2 Held in weak hand parallel to the ground other hand holding activation cord On the start signal, shoot all targets freestyle, activating the bobbing targets is achieved by pulling the activation cord Safety Angles: 90 / 90 / 90.		
Starting position			
Firearm ready condition			
Start on	Audible signal		
Stop on	Last shot		
Penalties	As per current edition of rules		
Safety angles	L/R		
Setup notes			

5.

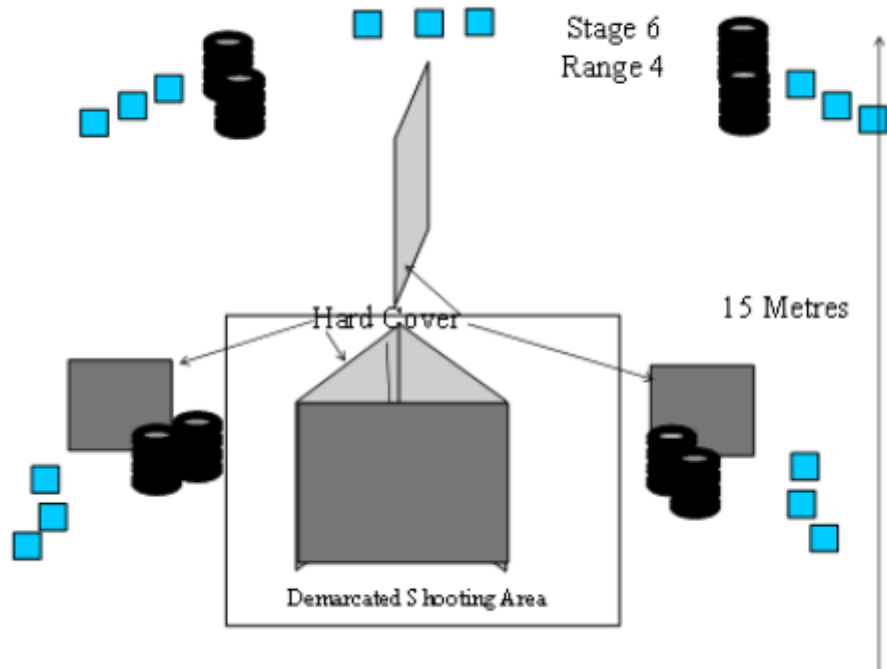
Stage 5
Range 3



CoF	Comstock - Short	Points	35 p
Targets	7 plates, Total 7 targets	Min rounds	7
Firearm	Shotgun	Match-%	4.49%

Procedure	Sitting on chair Gun loaded option 1 across knees pointing down range to the left or right as desired. On the start signal, shoot all targets freestyle whilst sitting with feet on bars of chair Note chair wobbles back and forth Safety Angles: 90 / 90 / 90		
Starting position			
Firearm ready condition			
Start on	Audible signal		
Stop on	Last shot		
Penalties	As per current edition of rules		
Safety angles	90 90 90		
Setup notes			

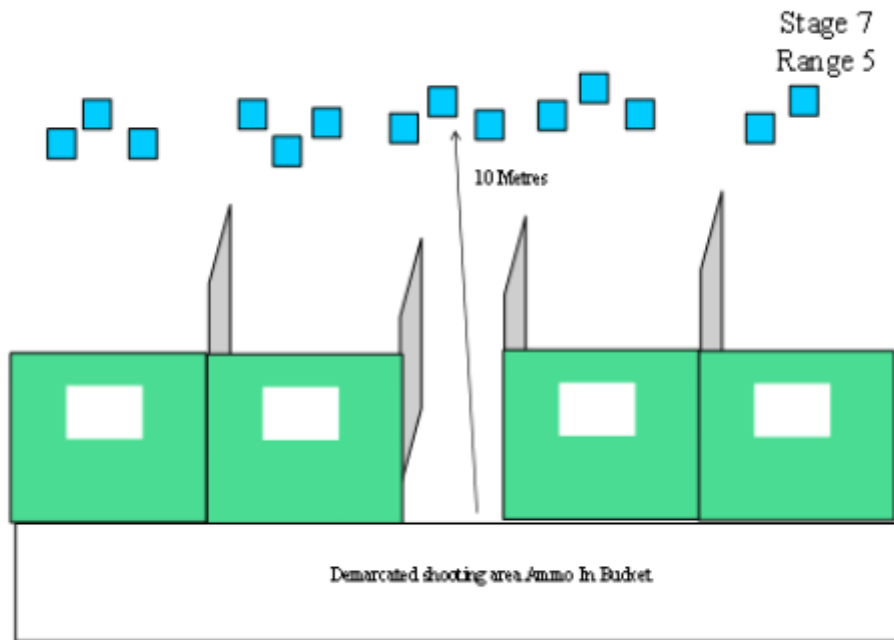
6.



CoF	Comstock - Medium	Points	75 p
Targets	15 plates, Total 15 targets	Min rounds	15
Firearm	Shotgun	Match-%	9.62%

Procedure	Standing anywhere within the demarcated shooting area gun option 1 held in both hands parallel to the ground, On the start signal, shoot all targets freestyle Safety Angles: 90 / 90 / 90.
Starting position	
Firearm ready condition	
Start on	Audible signal
Stop on	Last shot
Penalties	As per current edition of rules
Safety angles	90 90 90
Setup notes	

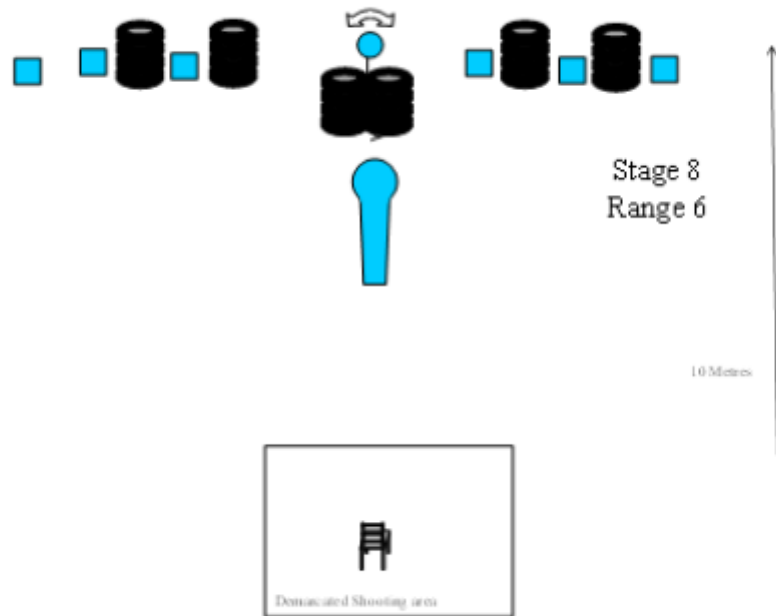
7.



CoF	Comstock - Medium	Points	70 p
Targets	14 plates, Total 14 targets	Min rounds	14
Firearm	Shotgun	Match-%	8.97%

Procedure	Standing anywhere within the demarcated shooting area Gun option 3 held in weak hand at trail all ammunition to complete the course of fire to be contained within a box which can be placed anywhere on the range On the start signal, shoot all targets freestyle Safety Angles: 90 / 90 / 90.		
Starting position			
Firearm ready condition			
Start on	Audible signal		
Stop on	Last shot		
Penalties	As per current edition of rules		
Safety angles	90 90 90		
Setup notes			

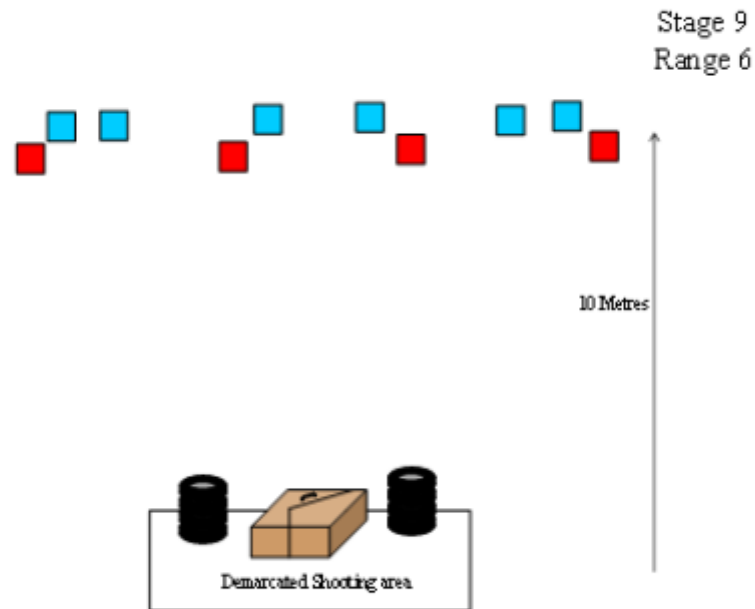
8.



CoF	Comstock - Short	Points	40 p
Targets	1 popper, 6 plates, 1 frangible, Total 8 targets	Min rounds	8
Firearm	Shotgun	Match-%	5.13%

Procedure	Sitting on the chair Gun option2 held across knees pointing down range On the start signal, shoot all targets freestyle Note hitting the popper will reveal the bobbing frangible target Safety Angles: 90 / 90 / 90.		
Starting position			
Firearm ready condition			
Start on	Audible signal		
Stop on	Last shot		
Penalties	As per current edition of rules		
Safety angles	90 90 90		
Setup notes			

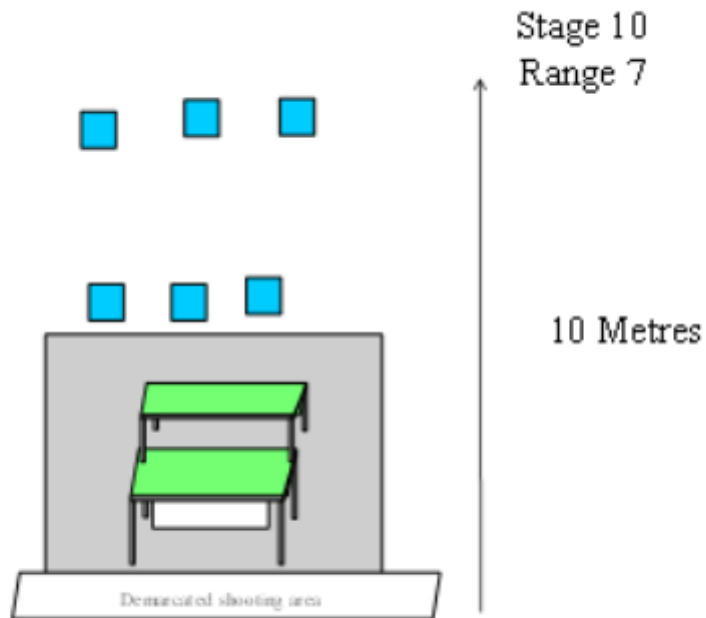
9.



CoF	Comstock - Short	Points	30 p
Targets	6 plates, 4 no-shoot, Total 6 targets	Min rounds	6
Firearm	Shotgun	Match-%	3.85%

Procedure	Standing anywhere within the demarcated shooting area gun option 3 placed on either tyre al ammunition to shoot the stage to be placed loosely within the closed box On the start signal, shoot all targets freestyle Safety Angles: 90 / 90 / 90.
Starting position	
Firearm ready condition	
Start on	Audible signal
Stop on	Last shot
Penalties	As per current edition of rules
Safety angles	90 90 90
Setup notes	

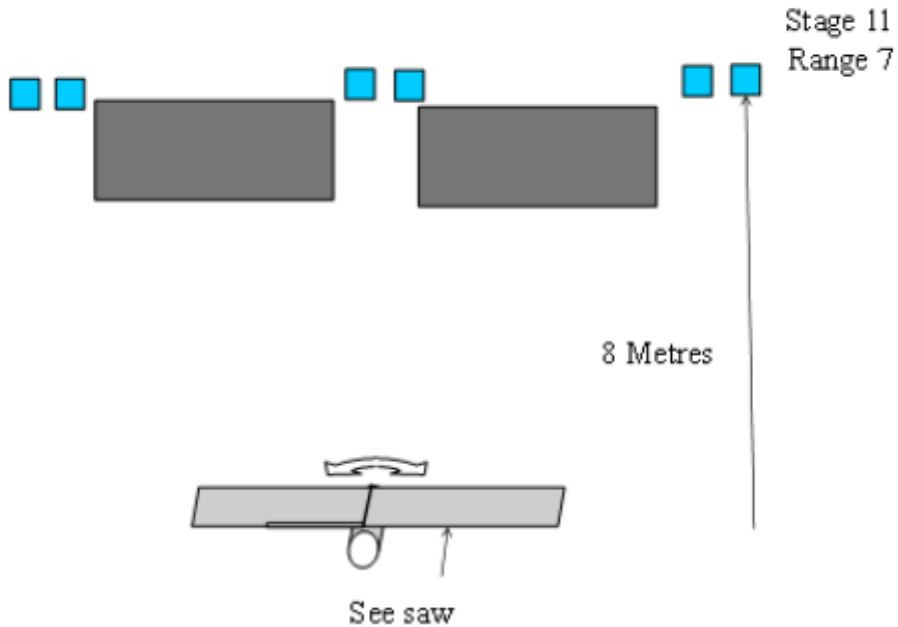
10.



CoF	Comstock - Short	Points	30 p
Targets	6 plates, Total 6 targets	Min rounds	6
Firearm	Shotgun	Match-%	3.85%

Procedure	Standing anywhere within the demarcated shooting area, gun loaded option 1 held in both hands at hip level On the start signal, shoot all targets freestyle Note the 3 front targets are only visible through the low aperture the back 3 targets are only visible from the top platform Safety Angles: 90 / 90 / 90.		
Starting position			
Firearm ready condition			
Start on	Audible signal		
Stop on	Last shot		
Penalties	As per current edition of rules		
Safety angles	90 90 90		
Setup notes			

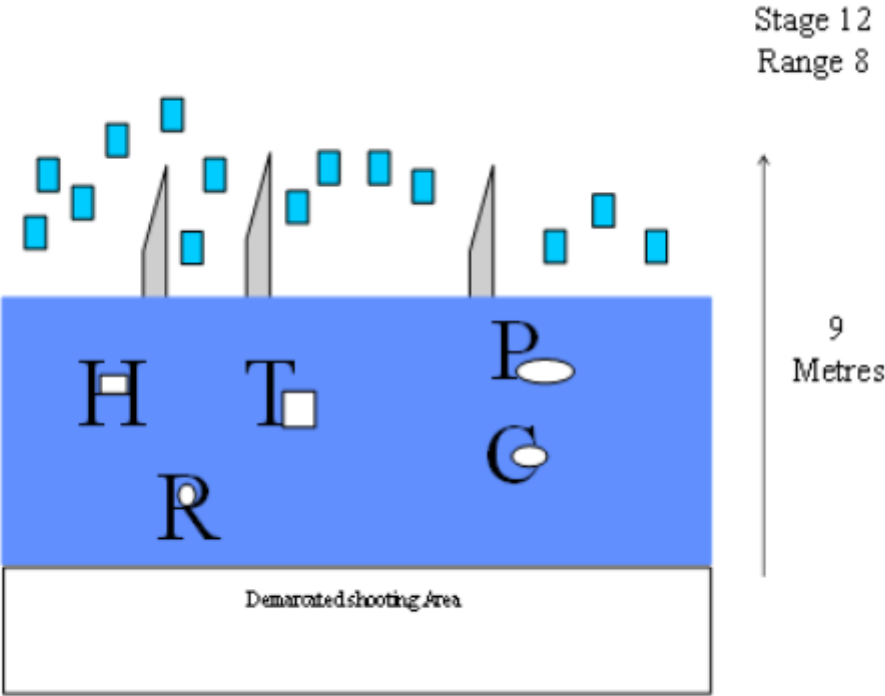
11.



CoF	Comstock - Short	Points	30 p
Targets	6 plates, Total 6 targets	Min rounds	6
Firearm	Shotgun	Match-%	3.85%

Procedure	Standing anywhere on the seesaw Gun loaded option 1. Held in both hands at waist level parallel to the ground On the start signal, shoot all targets from the seesaw Note any targets shot whilst not standing on the seesaw will be awarded with one procedural penalty per shot fired Safety Angles: 90 / 90 / 90.		
Starting position			
Firearm ready condition			
Start on	Audible signal		
Stop on	Last shot		
Penalties	As per current edition of rules		
Safety angles	90 90 90		
Setup notes			

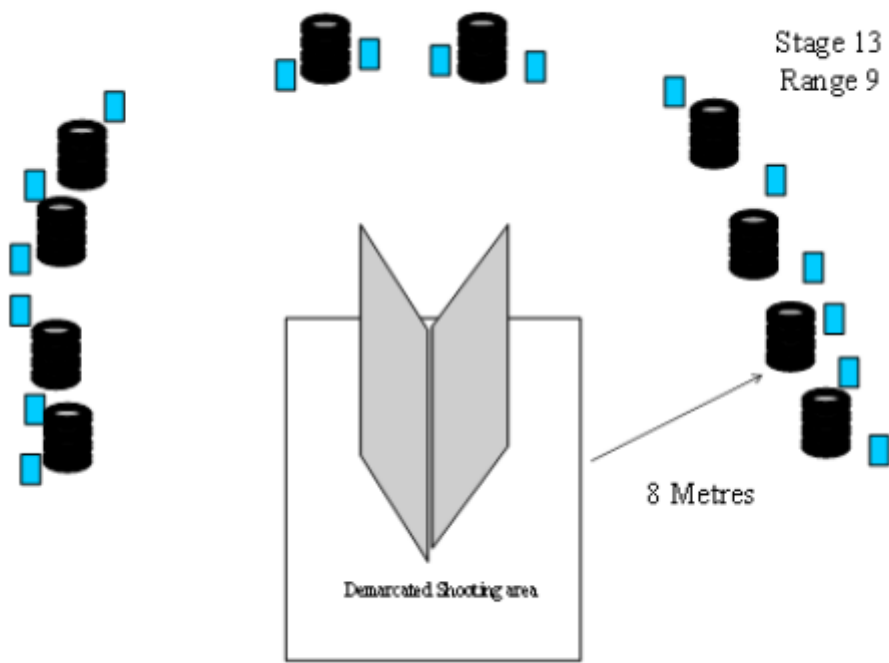
12.



CoF	Comstock - Medium	Points	75 p
Targets	15 plates, Total 15 targets	Min rounds	15
Firearm	Shotgun	Match-%	9.62%

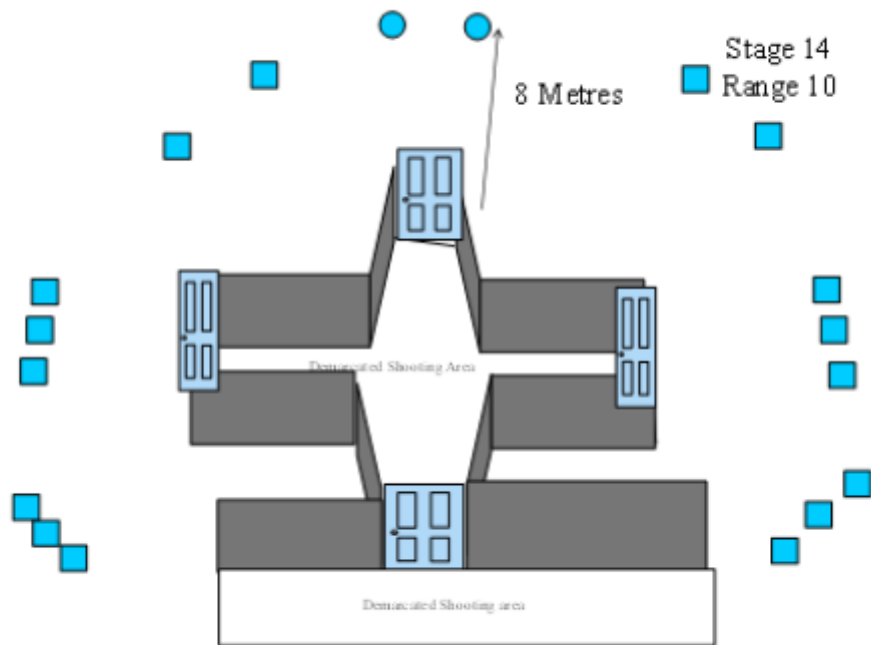
Procedure	Standing anywhere within the demarcated shooting area Gun loaded option 1. Held in both hands at waist level parallel to the ground On the start signal, shoot all targets freestyle Note the targets are only visible through the apertures Safety Angles: 90 / 90 / 90.		
Starting position			
Firearm ready condition			
Start on	Audible signal		
Stop on	Last shot		
Penalties	As per current edition of rules		
Safety angles	90 90 90		
Setup notes			

13.



CoF	Comstock - Medium	Points	80 p
Targets	16 plates, Total 16 targets	Min rounds	16
Firearm	Shotgun	Match-%	10.26%
Procedure	Standing anywhere within the demarcated shooting area Gun loaded option 1. Held in both hands at waist level parallel to the ground On the start signal, shoot all targets freestyle Safety Angles: 90 / 90 / 90.		
Starting position			
Firearm ready condition			
Start on	Audible signal		
Stop on	Last shot		
Penalties	As per current edition of rules		
Safety angles	90 90 90		
Setup notes			

14.



CoF	Comstock - Long	Points	90 p
Targets	16 plates, 2 frangible, Total 18 targets	Min rounds	18
Firearm	Shotgun	Match-%	11.54%
Procedure	Standing anywhere within the demarcated shooting area Gun loaded option 1. Held in both hands at waist level parallel to the ground On the start signal, shoot all targets freestyle Note that each door falls forward to reveal targets and each door must be opened by hand Safety Angles: 90 / 90 / 90.		
Starting position			
Firearm ready condition			
Start on	Audible signal		
Stop on	Last shot		
Penalties	As per current edition of rules		
Safety angles	90 90 90		
Setup notes			