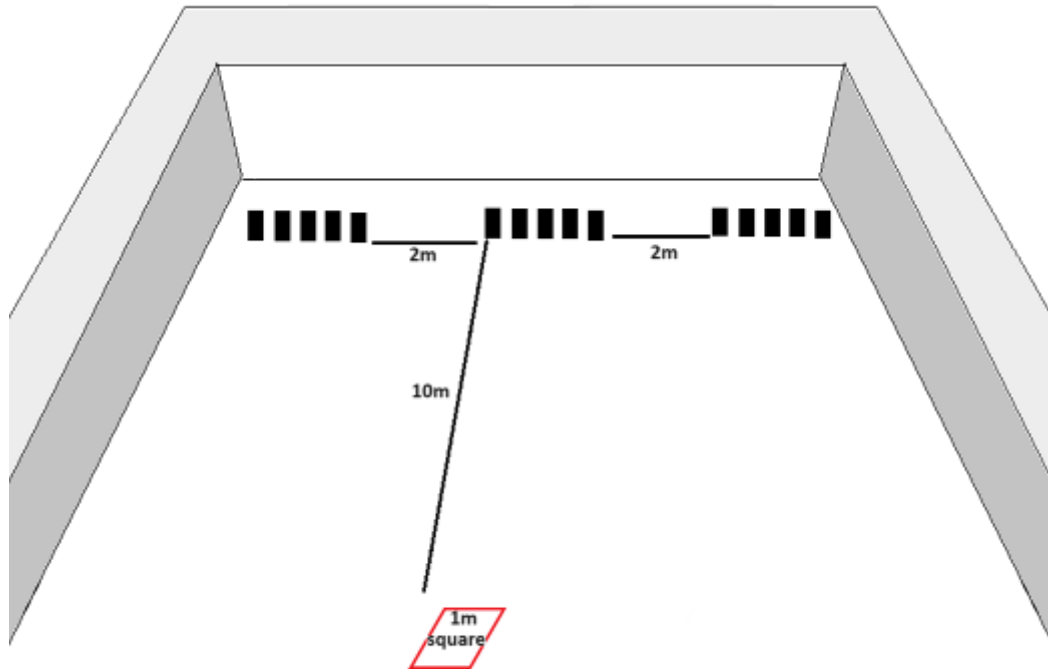


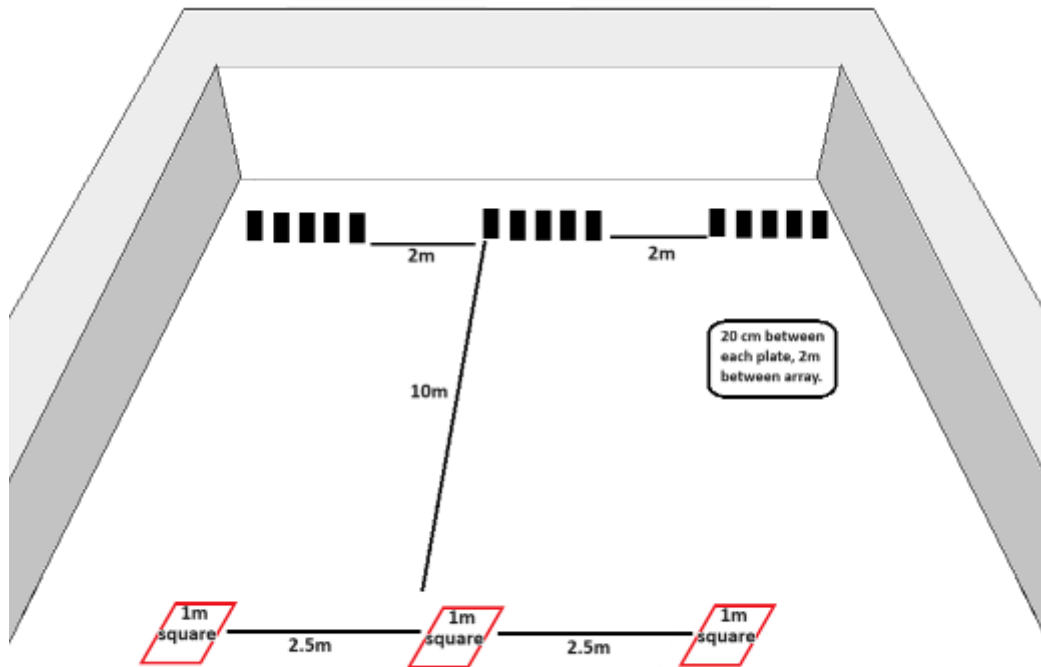
1. TBT Stage 1



CoF	Comstock - Medium	Points	75 p
Targets	15 plates, Total 15 targets	Min rounds	15
Firearm	Shotgun	Match-%	15.79%

Procedure	On audible start signal, shoot one array of 5 targets. Carry out a compulsory reload and shoot a second array. Carry out a second compulsory reload and shoot the remaining array. All shooting is freestyle and the arrays may be shot in any order. Note a reload requires at least one round is loaded into the shotgun.		
Starting position	Standing upright within shooting area. Gun held two hands at hip level Rule 8.2.2.1.		
Firearm ready condition	Loaded Option 1		
Start on	Audible signal		
Stop on	Last shot		
Penalties	As per current edition of rules		
Safety angles	90/90/90 or local MAR.		
Setup notes			

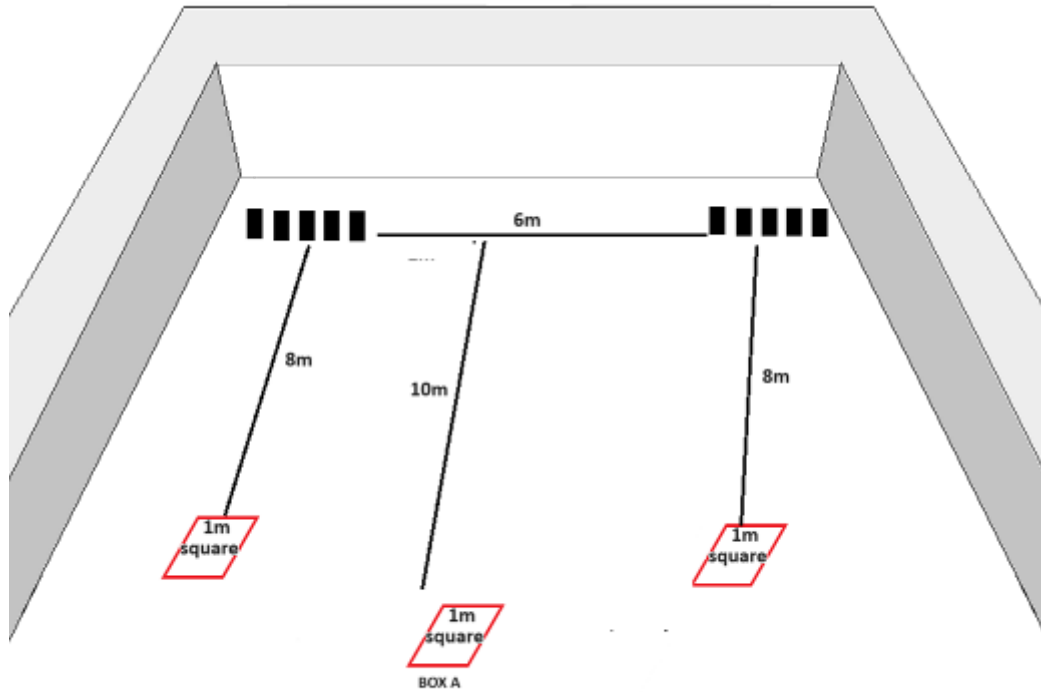
2. TBT Stage 2



CoF	Comstock - Medium	Points	75 p
Targets	15 plates, Total 15 targets	Min rounds	15
Firearm	Shotgun	Match-%	15.79%

Procedure	On audible start signal , engage the middle array of 5 targets, freestyle. Then move to either side box to engage targets in front of each box. Then move to last box to engage remaining targets. Note Targets from the left hand box must be engaged from left shoulder and targets from the right hand box must be engaged from the right shoulder.		
Starting position	Standing upright within centre shooting area Gun held two hands at hip level Rule 8.2.2.1.		
Firearm ready condition	Loaded Option 1		
Start on	Audible signal		
Stop on	Last shot		
Penalties	As per current edition of rules		
Safety angles	L/R		
Setup notes	Use set up from stage 1 with two additional boxes.		

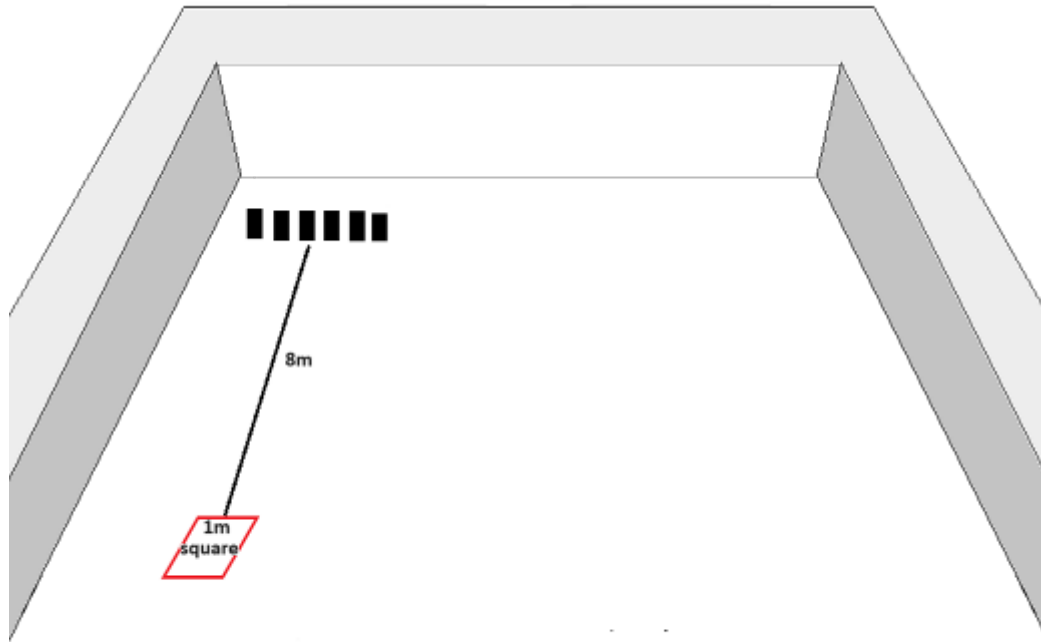
3. TBT Stage 3



CoF	Comstock - Medium	Points	50 p
Targets	10 plates, Total 10 targets	Min rounds	10
Firearm	Shotgun	Match-%	10.53%

Procedure	Start in Box A. On audible start signal, move to either box and engage the targets in front of the box. Move to the other box and engage targets in front. All freestyle.
Starting position	Standing upright within shooting area. Gun held two hands at hip level Rule 8.2.2.1.
Firearm ready condition	Unloaded Option 3
Start on	Audible signal
Stop on	Last shot
Penalties	As per current edition of rules
Safety angles	90/90/90 or local MAR
Setup notes	Use set up from stage 2. Move outside boxes forward to 8 meters. Remove middle target array.

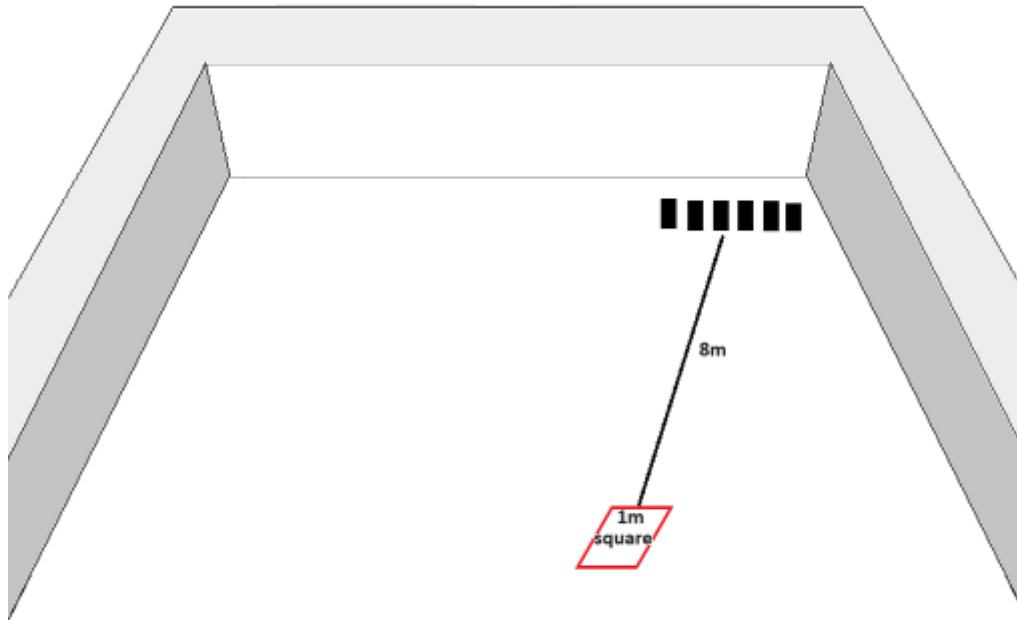
4. TBT Stage 4



CoF	Comstock - Short	Points	30 p
Targets	6 plates, Total 6 targets	Min rounds	6
Firearm	Shotgun	Match-%	6.32%

Procedure	On audible start signal, shoot targets Load 1, shoot 1. This stage is shot with stage 5.		
Starting position	Standing upright in shooting area, gun held in two hands at hip level. Rule 8.2.2.1.		
Firearm ready condition	Unloaded Option 3		
Start on	Audible signal		
Stop on	Last shot		
Penalties	As per current edition of rules		
Safety angles	90/90/90 or local MAR		
Setup notes	Use left hand array of stage 3, add an extra target.		

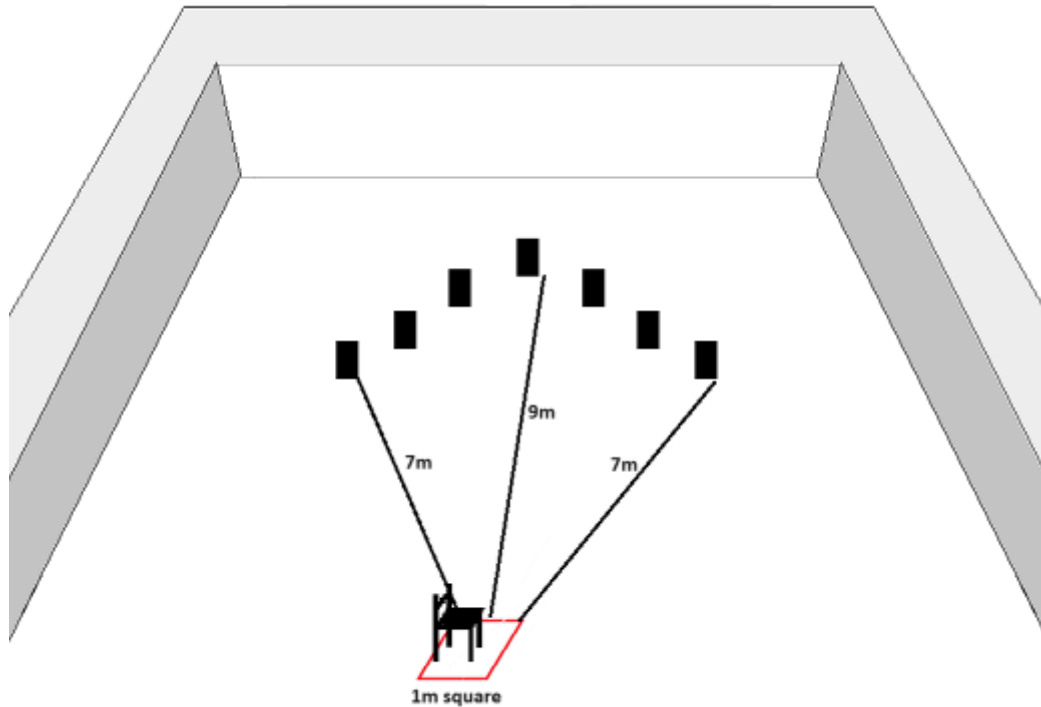
5. TBT Stage 5



CoF	Comstock - Short	Points	30 p
Targets	6 plates, Total 6 targets	Min rounds	6
Firearm	Shotgun	Match-%	6.32%

Procedure	On audible start signal, shoot targets freestyle. This stage is shot with stage 4.
Starting position	Standing upright. Shotgun held at trail in either hand. Other hand hanging naturally by your side.
Firearm ready condition	Loaded Option 2
Start on	Audible signal
Stop on	Last shot
Penalties	As per current edition of rules
Safety angles	90/90/90 or local MAR
Setup notes	Use Stage 3 set up, right hand side. Add an extra target.

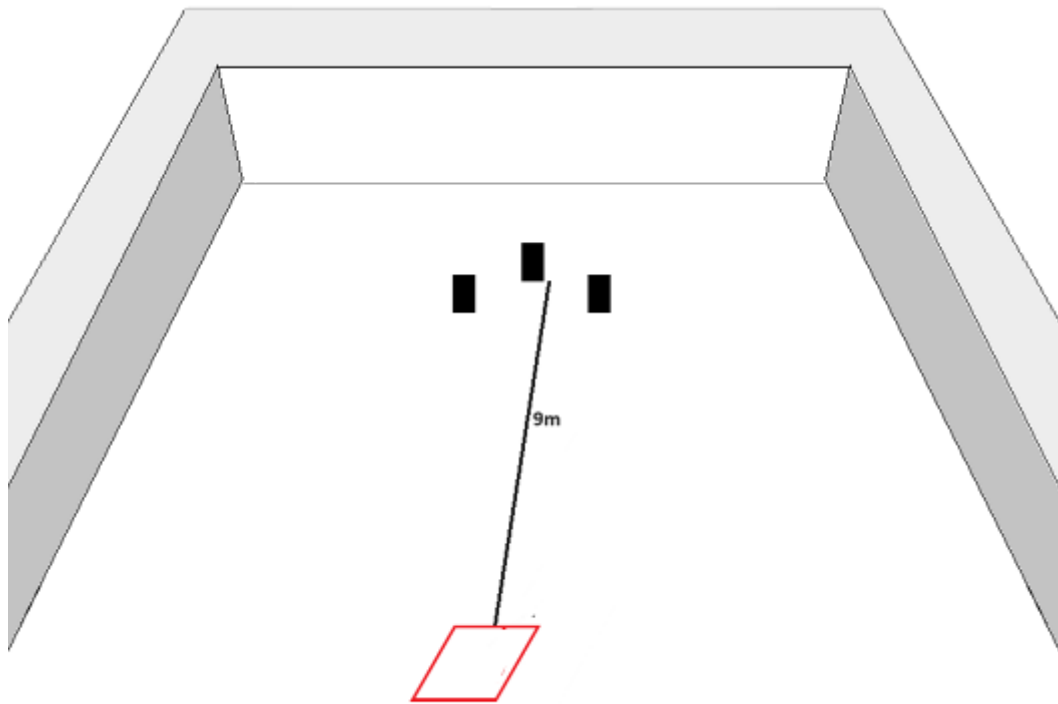
6. TBT Stage 6



CoF	Comstock - Short	Points	35 p
Targets	7 plates, Total 7 targets	Min rounds	7
Firearm	Shotgun	Match-%	7.37%

Procedure	On audible start signal, engage targets from a seated position. Note a compulsory reload must be carried out after your first shot and before your last shot.
Starting position	Seated on chair, gun held in two hands resting across thighs. Chair may face either way.
Firearm ready condition	Loaded Option 1
Start on	Audible signal
Stop on	Last shot
Penalties	As per current edition of rules
Safety angles	90/90/90 or local MAR
Setup notes	

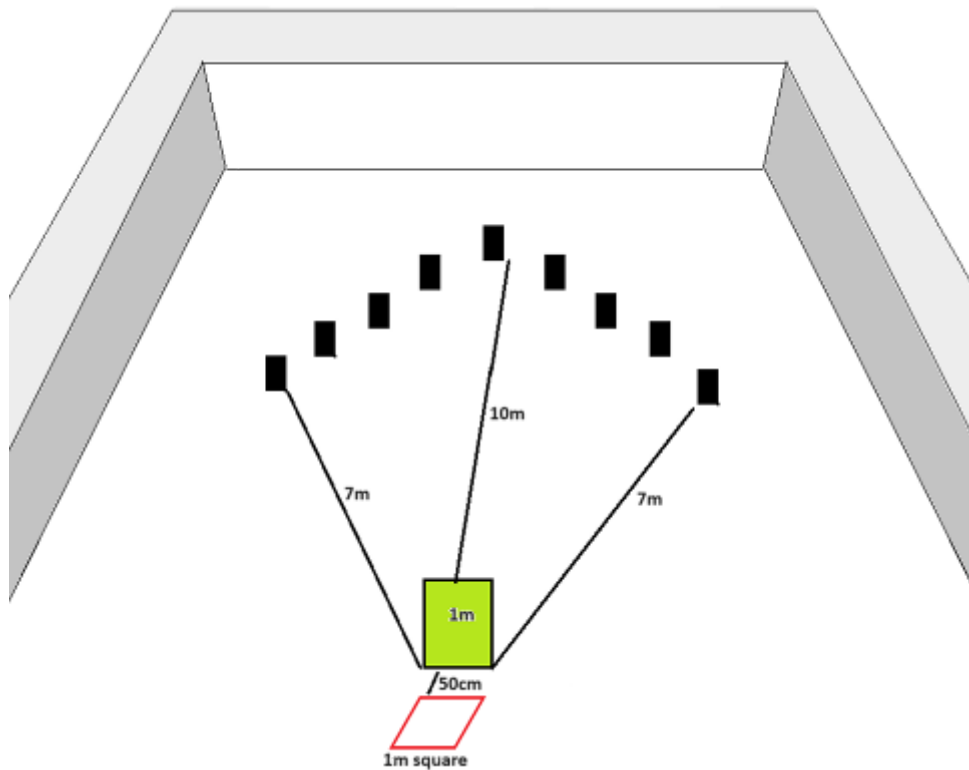
7. TBT Stage 7



CoF	Comstock - Short	Points	15 p
Targets	3 plates, Total 3 targets	Min rounds	3
Firearm	Shotgun	Match-%	3.16%

Procedure	On audible start signal, engage targets freestyle		
Starting position	Standing with back to targets. Gun held at trail in weak hand (muzzle towards targets) Other hand hanging naturally by your side,		
Firearm ready condition	Loaded Option 1		
Start on	Audible signal		
Stop on	Last shot		
Penalties	As per current edition of rules		
Safety angles	90/90/90 or local MAR		
Setup notes	use middle three target and shooting box from stage 6		

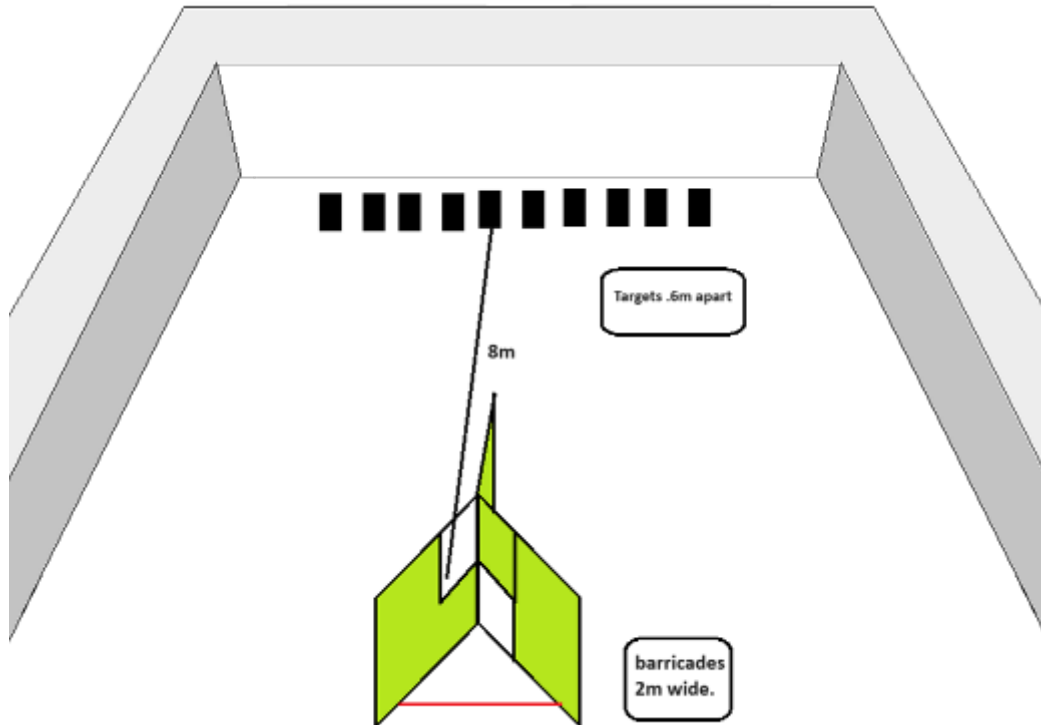
8. TBT Stage 8



CoF	Comstock - Medium	Points	45 p
Targets	9 plates, Total 9 targets	Min rounds	9
Firearm	Shotgun	Match-%	9.47%

Procedure	On audible start signal, engage T1 - T4 around left hand side of barricade and T6 to T9 around the right hand side. T5 may be taken from either side.		
Starting position	Standing upright anywhere within the shooting area. Gun held in two hands at hip level. Rule 8.2.2.1		
Firearm ready condition	Loaded Option 1		
Start on	Audible signal		
Stop on	Last shot		
Penalties	As per current edition of rules		
Safety angles	90/90/90 or local MAR		
Setup notes	Use set up from stage 6. place barricade behind St 6 shooting box. Gap of 50cm from barricade to new shooting box.		

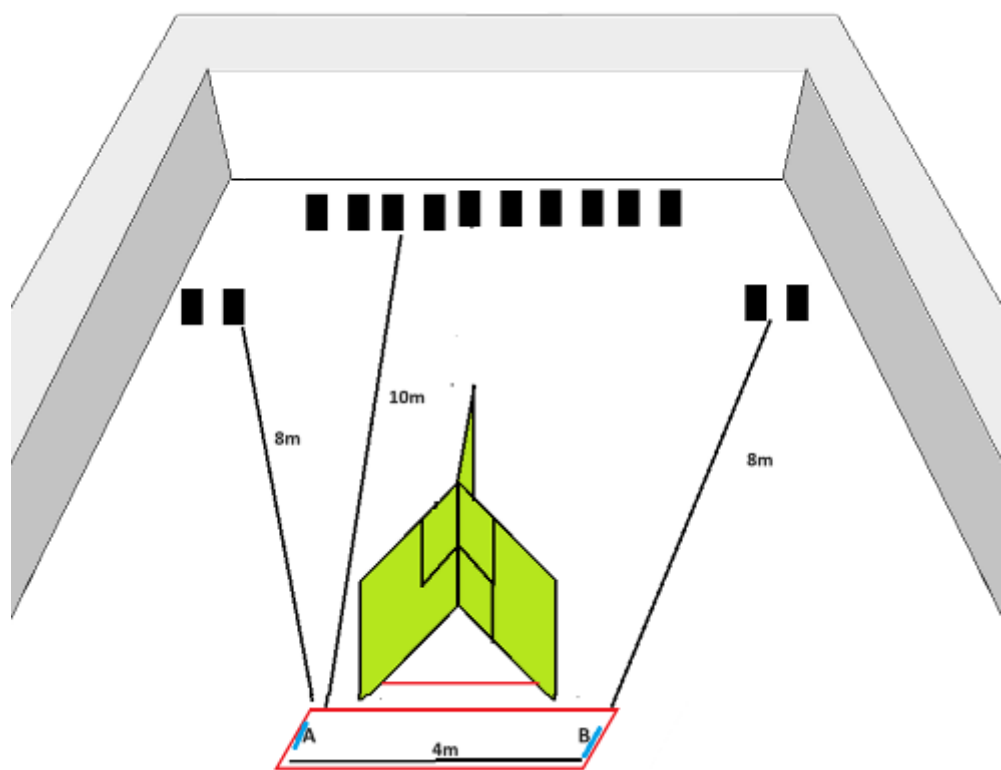
9. TBT Stage 9



CoF	Comstock - Medium	Points	50 p
Targets	10 plates, Total 10 targets	Min rounds	10
Firearm	Shotgun	Match-%	10.53%

Procedure	On audible start signal, engage targets as they become visible.
Starting position	Standing upright anywhere within shooting area. Gun held in two hands at hip level. Rule 8.2.2.1.
Firearm ready condition	Loaded Option 1
Start on	Audible signal
Stop on	Last shot
Penalties	As per current edition of rules
Safety angles	90/90/90 or local MAR.
Setup notes	

10. TBT Stage 10



CoF	Comstock - Medium	Points	70 p
Targets	14 plates, Total 14 targets	Min rounds	14
Firearm	Shotgun	Match-%	14.74%
Procedure	On audible start signal engage targets as they become visible.		
Starting position	Standing upright with one foot touching either mark at A or B. Gun held in two hands at hip level. Rule 8.2.2.1		
Firearm ready condition	Loaded Option 1		
Start on	Audible signal		
Stop on	Last shot		
Penalties	As per current edition of rules		
Safety angles	90/90/90		
Setup notes	Use stage 9 set up. Block apertures. Add two targets either end of array.		