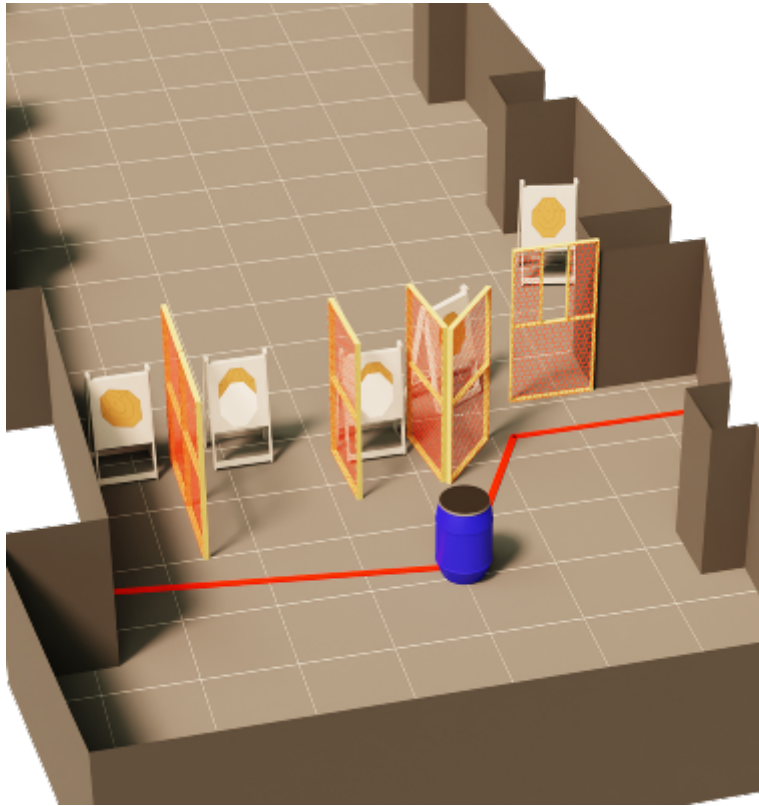



1. Tåsen bane 1 short



CoF	Comstock - Short	Points	50 p
Targets	5 paper, 2 no-shoot, Total 5 targets	Min rounds	10
Firearm	Handgun	Match-%	4.55%

Procedure	On signal, engage all targets with weak hand only.
Starting position	Anywhere within the demarcated area.
Firearm ready condition	Loaded, Lying on barrel. All additional magazines to be used on barrel.
Start on	Audible signal
Stop on	Last shot
Penalties	As per current edition of rules
Safety angles	90 degrees L/R
Setup notes	

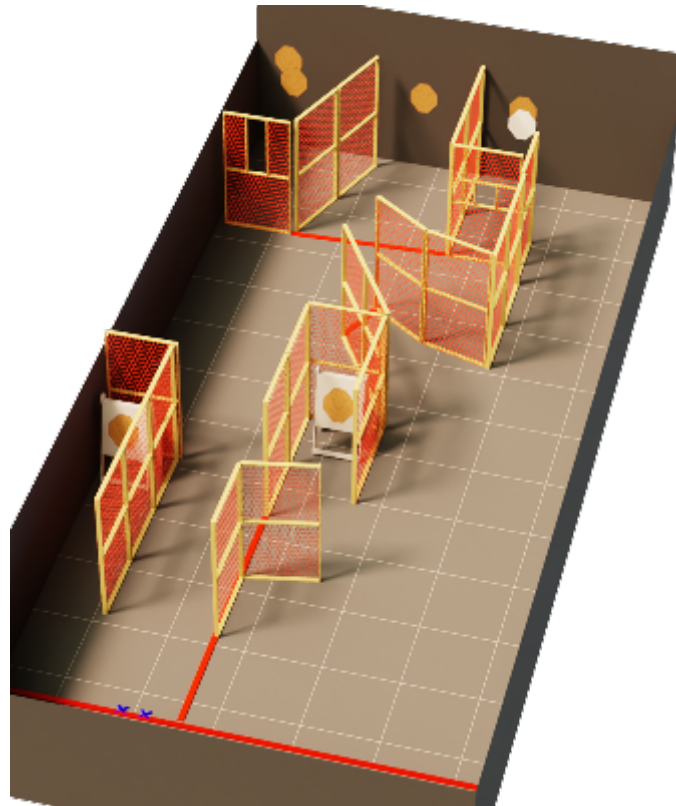
2. Tåsen bane 1 medium



CoF	Comstock - Medium	Points	120 p
Targets	11 paper, 2 popper, 3 no-shoot, Total 13 targets	Min rounds	24
Firearm	Handgun	Match-%	10.91%

Procedure	On signal, engage all targets. Popper P1 activates moving target IT10. Moving target will remain visible at rest.
Starting position	Anywhere within the demarcated area.
Firearm ready condition	Loaded and holstered
Start on	Audible signal
Stop on	Last shot
Penalties	As per current edition of rules
Safety angles	90 degrees L/R
Setup notes	White popper is no-shoot

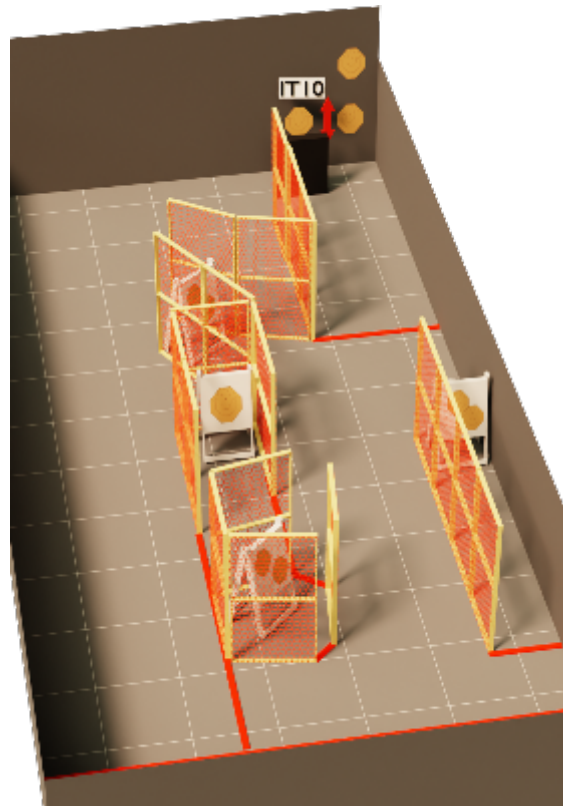
3. Tåsen bane 2 short



CoF	Comstock - Short	Points	60 p
Targets	6 paper, 1 no-shoot, Total 6 targets	Min rounds	12
Firearm	Handgun	Match-%	5.45%

Procedure	On signal, engage all targets.
Starting position	Heels touching blue marks.
Firearm ready condition	Holstered, chamber and magwel empty
Start on	Audible signal
Stop on	Last shot
Penalties	As per current edition of rules
Safety angles	90 degrees L/R
Setup notes	

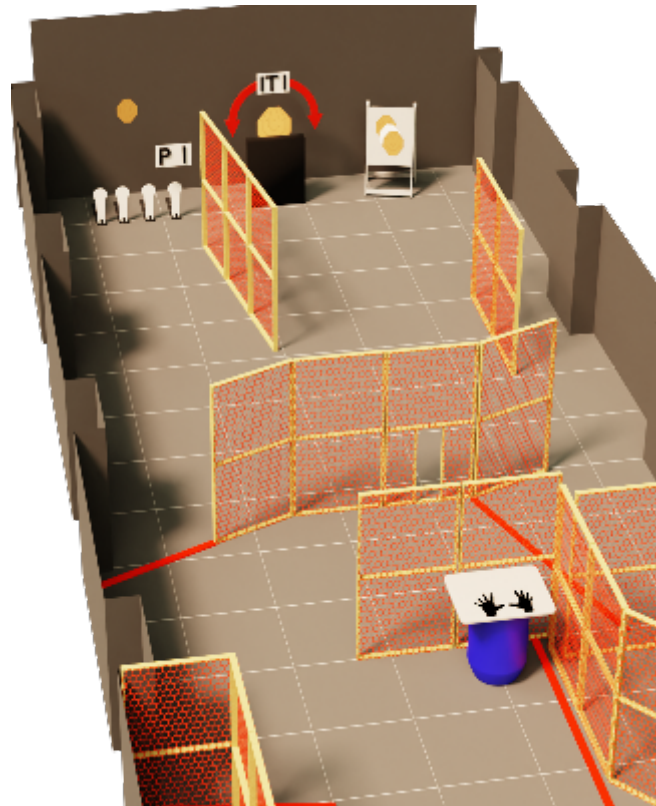
4. Tåsen bane 2 medium



CoF	Comstock - Medium	Points	100 p
Targets	10 paper, Total 10 targets	Min rounds	20
Firearm	Handgun	Match-%	9.09%

Procedure	On signal engage all targets. Pulling handle release moving target IT10. Moving target will remain visible at rest.
Starting position	Anywhere within the demarcated area
Firearm ready condition	Loaded and holstered
Start on	Audible signal
Stop on	Last shot
Penalties	As per current edition of rules
Safety angles	90 degrees L/R
Setup notes	

5. Tåsen bane 3 short



CoF	Comstock - Short	Points	60 p
Targets	4 paper, 4 popper, 1 no-shoot, Total 8 targets	Min rounds	12
Firearm	Handgun	Match-%	5.45%

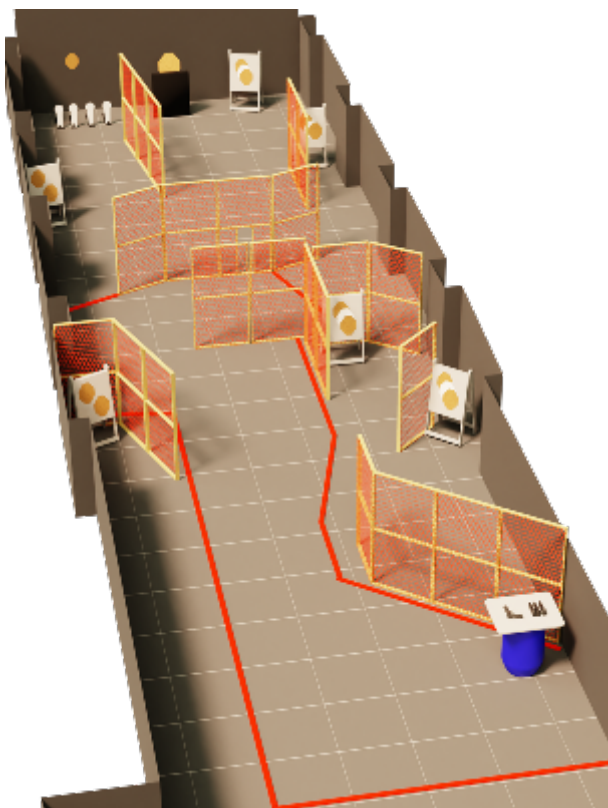
Procedure	On signal, engage all targets. Popper P1 activates moving target IT1. Moving target will remain visible at rest.
Starting position	Both hands on table as demonstrated.
Firearm ready condition	Loaded and holstered
Start on	Audible signal
Stop on	Last shot
Penalties	As per current edition of rules
Safety angles	90 degrees L/R
Setup notes	

6. Tåsen bane 3 long

OBS!

READY CONDITION:
Chamber and magwell empty.
Laying flat on barrel. All magazines to be used on barrel.

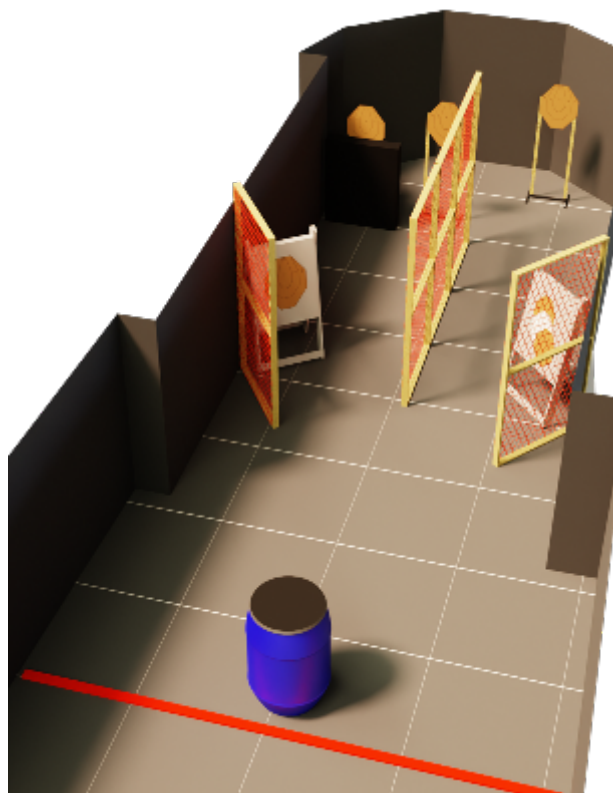
START POSITION:
Standing behind barrel.



CoF	Comstock - Long	Points	160 p
Targets	14 paper, 4 popper, 2 no-shoot, Total 18 targets	Min rounds	32
Firearm	Handgun	Match-%	14.55%

Procedure	On signal engage all targets.
Starting position	Heels touching blue marks.
Firearm ready condition	Chamber and magwell empty, lying on barrel down range. All magazines to be used must be placed on barrel up range.
Start on	Audible signal
Stop on	Last shot
Penalties	As per current edition of rules
Safety angles	90 degrees L/R
Setup notes	


7. St. Hans Haugen bane 1 short



CoF	Comstock - Short	Points	60 p
Targets	6 paper, 2 no-shoot, Total 6 targets	Min rounds	12
Firearm	Handgun	Match-%	5.45%

Procedure	On signal, engage all targets with strong hand only.
Starting position	Anywhere within the demarcated area.
Firearm ready condition	Gun loaded, lying on barrel.
Start on	Audible signal
Stop on	Last shot
Penalties	As per current edition of rules
Safety angles	90 degrees L/R
Setup notes	

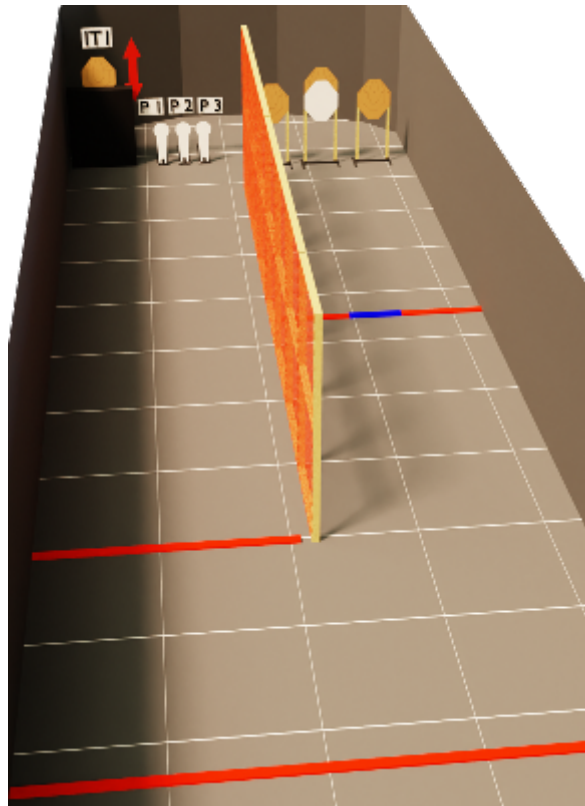
8. St. Hans Haugen bane 1 long



CoF	Comstock - Long	Points	125 p
Targets	11 paper, 3 popper, 5 no-shoot, Total 14 targets	Min rounds	25
Firearm	Handgun	Match-%	11.36%

Procedure	On signal, engage all targets. Popper P2 activates moving target IT9. Moving target will remain visible at rest.
Starting position	Anywhere within the demarcated area.
Firearm ready condition	Loaded and holstered.
Start on	Audible signal
Stop on	Last shot
Penalties	As per current edition of rules
Safety angles	90 degrees L/R
Setup notes	

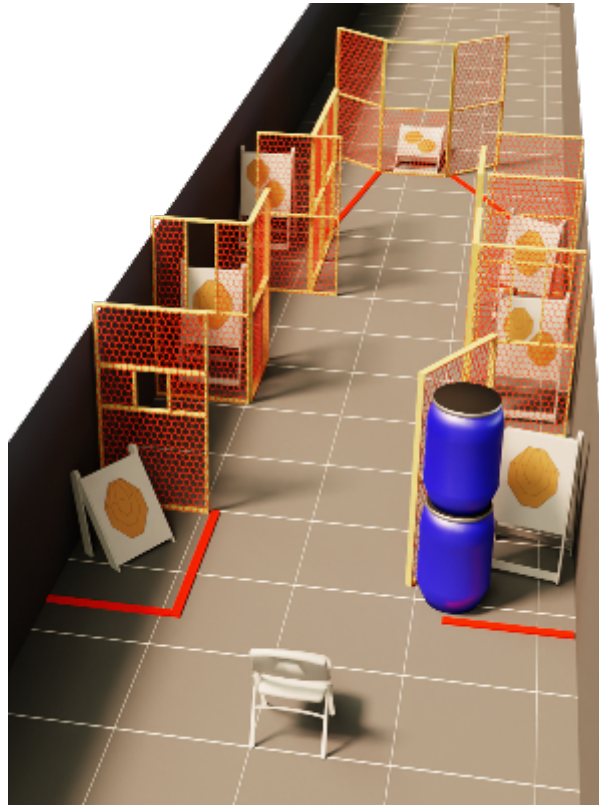
9. St. Hans Haugen bane 2 short



CoF	Comstock - Short	Points	55 p
Targets	4 paper, 3 popper, 1 no-shoot, Total 7 targets	Min rounds	11
Firearm	Handgun	Match-%	5.00%

Procedure	On signal, engage all targets. Popper P1, P2 and P3 activates moving target IT1. (First popper to fall activates the moving target). Moving target will remain visible at rest.
Starting position	Toes touching blue mark.
Firearm ready condition	Loaded and holstered.
Start on	Audible signal
Stop on	Last shot
Penalties	As per current edition of rules
Safety angles	90 degrees L/R
Setup notes	


10. St. Hans Haugen bane 2 medium



CoF	Comstock - Medium	Points	100 p
Targets	10 paper, Total 10 targets	Min rounds	20
Firearm	Handgun	Match-%	9.09%

Procedure	On signal, engage all targets.
Starting position	Sitting in chair, hands on knees.
Firearm ready condition	Holstered, chamber and magwell empty.
Start on	Audible signal
Stop on	Last shot
Penalties	As per current edition of rules
Safety angles	90 degrees L/R
Setup notes	

11. St. Hans Haugen bane 3 short



CoF	Comstock - Short	Points	55 p
Targets	4 paper, 3 popper, Total 7 targets	Min rounds	11
Firearm	Handgun	Match-%	5.00%


Procedure	On signal, engage all targets.
Starting position	Toes touching blue mark.
Firearm ready condition	Loaded and holstered.
Start on	Audible signal
Stop on	Last shot
Penalties	As per current edition of rules
Safety angles	90 degrees L/R
Setup notes	

12. St. Hans Haugen bane 3 long

OBS!

READY CONDITION:
Gun laying on table, chamber and magwell empty.

PROCEDURE:
On signal, engage all targets.
Pull the rope to open the hatches.
Popper P1 activates moving target IT12.
Popper P3 activates moving target IT13.



CoF	Comstock - Long	Points	155 p
Targets	13 paper, 3 popper, 2 plates, 2 no-shoot, Total 18 targets	Min rounds	31
Firearm	Handgun	Match-%	14.09%

Procedure	On signal, engage all targets. Popper P1 activates moving target IT12. Popper P3 activates moving target IT13.
Starting position	Anywhere within the demarcated area
Firearm ready condition	Gun laying on table, chamber and magwell empty.
Start on	Audible signal
Stop on	Last shot
Penalties	As per current edition of rules
Safety angles	90 degrees L/R
Setup notes	