


1. 1. Stage



CoF	Comstock - Long	Points	160 p
Targets	16 paper, Total 16 targets	Min rounds	32
Firearm	Handgun	Match-%	13.39%

Procedure	On signal engage targets.
Starting position	Standing, Hands touching mark, as demonstrated by the RO.
Firearm ready condition	Unloaded, empty chamber, empty magwell, revolver cylinder is empty.
Start on	Audible signal
Stop on	Last shot
Penalties	As per current edition of rules
Safety angles	Flag L/R, once passing the flags 90/90 following the shooter down range.
Setup notes	

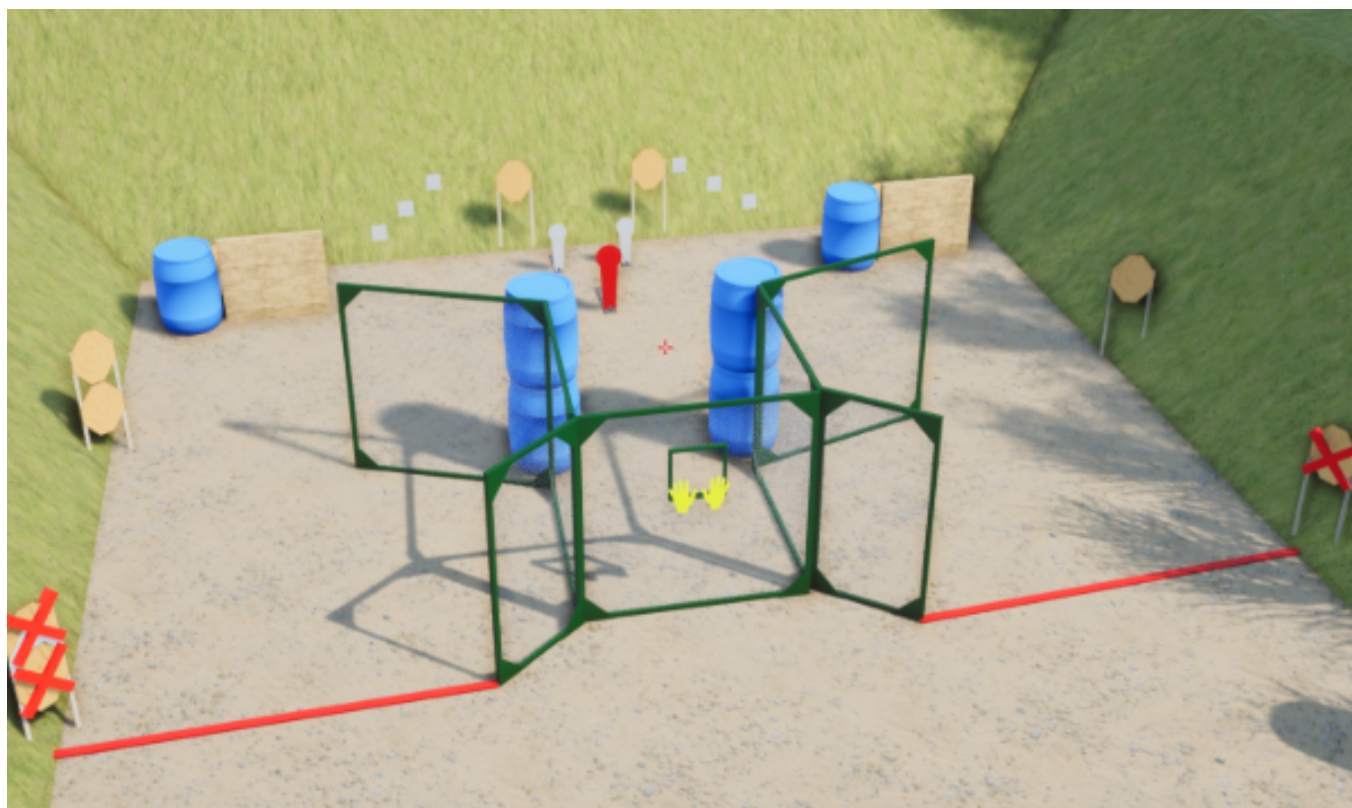
2. Stage 2 - Stronghand



CoF	Comstock - Short	Points	60 p
Targets	5 paper, 2 popper, Total 7 targets	Min rounds	12
Firearm	Handgun	Match-%	5.02%

Procedure	On signal engage targets. STRONGHAND ONLY
Starting position	Standing, in front of barrel, as demonstrated by the RO.
Firearm ready condition	Loaded, lying flat on barrel, pointing down range.
Start on	Audible signal
Stop on	Last shot
Penalties	As per current edition of rules
Safety angles	L/RFlag L/R, once passing the flags 90/90 following the shooter down range.
Setup notes	

3. Stage 3



CoF	Comstock - Medium	Points	110 p
Targets	7 paper, 2 popper, 6 plates, Total 15 targets	Min rounds	22
Firearm	Handgun	Match-%	9.21%

Procedure	On signal engage targets. MP1 activates T3, MP2 activates T6 witch will be visible at rest.
Starting position	Standing, hands touching window, as demonstrated by the RO.
Firearm ready condition	
Start on	Audible signal
Stop on	Last shot
Penalties	As per current edition of rules
Safety angles	L/R
Setup notes	


4. Stage 4



CoF	Comstock - Medium	Points	90 p
Targets	7 paper, 1 popper, 3 plates, Total 11 targets	Min rounds	18
Firearm	Handgun	Match-%	7.53%

Procedure	On signal engage targets. MP1 activates T7 witch will be visible at rest.
Starting position	Standing anywhere, as demonstrated by the RO.
Firearm ready condition	
Start on	Audible signal
Stop on	Last shot
Penalties	As per current edition of rules
Safety angles	L/R
Setup notes	


5. Stage 5



CoF	Comstock - Medium	Points	110 p
Targets	10 paper, 2 popper, Total 12 targets	Min rounds	22
Firearm	Handgun	Match-%	9.21%

Procedure	On signal engage targets. MP1 activates T8, MP2 activates T5 witch will be visible at rest.
Starting position	Standing anywhere, as demonstrated by the RO.
Firearm ready condition	
Start on	Audible signal
Stop on	Last shot
Penalties	As per current edition of rules
Safety angles	L/R
Setup notes	


6. Stage 6



CoF	Comstock - Short	Points	60 p
Targets	5 paper, 2 popper, Total 7 targets	Min rounds	12
Firearm	Handgun	Match-%	5.02%

Procedure	On signal engage targets. MP1 activates T5, MP2 activates T2 witch will be visible at rest.
Starting position	Standing anywhere, as demonstrated by the RO.
Firearm ready condition	Unloaded, empty chamber, empty magwell, lying flat on one barrel, all magaines to be used on the other barrel.
Start on	Audible signal
Stop on	Last shot
Penalties	As per current edition of rules
Safety angles	L/R
Setup notes	

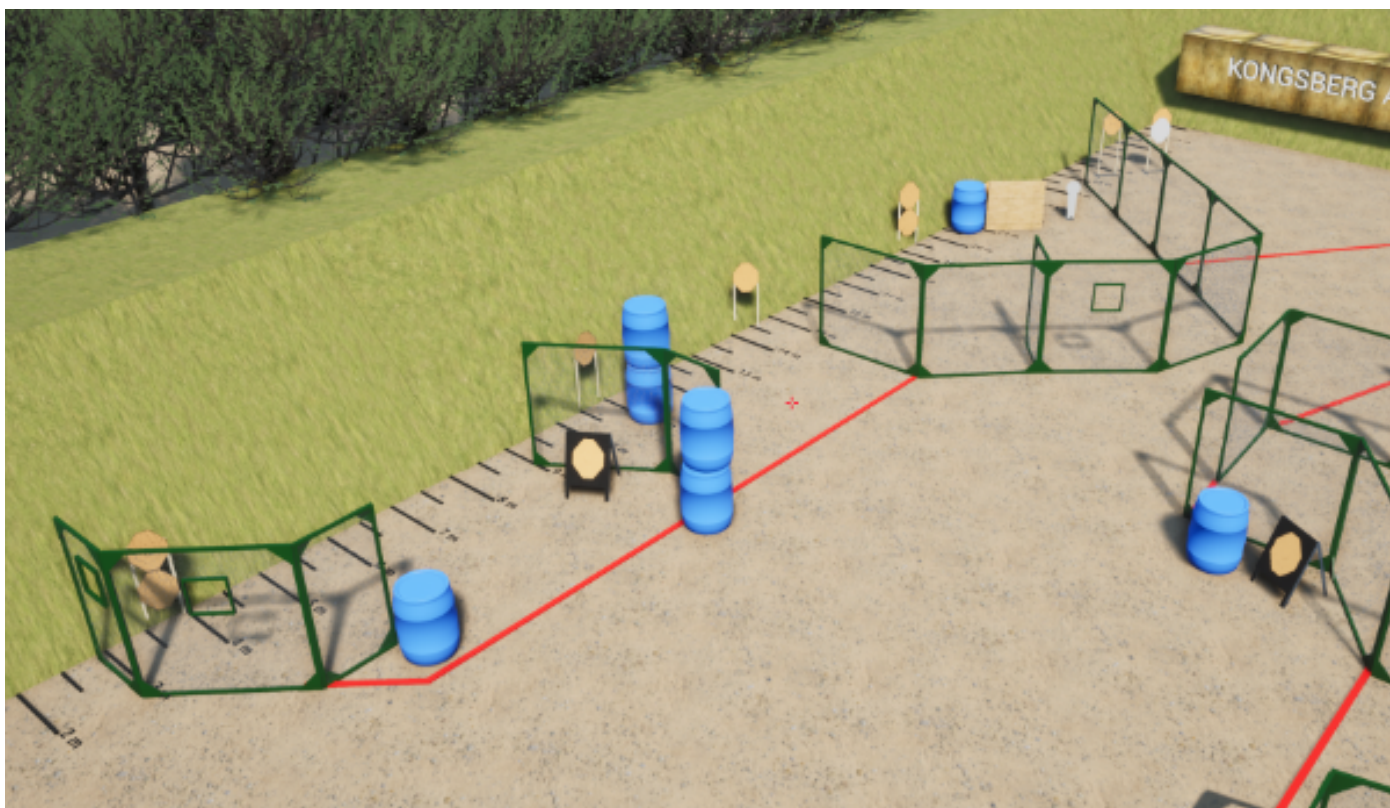
7. Stage 7 - Weakhand



CoF	Comstock - Short	Points	60 p
Targets	5 paper, 1 popper, 1 plates, Total 7 targets	Min rounds	12
Firearm	Handgun	Match-%	5.02%

Procedure	On signal engage targets WEAKHAND ONLY!!! MP2 activates T3 witch will be visible at rest.
Starting position	Standing anywhere, as demonstrated by the RO.
Firearm ready condition	Loaded, lying flat on barrel.
Start on	Audible signal
Stop on	Last shot
Penalties	As per current edition of rules
Safety angles	Flag to the right and 90 to the left
Setup notes	


8. Stage 8



CoF	Comstock - Medium	Points	105 p
Targets	10 paper, 1 popper, Total 11 targets	Min rounds	21
Firearm	Handgun	Match-%	8.79%

Procedure	On signal engage targets.
Starting position	Standing anywhere, as demonstrated by the RO.
Firearm ready condition	
Start on	Audible signal
Stop on	Last shot
Penalties	As per current edition of rules
Safety angles	Flag to the left and 90 to the right
Setup notes	


9. Stage 9



CoF	Comstock - Long	Points	160 p
Targets	12 paper, 3 popper, 5 plates, Total 20 targets	Min rounds	32
Firearm	Handgun	Match-%	13.39%

Procedure	On signal engage targets. MP1 activates T3, P1 activates T12 witch will be visible at rest.
Starting position	Standing anywhere, as demonstrated by the RO.
Firearm ready condition	
Start on	Audible signal
Stop on	Last shot
Penalties	As per current edition of rules
Safety angles	L/R
Setup notes	


10. Stage 10



CoF	Comstock - Long	Points	160 p
Targets	13 paper, 1 popper, 5 plates, Total 19 targets	Min rounds	32
Firearm	Handgun	Match-%	13.39%

Procedure	On signal engage targets. MP1 activates T7 witch will be visible at rest.
Starting position	Standing anywhere, as demonstrated by the RO.
Firearm ready condition	
Start on	Audible signal
Stop on	Last shot
Penalties	As per current edition of rules
Safety angles	L/R
Setup notes	

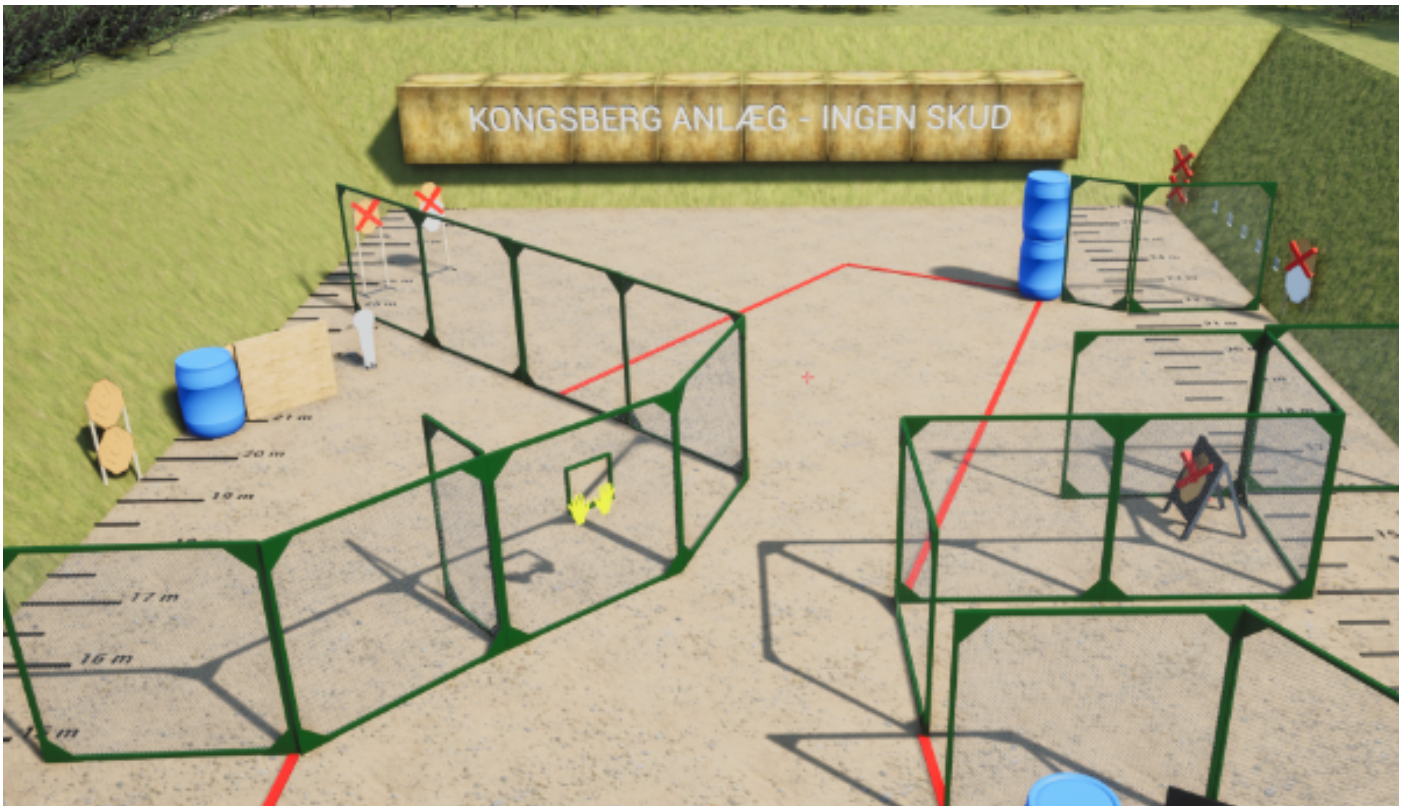
11. Stage 11



CoF	Comstock - Short	Points	60 p
Targets	4 paper, Total 4 targets	Min rounds	12
Firearm	Handgun	Match-%	5.02%

Procedure	On signal engage targets with a minimum of 3 short per paper target.
Starting position	Standing hands touching barrel, as demonstrated by the RO.
Firearm ready condition	Unloaded, chamber empty, magazine inserted, Revolver is loaded.
Start on	Audible signal
Stop on	Last shot
Penalties	As per current edition of rules
Safety angles	Flag to the right and 90 to the left
Setup notes	

12. Stage 12



CoF	Comstock - Short	Points	60 p
Targets	3 paper, 1 popper, 5 plates, Total 9 targets	Min rounds	12
Firearm	Handgun	Match-%	5.02%

Procedure	On signal engage targets.
Starting position	Standing hands touching window, as demonstrated by the RO.
Firearm ready condition	
Start on	Audible signal
Stop on	Last shot
Penalties	As per current edition of rules
Safety angles	Flag to the left and 90 to the right
Setup notes	