


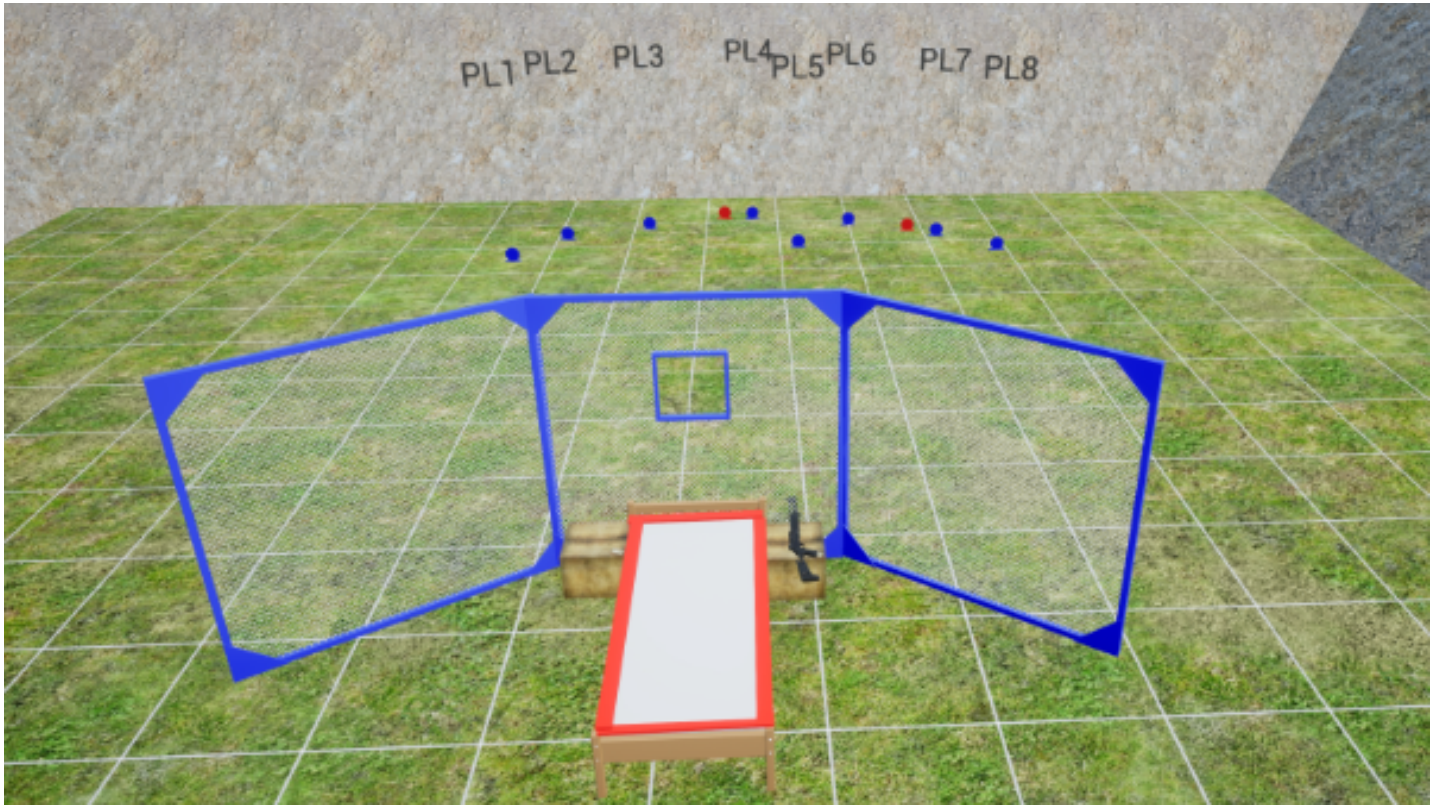
1. Forrest



CoF	Comstock - Short	Points	40 p
Targets	8 plates, 1 no-shoot, Total 8 targets	Min rounds	8
Firearm	Shotgun	Match-%	4.82%

Procedure	Upon signal, engage targets. Birdshot only.
Starting position	Sitting on chair, holding shotgun in strong hand as demonstrated by RO, gun barrel resting on the barricade with muzzle pointing downrange.
Firearm ready condition	Gun ready condition is option 1, loaded
Start on	Audible signal
Stop on	Last shot
Penalties	As per current edition of rules
Safety angles	L/R
Setup notes	

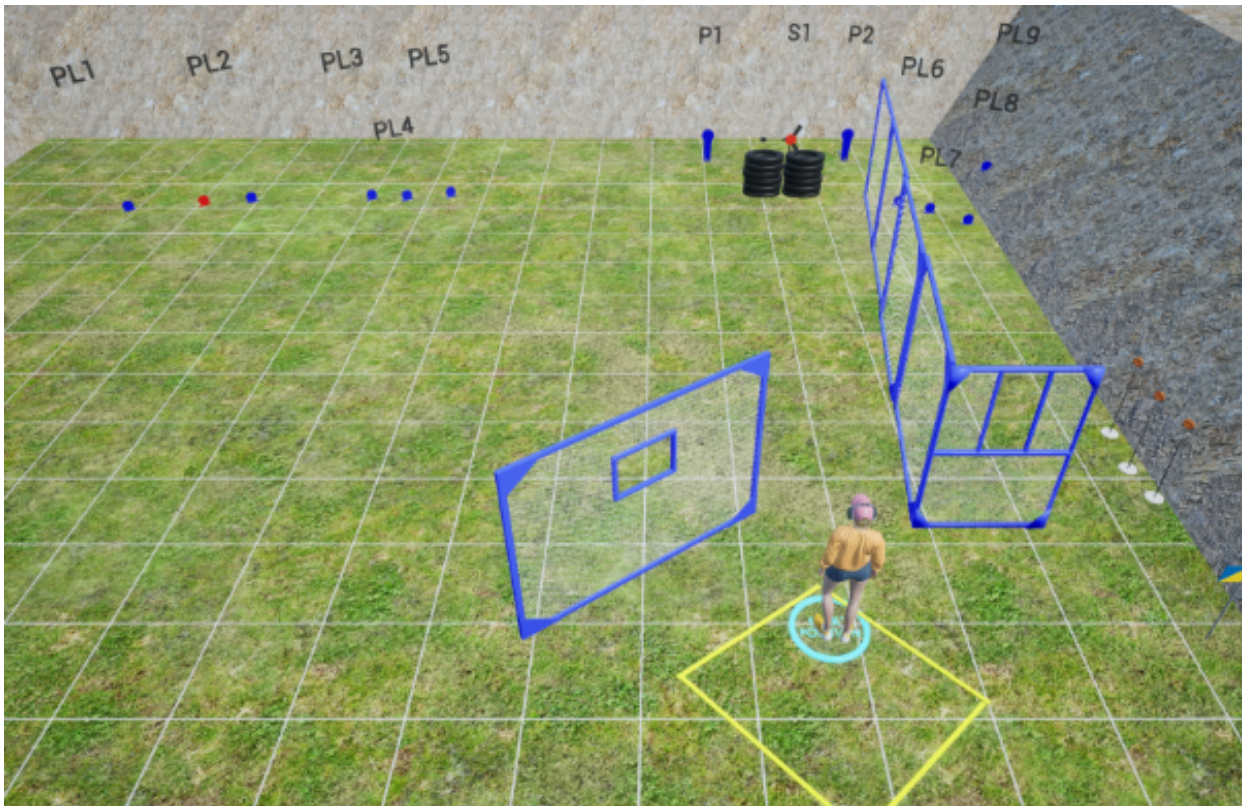
2. Range A



CoF	Comstock - Short	Points	40 p
Targets	8 plates, 2 no-shoot, Total 8 targets	Min rounds	8
Firearm	Shotgun	Match-%	4.82%

Procedure	Upon signal , engage targets from within the bed. Birdshot only.
Starting position	Lying flat on the back on top of the bed as demonstrated by RO.
Firearm ready condition	Gun is placed on either side of the bed with the stock on the floor and muzzle pointing downrange. Gun ready condition is loaded, option 2.
Start on	Audible signal
Stop on	Last shot
Penalties	As per current edition of rules
Safety angles	90 degrees in all directions
Setup notes	

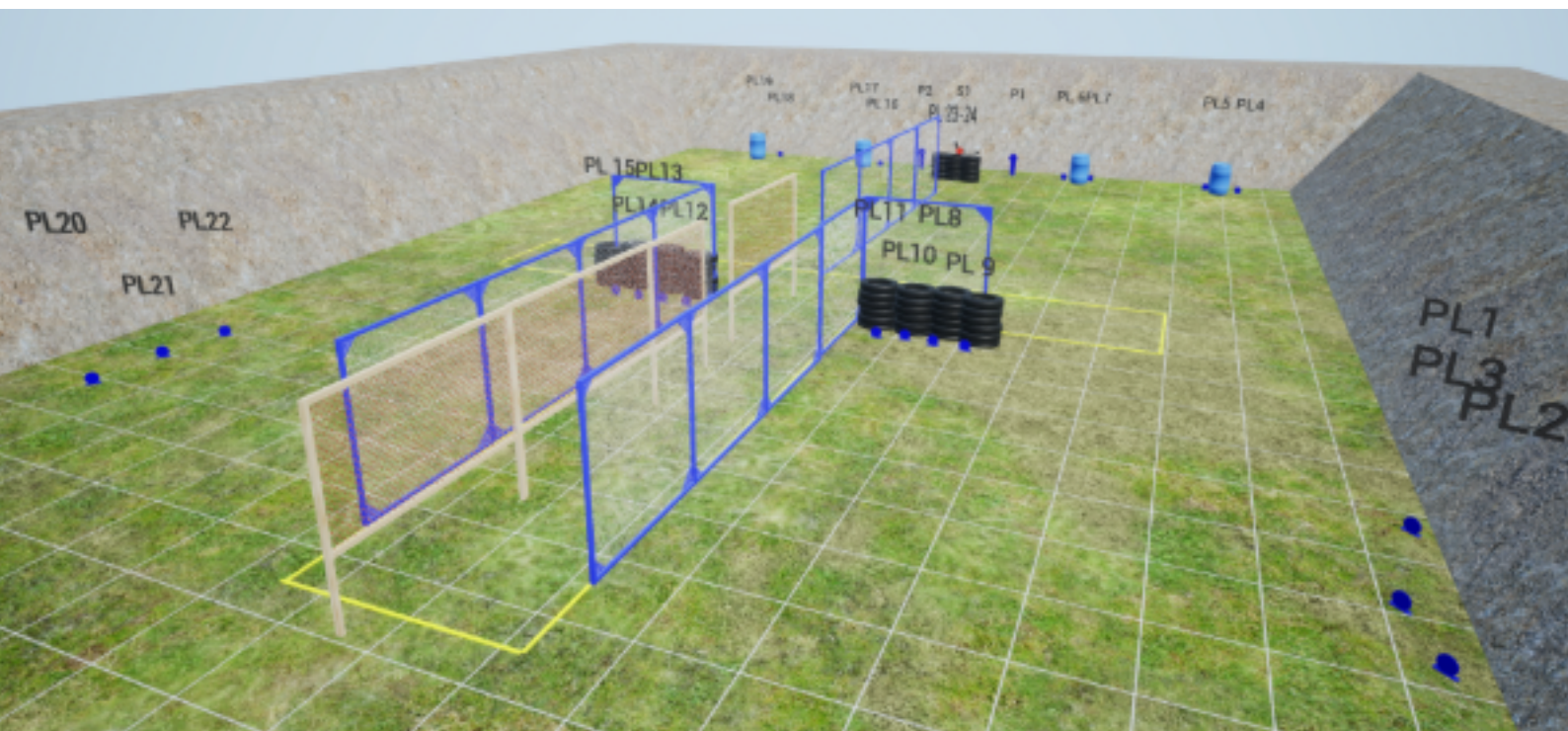
3. Range B



CoF	Comstock - Medium	Points	80 p
Targets	2 popper, 11 plates, 3 frangible, 1 no-shoot, Total 16 targets	Min rounds	16
Firearm	Shotgun	Match-%	9.64%

Procedure	Upon signal engage targets. MPP1 releases double plate swinger. Targets will be visible at rest. Birdshot only.
Starting position	<u>Standing erect with toes touching mark, the shotgun in ready condition held in both hands, stock touching the competitor at hip level, barrel parallel to the ground, trigger guard downwards, muzzle pointing downrange and fingers outside the trigger guard. as demonstrated by RO</u>
Firearm ready condition	Loaded, option 1
Start on	Audible signal
Stop on	Last shot
Penalties	As per current edition of rules
Safety angles	90 degrees in all directions
Setup notes	


4. Range E



CoF	Comstock - Long	Points	130 p
Targets	2 popper, 24 plates, Total 26 targets	Min rounds	26
Firearm	Shotgun	Match-%	15.66%

Procedure	Upon start signal, engage targets. MPP 1 or MPP 2 releases double plate swinger. Targets will be visible at rest. Birdshot only.		
Starting position	Standing erect with the shotgun in the ready condition held in both hands, stock touching the competitor at hip level, barrel parallel to the ground, trigger guard downwards, muzzle point in downrange with fingers outside the trigger guard		
Firearm ready condition	as demonstrated by RO Loaded, option 1		
Start on	Audible signal		
Stop on	Last shot		
Penalties	As per current edition of rules		
Safety angles	90 degrees in all directions		
Setup notes			


5. Range D



CoF	Comstock - Medium	Points	70 p
Targets	3 popper, 11 plates, 1 no-shoot, Total 14 targets	Min rounds	14
Firearm	Shotgun	Match-%	8.43%

Procedure	Upon start signal, engage targets. Birdshot only.
Starting position	Standing erect with toes touching mark, the shotgun in ready condition held in both hands, stick touching the competitor at hip level, barrel parallel to the ground, trigger guard downwards, muzzle pointing downrange and fingers outside the trigger guard as demonstrated by RO
Firearm ready condition	Loaded, option 1
Start on	Audible signal
Stop on	Last shot
Penalties	As per current edition of rules
Safety angles	90 degrees in all directions
Setup notes	


6. 50 m range



CoF	Comstock - Short	Points	60 p
Targets	4 paper, 2 popper, 2 plates, 1 no-shoot, Total 8 targets	Min rounds	8
Firearm	Shotgun	Match-%	7.23%

Procedure	Upon start signal, engage targets.MPP 1 releases the bobber target and MPP2 releases the swinger target. Targets will be visible at rest. 2 best hit on paper target will score. Buckshot only.		
Starting position	<u>Standing erect with the shotgun in ready condition held in both hands, stock touching the competitor at hip level, barrel parallel to the ground, trigger guard downwards, muzzle pointing downrange and with fingers outside the trigger guard as demonstrated by RO</u>		
Firearm ready condition			
Start on	Audible signal		
Stop on	Last shot		
Penalties	As per current edition of rules		
Safety angles	Flags to the L/R		
Setup notes			


7. Range F



CoF	Comstock - Short	Points	40 p
Targets	8 frangible, Total 8 targets	Min rounds	8
Firearm	Shotgun	Match-%	4.82%

Procedure	Upon start signal, engage targets. Birdshot only.
Starting position	Sitting on chair with both hands held on knees as demonstrated by RO. Gun in ready condition is placed on the table with muzzle pointing forwards through the aperture
Firearm ready condition	Loaded, option 1
Start on	Audible signal
Stop on	Last shot
Penalties	As per current edition of rules
Safety angles	Flags to the L/R
Setup notes	


8. Range C



CoF	Comstock - Long	Points	140 p
Targets	1 popper, 25 plates, 2 frangible, 1 no-shoot, Total 28 targets	Min rounds	28
Firearm	Shotgun	Match-%	16.87%

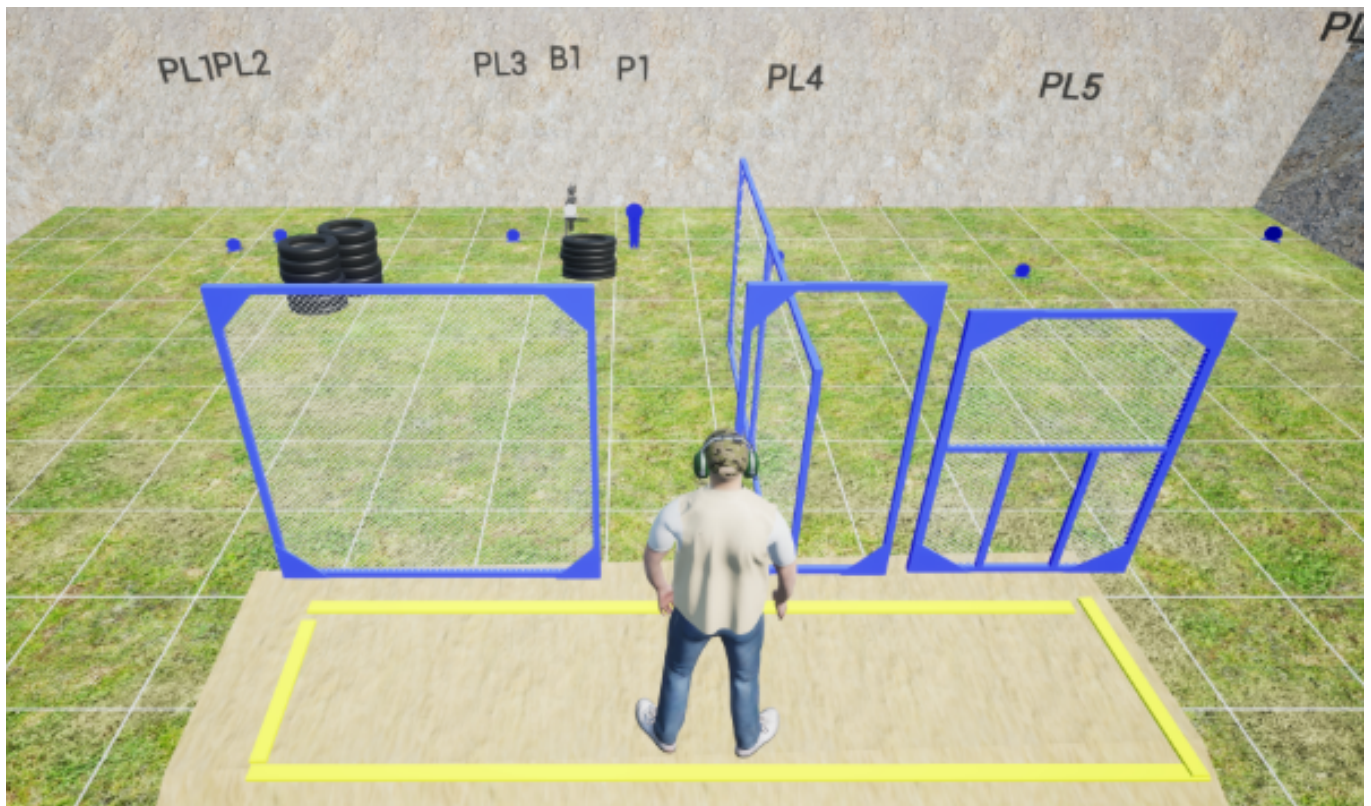
Procedure	Upon start signal, engage targets. MPP 1 releases the double clay swinger. Clays will be visible at rest. Birdshot only.
Starting position	Standing erect with the shotgun in the ready condition held in both hands, stock touching the competitor at hip level, barrel parallel to the ground, trigger guard downwards, muzzle pointing downrange and with fingers outside the trigger guard as demonstrated by RO
Firearm ready condition	Loaded, option 1
Start on	Audible signal
Stop on	Last shot
Penalties	As per current edition of rules
Safety angles	90 degrees in all directions
Setup notes	

9. Rifle range at 200 m



CoF	Comstock - Medium	Points	70 p
Targets	8 plates, 6 frangible, Total 14 targets	Min rounds	14
Firearm	Shotgun	Match-%	8.43%
Procedure	Upon signal, engage targets. Birdshot only.		
Starting position	Standing erect both heels touching mark with the shotgun in the ready condition held in both hands, stock touching the competitor at hip level, barrel parallel to the ground, trigger guard downwards, muzzle pointing downrange and with fingers outside the trigger guard as demonstrated by RO		
Firearm ready condition	Loaded, option 1		
Start on	Audible signal		
Stop on	Last shot		
Penalties	As per current edition of rules		
Safety angles	Flags to the L/R		
Setup notes			



10. Rifle range at 100 m



CoF	Comstock - Short	Points	40 p
Targets	1 popper, 7 plates, Total 8 targets	Min rounds	8
Firearm	Shotgun	Match-%	4.82%

Procedure	Upon start signal, engage targets. MPP 1 releases the bobber plate B1. Target will be visible at rest. Birdshot only.		
Starting position	Standing erect with the shotgun in the ready condition held in both hands, stock touching the competitor at hip level, barrel parallel to the ground, trigger guard downwards, muzzle pointing downrange and with fingers outside the trigger guard as demonstrated by RO		
Firearm ready condition	Unloaded, option 3		
Start on	Audible signal		
Stop on	Last shot		
Penalties	As per current edition of rules		
Safety angles	Flags to the L/R		
Setup notes			


11. Rifle range at 50 m



CoF	Comstock - Short	Points	40 p
Targets	6 paper, 2 plates, 2 no-shoot, Total 8 targets	Min rounds	8
Firearm	Shotgun	Match-%	4.82%

Procedure	Upon start signal, engage targets Best 1 hit on paper target will score. Slugshot only.
Starting position	Standing erect, with both heels touching mark with the shotgun in the ready condition held in both hands, stock touching the competitor at hip level, barrel parallel to the ground, trigger guard downwards, muzzle pointing downrange and with fingers outside the trigger gurd as demonstrated by RO
Firearm ready condition	Loaded, option 1
Start on	Audible signal
Stop on	Last shot
Penalties	As per current edition of rules
Safety angles	Flags to the L/R
Setup notes	

12. Behind 50 m berm



CoF	Comstock - Medium	Points	80 p
Targets	1 popper, 13 plates, 2 frangible, Total 16 targets	Min rounds	16
Firearm	Shotgun	Match-%	9.64%

Procedure	Upon start signal, engage targets. MPP 1 releases the double clay swinger, Targets will be visible at rest. Birdshot only.
Starting position	Standing erect with the shotgun in the ready condition held in both hands, stock touching the competitor at hip level, barrel parallel to the ground, trigger guard downwards, muzzle pointing downrange and with fingers outside the trigger guard as demonstrated by RO
Firearm ready condition	
Start on	Audible signal
Stop on	Last shot
Penalties	As per current edition of rules
Safety angles	Flags to the L/R
Setup notes	