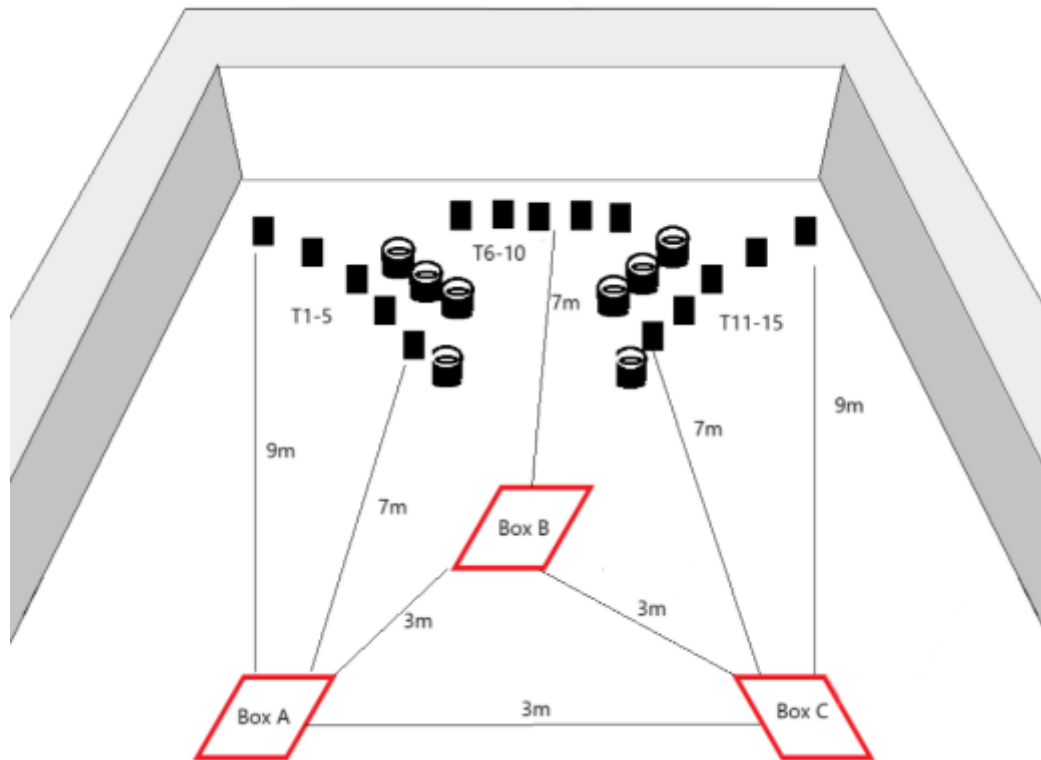


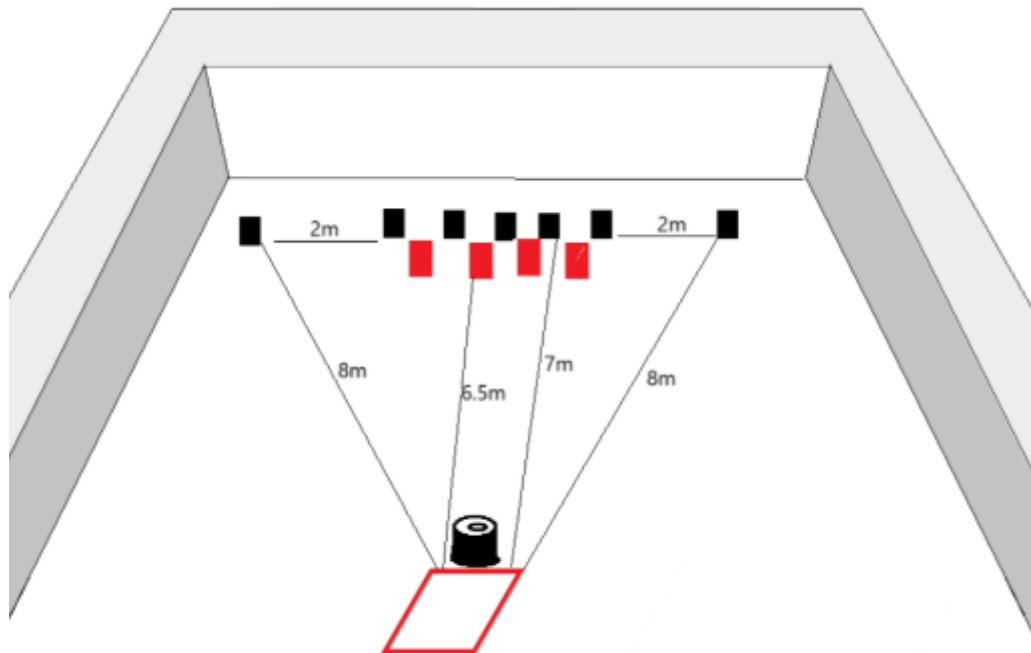
1. Stage 1 - Birdshot PL



| | | | |
|---------|-----------------------------|------------|--------|
| CoF | Comstock - Medium | Points | 75 p |
| Targets | 15 plates, Total 15 targets | Min rounds | 15 |
| Firearm | Shotgun | Match-% | 11.11% |

| | | | |
|-------------------------|---|--|--|
| Procedure | On the audible start signal shoot T1 - T5 from Box A, T6 - T10 from Boc B, and T11 - T15 from Box C. Each target array may be shot in any order. You choose how you move from box to box. | | |
| Starting position | Standing Up right in any box. Gun held in two hands at hip level. Rule 8.2.2.1 | | |
| Firearm ready condition | Loaded Option 1 | | |
| Start on | Audible signal | | |
| Stop on | Last shot | | |
| Penalties | As per current edition of rules | | |
| Safety angles | 90/90/90 or local MAR if applicable. | | |
| Setup notes | Where targets are in a line (Or diagonal) allow 30 cm between each target. Use this set up for Stages 2,3 &4 | | |

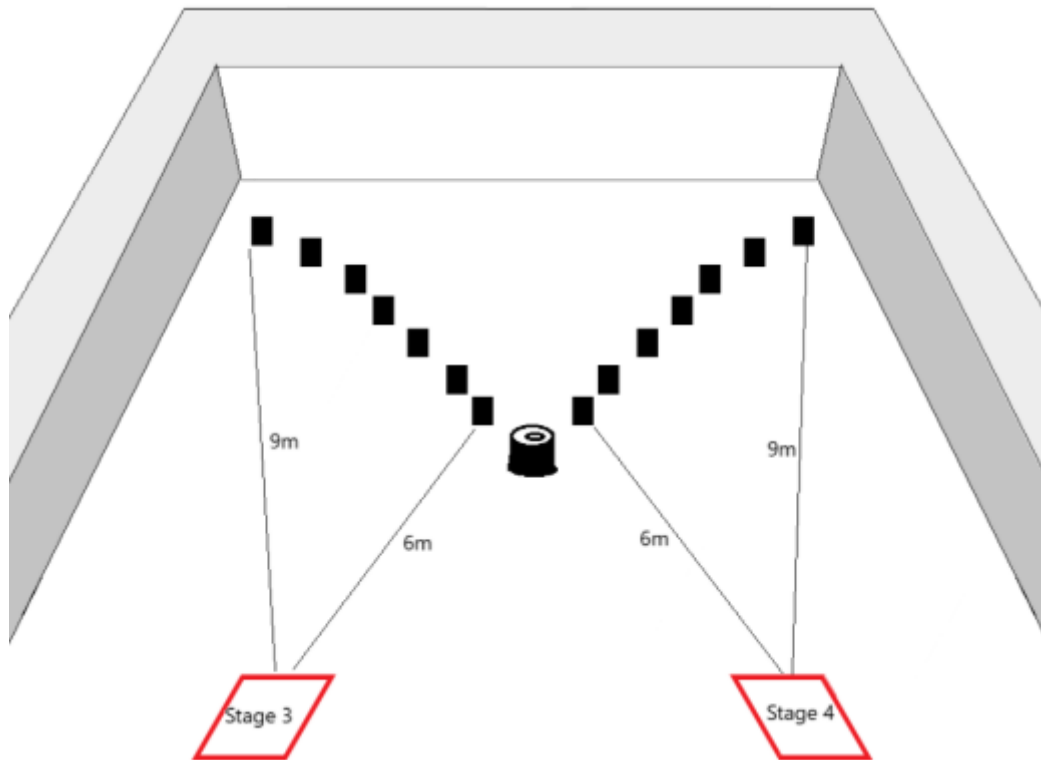
2. Stage 2 - Birdshot PL



| | | | |
|---------|---------------------------------------|------------|-------|
| CoF | Comstock - Short | Points | 35 p |
| Targets | 7 plates, 4 no-shoot, Total 7 targets | Min rounds | 7 |
| Firearm | Shotgun | Match-% | 5.19% |

| | |
|-------------------------|--|
| Procedure | On audible start signal, engage targets as they become visible from within the shooting area. |
| Starting position | Standing Up right in box. Hands held in air. Wrists must be above your shoulders. |
| Firearm ready condition | Loaded Option 1 and placed on tyres with trigger mechanism inside inner rim. |
| Start on | Audible signal |
| Stop on | Last shot |
| Penalties | As per current edition of rules |
| Safety angles | 90/90/90 or Local MAR if applicable. |
| Setup notes | Use middle array of stage 1, add two targets and stack of 2 tyres. Where targets in are in a line allow 30cm between each target |

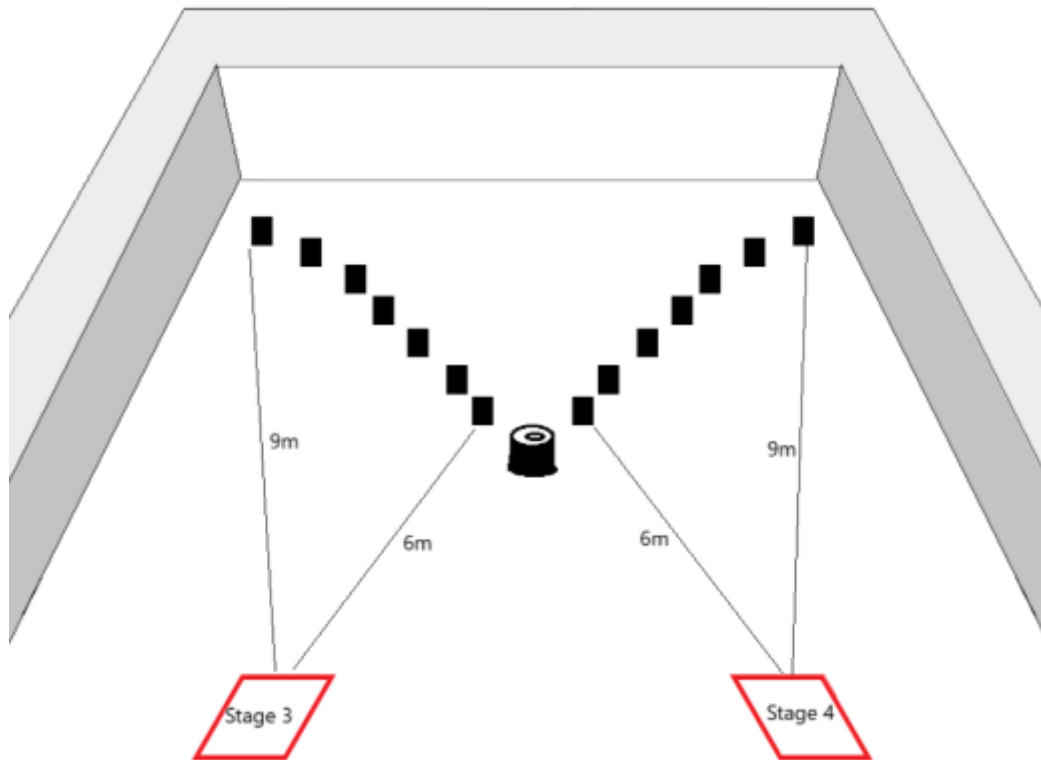
3. Stage 3 - Birdshot PL



| | | | |
|---------|---------------------------|------------|-------|
| CoF | Comstock - Short | Points | 35 p |
| Targets | 7 plates, Total 7 targets | Min rounds | 7 |
| Firearm | Shotgun | Match-% | 5.19% |

| | |
|-------------------------|--|
| Procedure | On the audible start signal engage targets as they become visible |
| Starting position | Standing upright anywhere in shooting area. Gun held at the trail in either hand with the other hand hanging naturally by your side. |
| Firearm ready condition | Unloaded Option 3 |
| Start on | Audible signal |
| Stop on | Last shot |
| Penalties | As per current edition of rules |
| Safety angles | 90/90/90 or Local MAR if applicaable.. |
| Setup notes | Use left hand side of stage one, add two closer targets. This stage can be shot with Stage 4 |

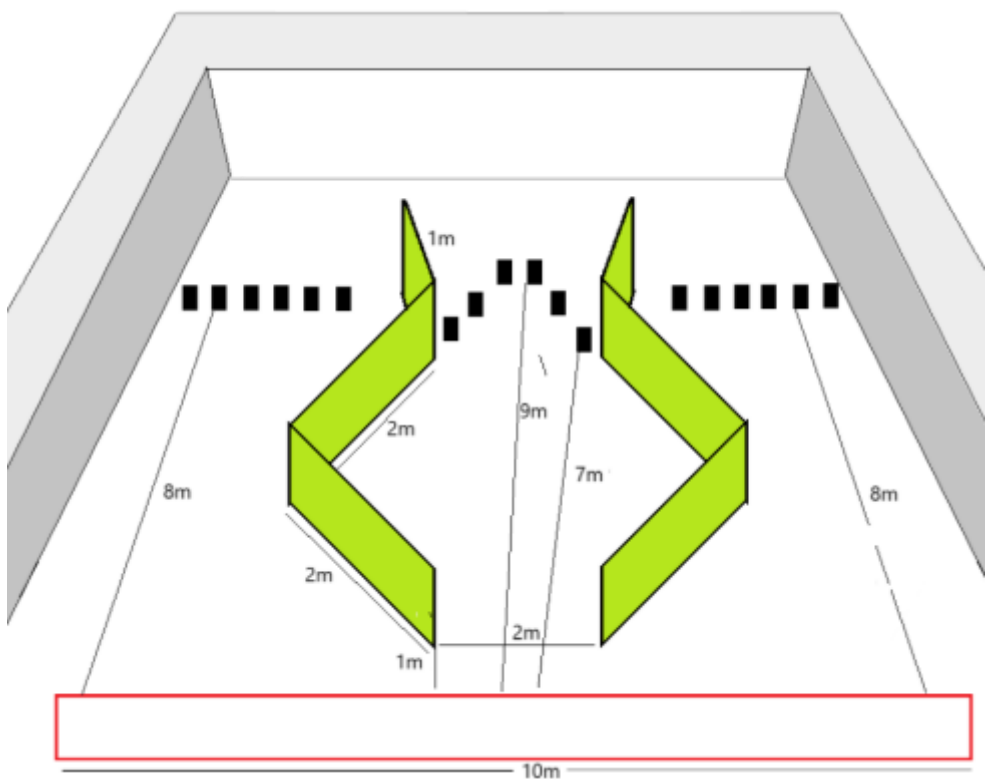
4. Stage 4 - Birdshot PL



| | | | |
|---------|---------------------------|------------|-------|
| CoF | Comstock - Short | Points | 35 p |
| Targets | 7 plates, Total 7 targets | Min rounds | 7 |
| Firearm | Shotgun | Match-% | 5.19% |

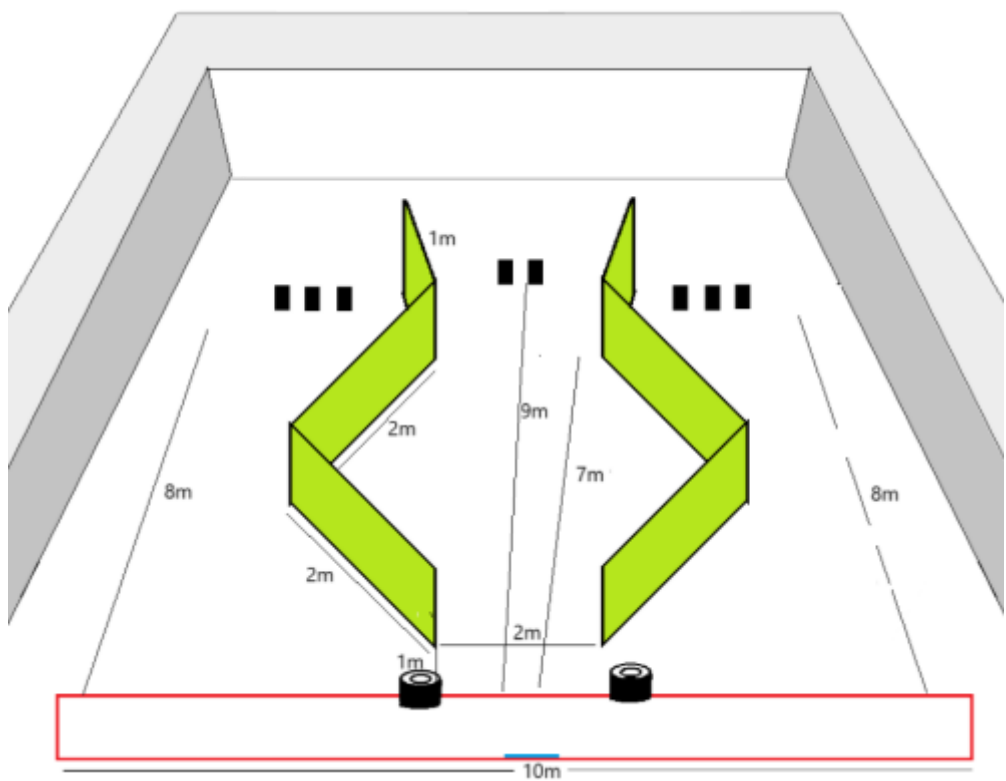
| | |
|-------------------------|---|
| Procedure | On the audible start signal, engage targets as they become visible, |
| Starting position | Standing Up right in box. Gun held in two hands at hip level. |
| Firearm ready condition | Loaded Option 1. |
| Start on | Audible signal |
| Stop on | Last shot |
| Penalties | As per current edition of rules |
| Safety angles | 90/90/90 or Local MAR if applicable. |
| Setup notes | Use set up from stage 1, add two tagets. Can be shot with stage 3 |

5. Stage 5 - Birdshot PL



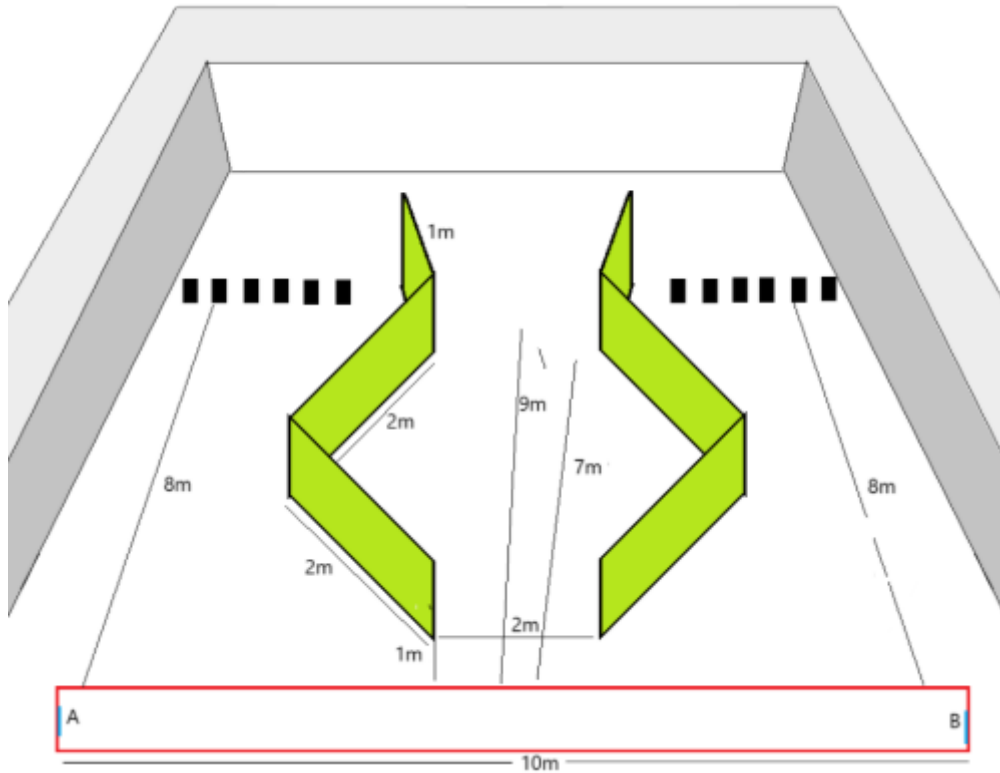
| | | | |
|-------------------------|--|------------|--------|
| CoF | Comstock - Long | Points | 90 p |
| Targets | 18 plates, Total 18 targets | Min rounds | 18 |
| Firearm | Shotgun | Match-% | 13.33% |
| Procedure | On the audible start signal, engage targets as they become visible. | | |
| Starting position | Standing upright anywhere within the shooting area, Gun held in 2 hands at hip level, Rule 8.2.2.1 | | |
| Firearm ready condition | Loaded Option 1 | | |
| Start on | Audible signal | | |
| Stop on | Last shot | | |
| Penalties | As per current edition of rules | | |
| Safety angles | 90/90/90 or Local MAR if Applicable. | | |
| Setup notes | Tragets should be 30cm apart in each array. | | |

6. Stage 6 - Birdshot PL



| | | | |
|-------------------------|--|------------|-------|
| CoF | Comstock - Short | Points | 40 p |
| Targets | 8 plates, Total 8 targets | Min rounds | 8 |
| Firearm | Shotgun | Match-% | 5.93% |
| Procedure | On the audible start signal engage targets as they become visible | | |
| Starting position | Standing upright with heels touching marks. | | |
| Firearm ready condition | Loaded Option 2 and placed on either tyre with trigger mechanism inside inner rim. | | |
| Start on | Audible signal | | |
| Stop on | Last shot | | |
| Penalties | As per current edition of rules | | |
| Safety angles | 90/90/90 or Local MAR if applicapable. | | |
| Setup notes | Use targets from stage 5. Add two stacks of 2 tyres. | | |

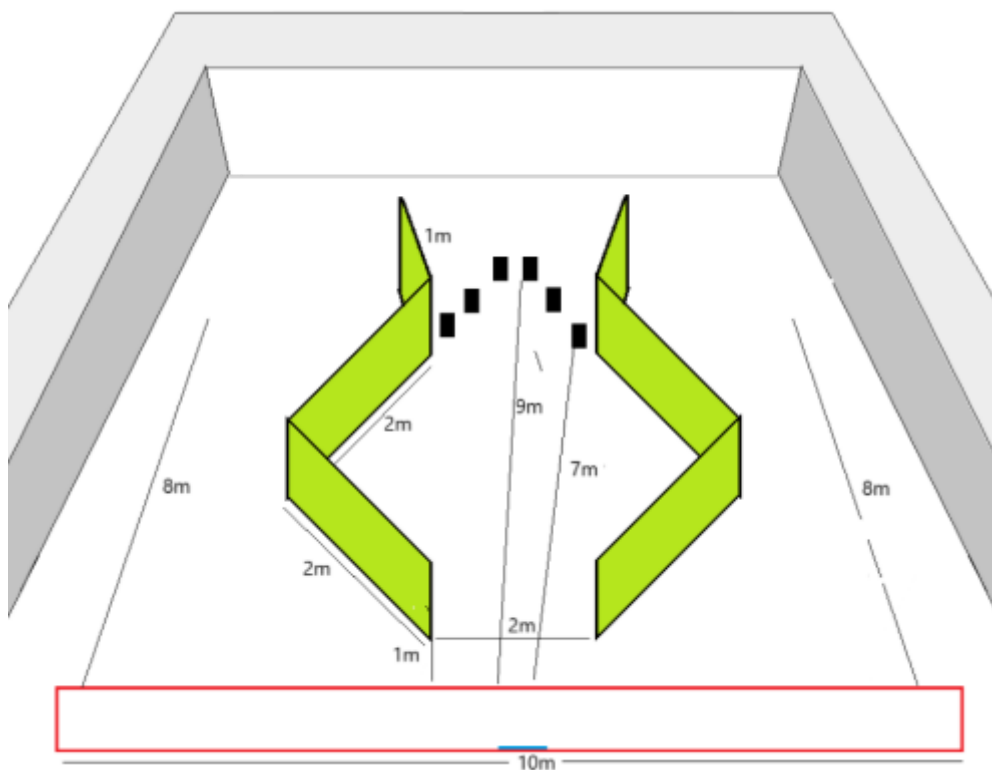
7. Stage 7 - Birdshot PL



| | | | |
|---------|-----------------------------|------------|-------|
| CoF | Comstock - Medium | Points | 60 p |
| Targets | 12 plates, Total 12 targets | Min rounds | 12 |
| Firearm | Shotgun | Match-% | 8.89% |

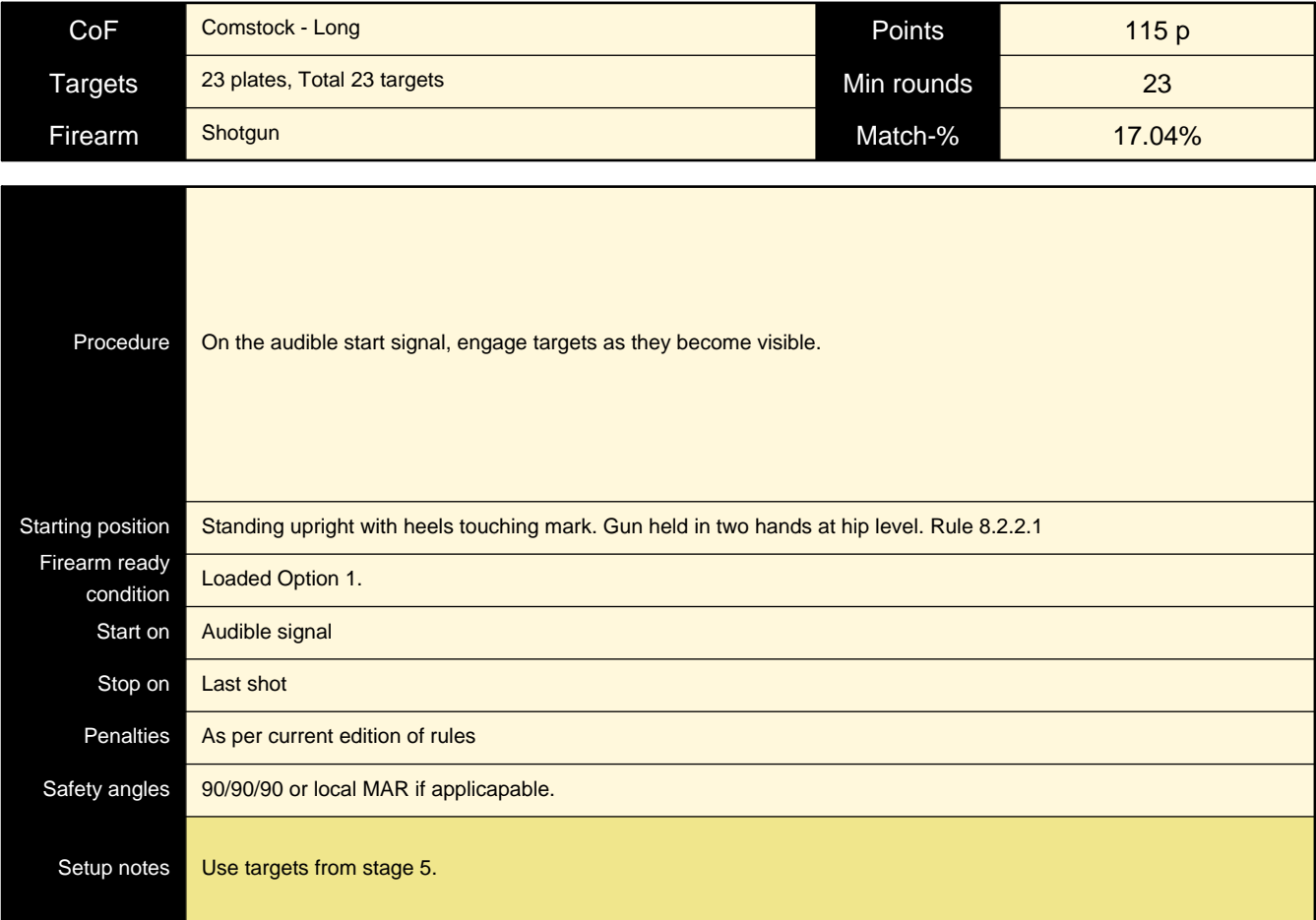
| | |
|-------------------------|---|
| Procedure | On the audible start signal, engage targets as they become visible. |
| Starting position | Standing upright with one foot touching either mark at A or B. Gun held in two hands at hip level. Rule 8.2.2.1 |
| Firearm ready condition | Loaded Option 1. |
| Start on | Audible signal |
| Stop on | Last shot |
| Penalties | As per current edition of rules |
| Safety angles | 90/90/90 or Local MAR if applicable. |
| Setup notes | Use targets from stage 5. |

8. Stage 8 - Birdshot PL

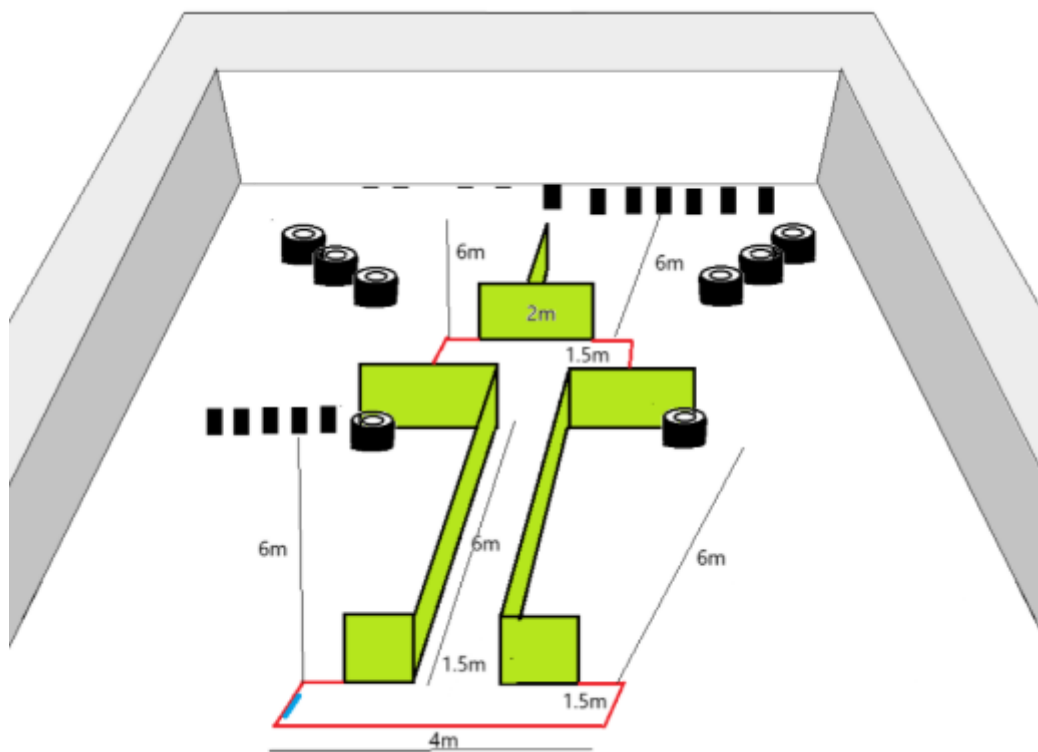


| | | | |
|-------------------------|---|------------|-------|
| CoF | Comstock - Short | Points | 30 p |
| Targets | 6 plates, Total 6 targets | Min rounds | 6 |
| Firearm | Shotgun | Match-% | 4.44% |
| Procedure | On the audible start signal, engage targets from your weak shoulder only. | | |
| Starting position | Standing upright with heels touching mark. Gun held in two hands at hip level. Rule 8.2.2.1 | | |
| Firearm ready condition | Loaded Option 1. | | |
| Start on | Audible signal | | |
| Stop on | Last shot | | |
| Penalties | As per current edition of rules | | |
| Safety angles | 90/90/90 or Local MAR if applicable. | | |
| Setup notes | Use targets from stage 5. | | |

9. Stage 9 - Birdshot PL



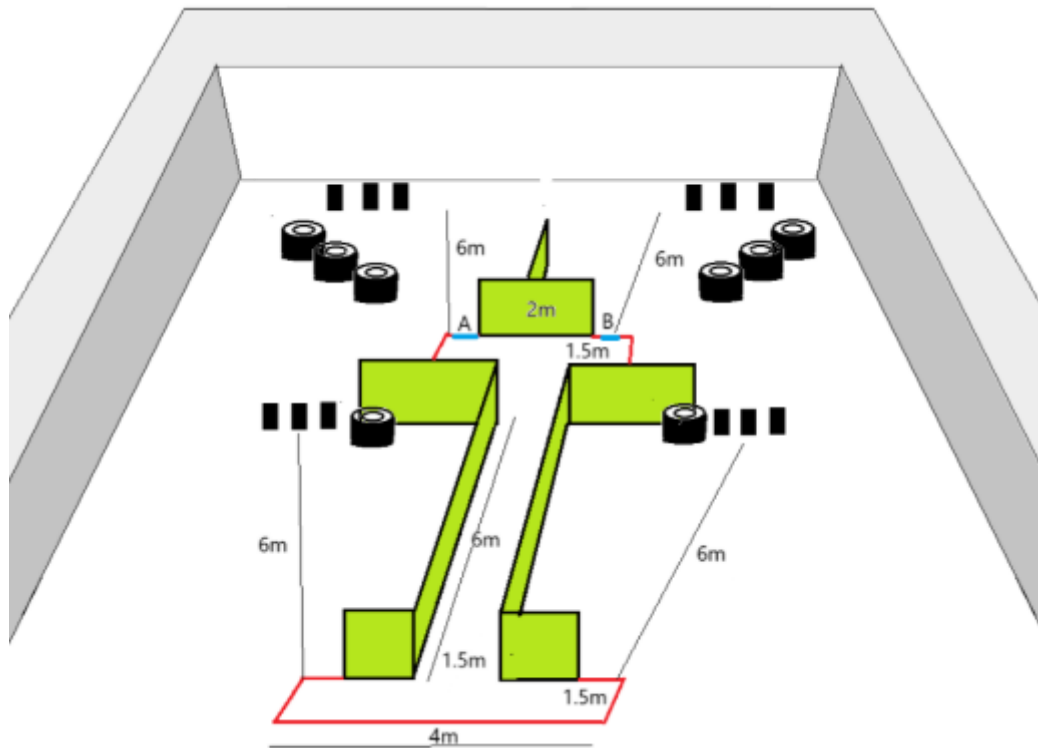
10. Stage 10 - Birdshot PL



| | | | |
|---------|-----------------------------|------------|-------|
| CoF | Comstock - Medium | Points | 60 p |
| Targets | 12 plates, Total 12 targets | Min rounds | 12 |
| Firearm | Shotgun | Match-% | 8.89% |

| | |
|-------------------------|--|
| Procedure | On the audible start signal engage targets as they become visible. |
| Starting position | Standing upright with one foot touching mark. Gun held in two hands at hip level. Rule 8.2.2.1 |
| Firearm ready condition | Loaded Option 1. |
| Start on | Audible signal |
| Stop on | Last shot |
| Penalties | As per current edition of rules |
| Safety angles | 90/90/90 or Local MAR if applicable |
| Setup notes | Use targets from stage 9 |

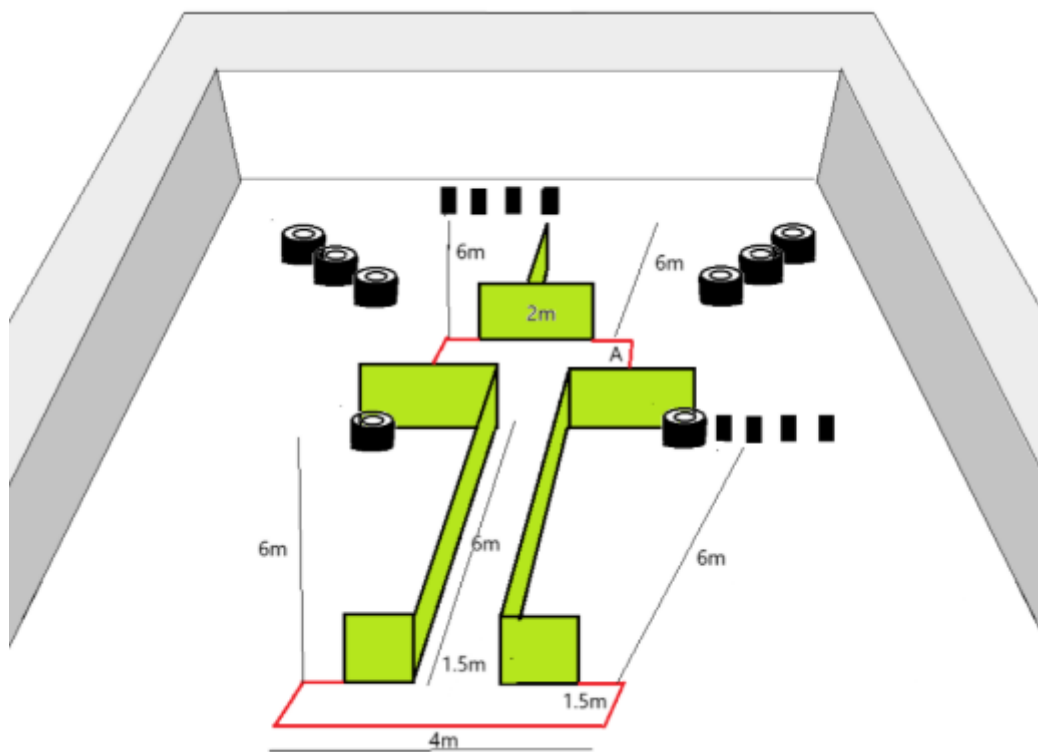
11. Stage 11 - Birdshot PL



| | | | |
|---------|-----------------------------|------------|-------|
| CoF | Comstock - Medium | Points | 60 p |
| Targets | 12 plates, Total 12 targets | Min rounds | 12 |
| Firearm | Shotgun | Match-% | 8.89% |

| | |
|-------------------------|--|
| Procedure | On audible start signal engage targets as they become visible. |
| Starting position | Standing upright with toes touching marks at A or B.. Gun held in two hands at hip level. Rule 8.2.2.1 |
| Firearm ready condition | Loaded Option 1. |
| Start on | Audible signal |
| Stop on | Last shot |
| Penalties | As per current edition of rules |
| Safety angles | 90/90/90 or Local MAR if applicapable. |
| Setup notes | Use targets from stage 9 |

12. Stage 12 - Birdshot PL



| | | | |
|---------|---------------------------|------------|-------|
| CoF | Comstock - Short | Points | 40 p |
| Targets | 8 plates, Total 8 targets | Min rounds | 8 |
| Firearm | Shotgun | Match-% | 5.93% |

| | | | |
|-------------------------|--|--|--|
| Procedure | On the audible start signal engage targets as they become visible. You must carry out a compulsory reload after your first shot and before your last shot. | | |
| Starting position | Standing upright anywhere in the shooting area with gun held in two hands at hip level, Rule 8.2.2.1 | | |
| Firearm ready condition | Loaded Option 1. | | |
| Start on | Audible signal | | |
| Stop on | Last shot | | |
| Penalties | As per current edition of rules | | |
| Safety angles | 90/90/90 or Local MAR if applicable. | | |
| Setup notes | Use targets from stage 9 | | |