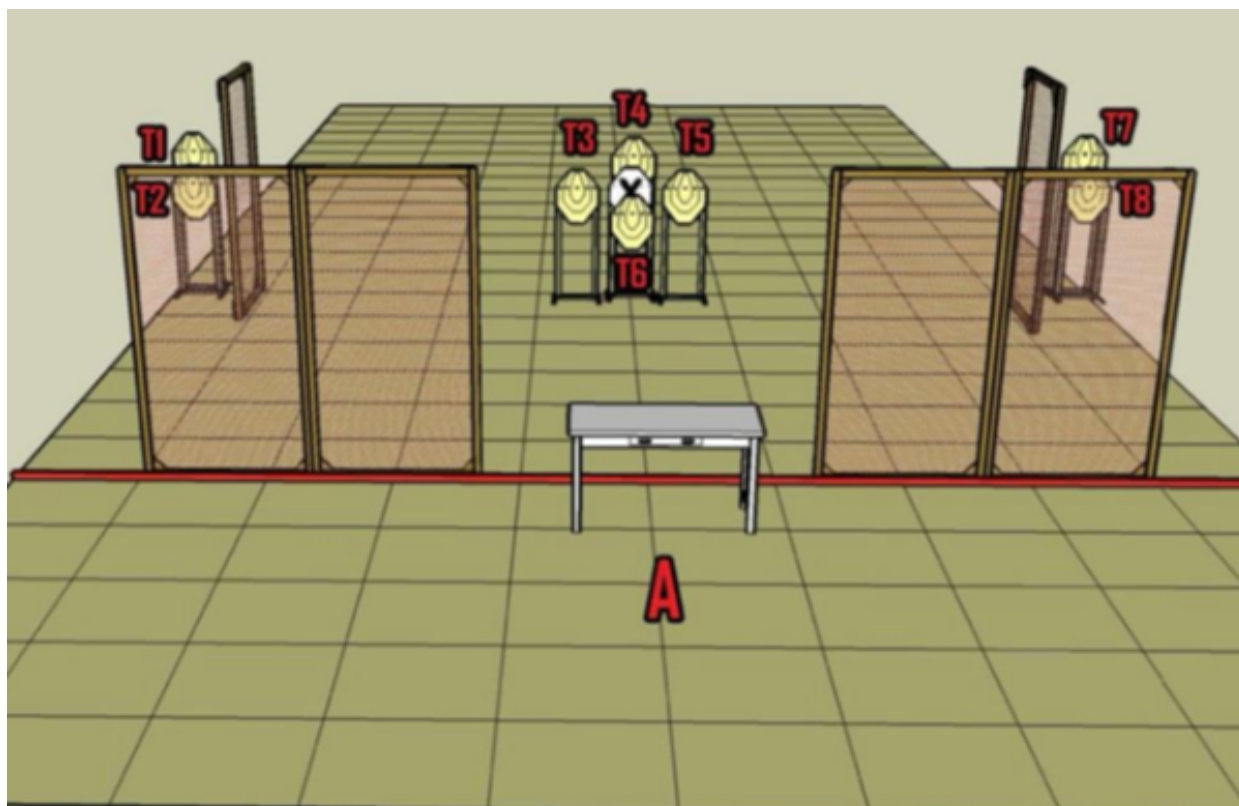


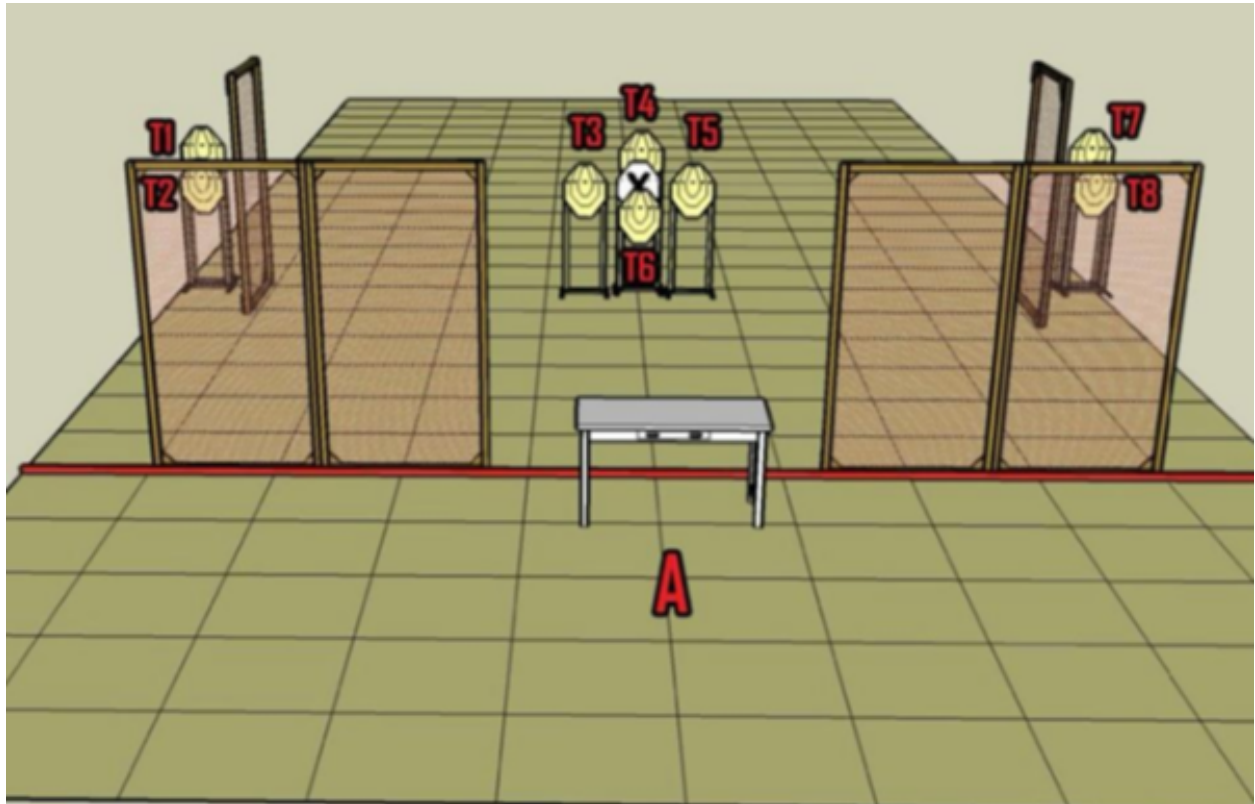
1. Stage 1 - LBP/LBR PL



CoF	Comstock - Short	Points	40 p
Targets	4 paper, 1 no-shoot, Total 4 targets	Min rounds	8
Firearm	Handgun	Match-%	5.56%

Procedure	On audible start signal engage T3, T4, T5, and T6 from behind the confines of the table. Distance to targets 10m
Starting position	Standing behind table with arms hanging naturally by your sides.
Firearm ready condition	Gun loaded with an empty chamber and placed in middle of the table. All other ammunition required for the stage to be on belt.
Start on	Audible signal
Stop on	Last shot
Penalties	As per current edition of rules
Safety angles	90/90/90 or local MAR if applicable
Setup notes	Same set up for stages 1-4. Width of stages is 5 metres. Distance to Targets 10 meters.

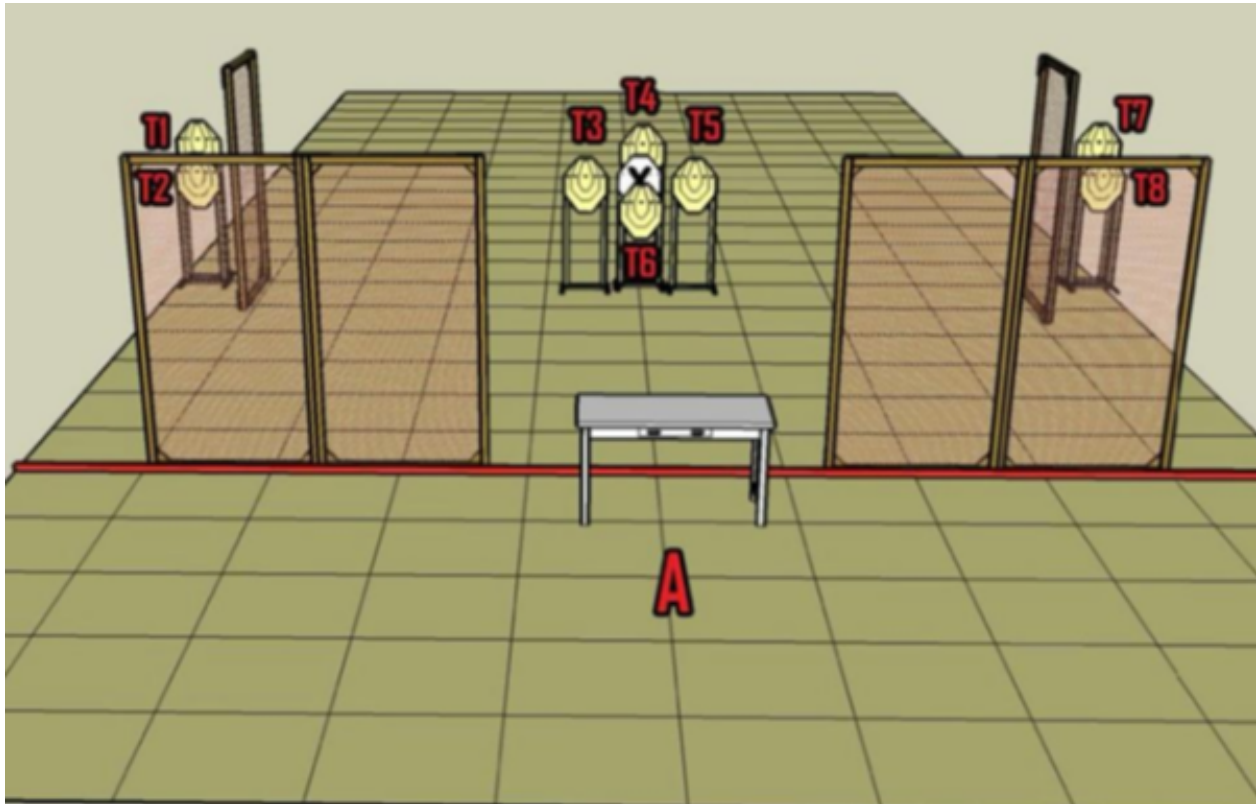
2. Stage 2 - LBP/LBR PL



CoF	Comstock - Short	Points	40 p
Targets	4 paper, Total 4 targets	Min rounds	8
Firearm	Handgun	Match-%	5.56%

Procedure	On the audible start signal engage T1, T2, T7 and T8. Distance to targets 10m.
Starting position	Standing behind table with arms hanging naturally by your sides.
Firearm ready condition	Gun loaded in holster.
Start on	Audible signal
Stop on	Last shot
Penalties	As per current edition of rules
Safety angles	90/90/90 or local MAR if applicable.
Setup notes	Same set up for stages 1-4. Suggest cover T5-T8

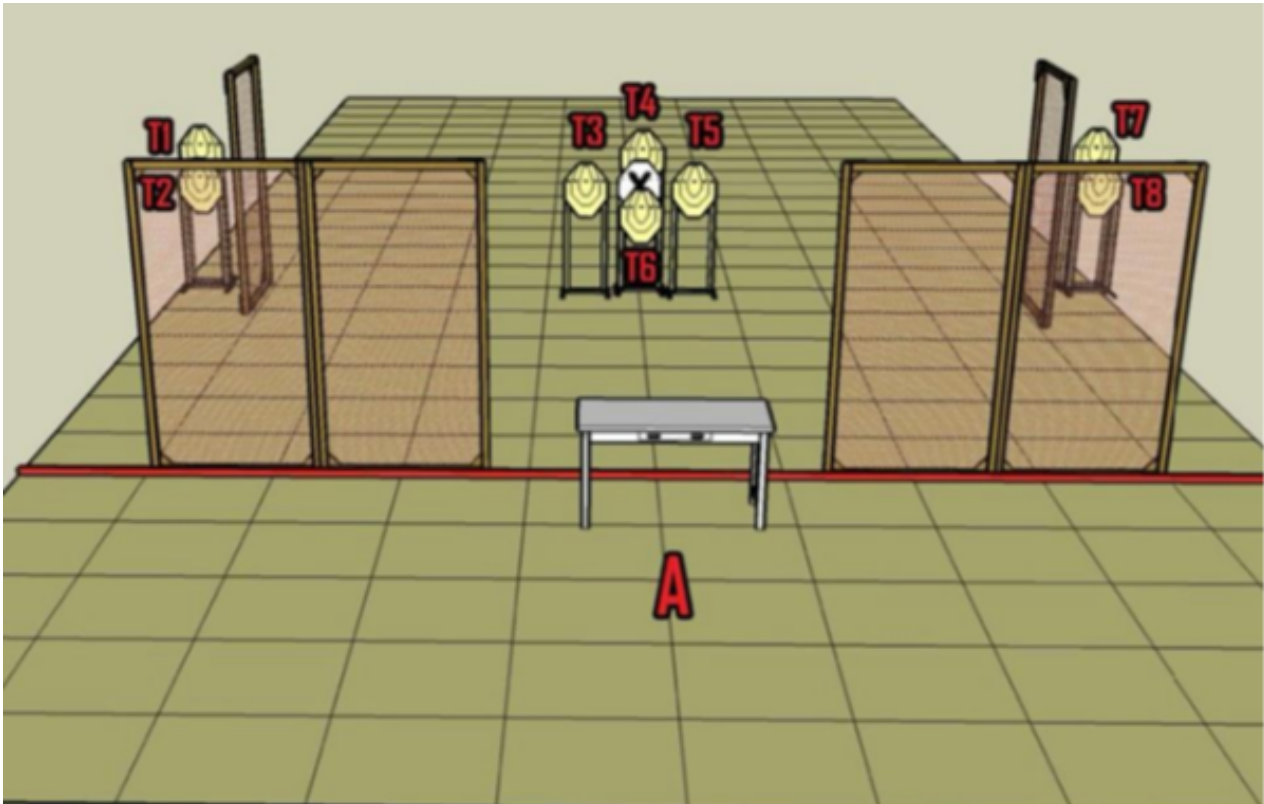
3. Stage 3 - LBP/LBR PL



CoF	Comstock - Short	Points	40 p
Targets	4 paper, 1 no-shoot, Total 4 targets	Min rounds	8
Firearm	Handgun	Match-%	5.56%

Procedure	On the audible start signal, engage T3, T4, T5 & T6 strong hand only from behind the confines of the table. Distance to targets 10m
Starting position	Standing behind table with arms hanging naturally by your sides.
Firearm ready condition	Gun loaded in holster.
Start on	Audible signal
Stop on	Last shot
Penalties	As per current edition of rules
Safety angles	L/R
Setup notes	Same set up for stages 1-4.

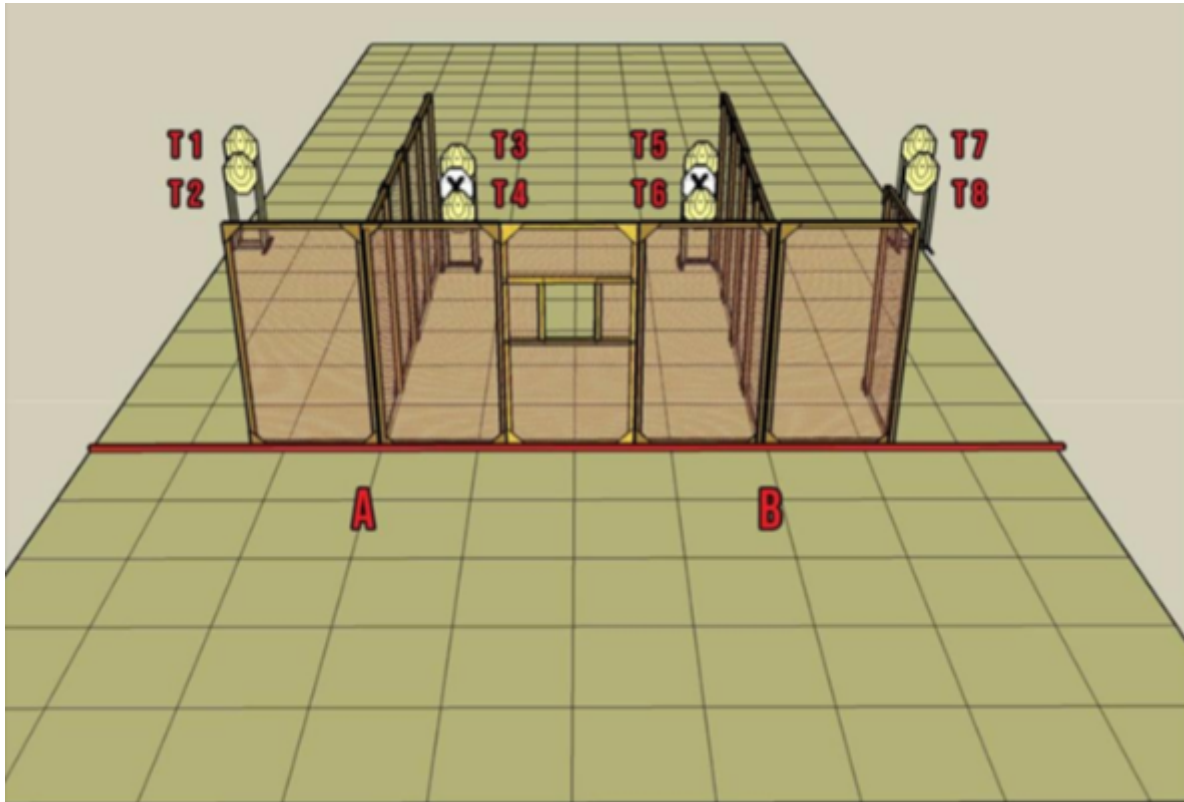
4. Stage 4 - LBP/LBR PL



CoF	Comstock - Medium	Points	80 p
Targets	8 paper, 1 no-shoot, Total 8 targets	Min rounds	16
Firearm	Handgun	Match-%	11.11%

Procedure	On the audible start signal engage targets as they become visible.
Starting position	Standing upright with arms hanging naturally by your side anywhere within the shooting area.
Firearm ready condition	Loaded in holster
Start on	Audible signal
Stop on	Last shot
Penalties	As per current edition of rules
Safety angles	90/90/90 or Local MAR if applicable
Setup notes	Use all targets.

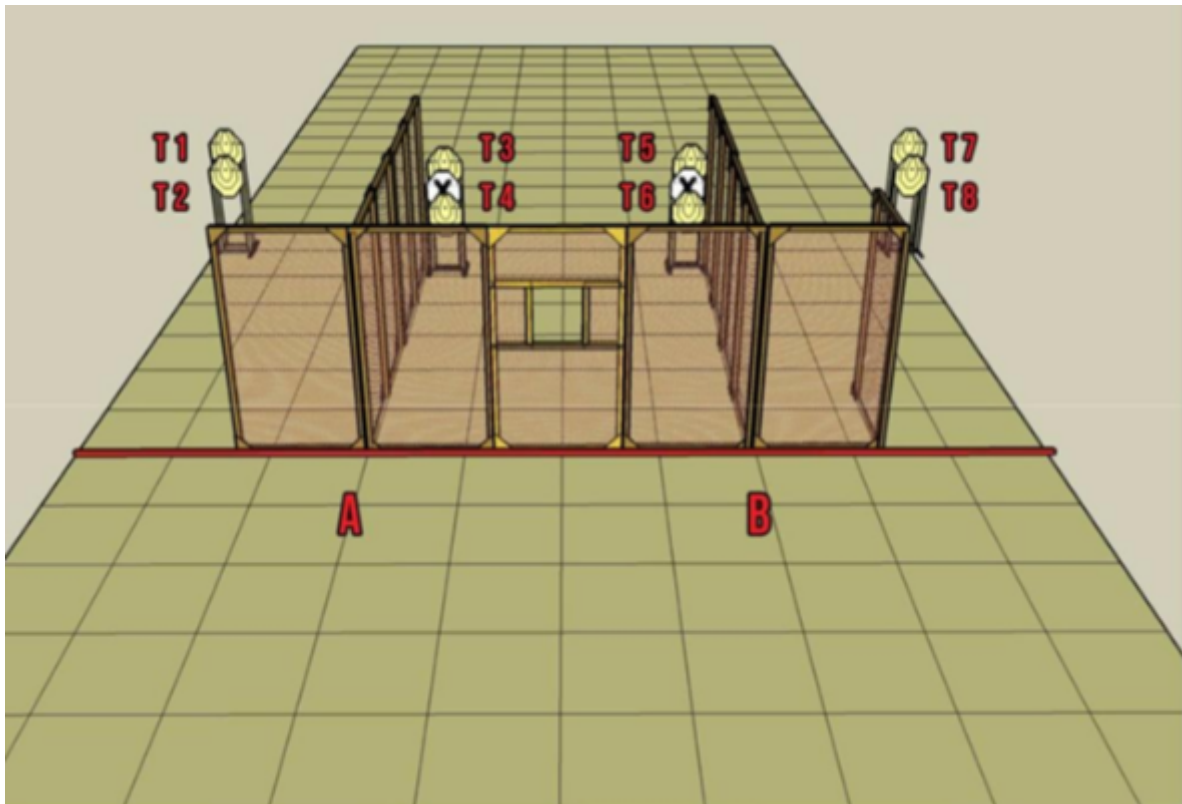
5. Stage 5 - LBP/LBR PL



CoF	Comstock - Short	Points	40 p
Targets	4 paper, 2 no-shoot, Total 4 targets	Min rounds	8
Firearm	Handgun	Match-%	5.56%

Procedure	On the audible start signal, engage T3, T4, T5 & T6. Distance to targets 6 meters. Width of stage 5 meters.
Starting position	Standing upright at either A or B with arms hanging naturally by your sides.
Firearm ready condition	Loaded in holster
Start on	Audible signal
Stop on	Last shot
Penalties	As per current edition of rules
Safety angles	90/90/90 or Local MAR if applicable
Setup notes	Same set up for stages 5,6,7 & 8

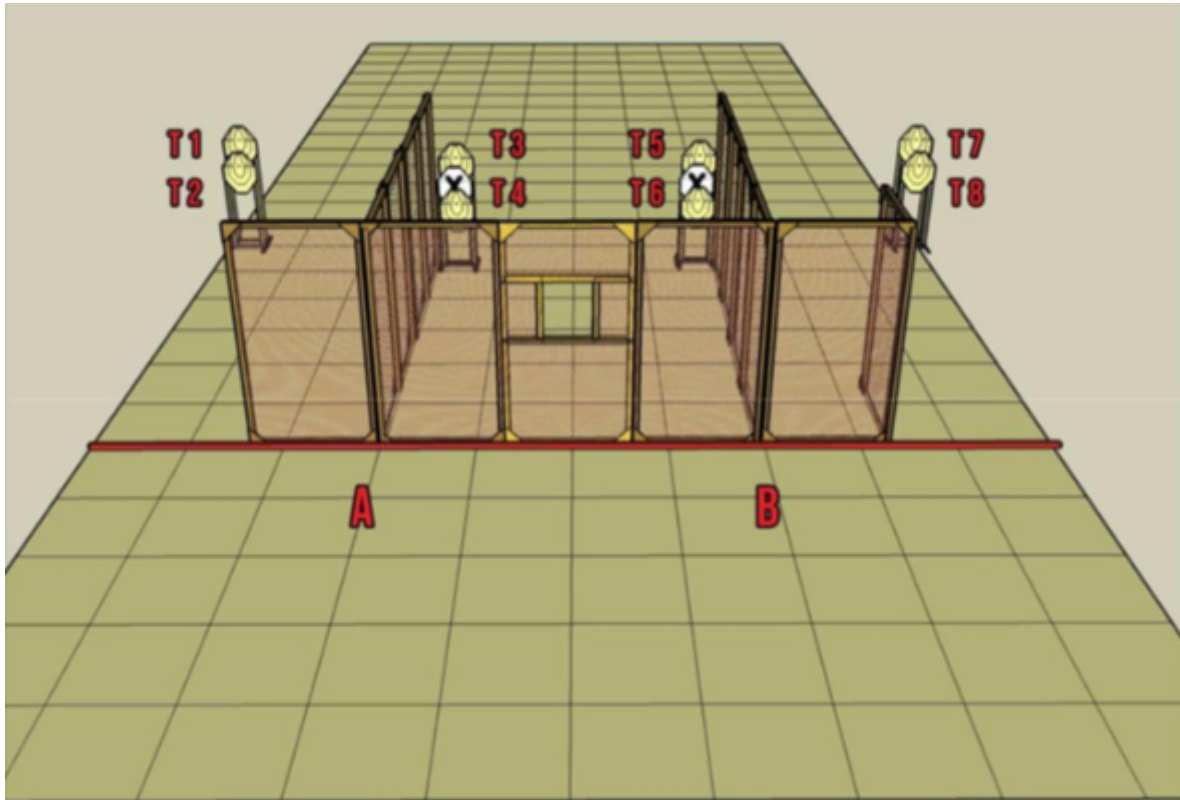
6. Stage 6 - LBP/LBR PL



CoF	Comstock - Short	Points	40 p
Targets	4 paper, Total 4 targets	Min rounds	8
Firearm	Handgun	Match-%	5.56%

Procedure	On the audible start signal engage T1, T2, T7 & T8. Distance to Targets 6 metres.
Starting position	Standing upright at either A or B with arms hanging naturally by your sides.
Firearm ready condition	Loaded in holster
Start on	Audible signal
Stop on	Last shot
Penalties	As per current edition of rules
Safety angles	90/90/90 or Local MAR
Setup notes	Same set up for stages 5,6,7 & 8

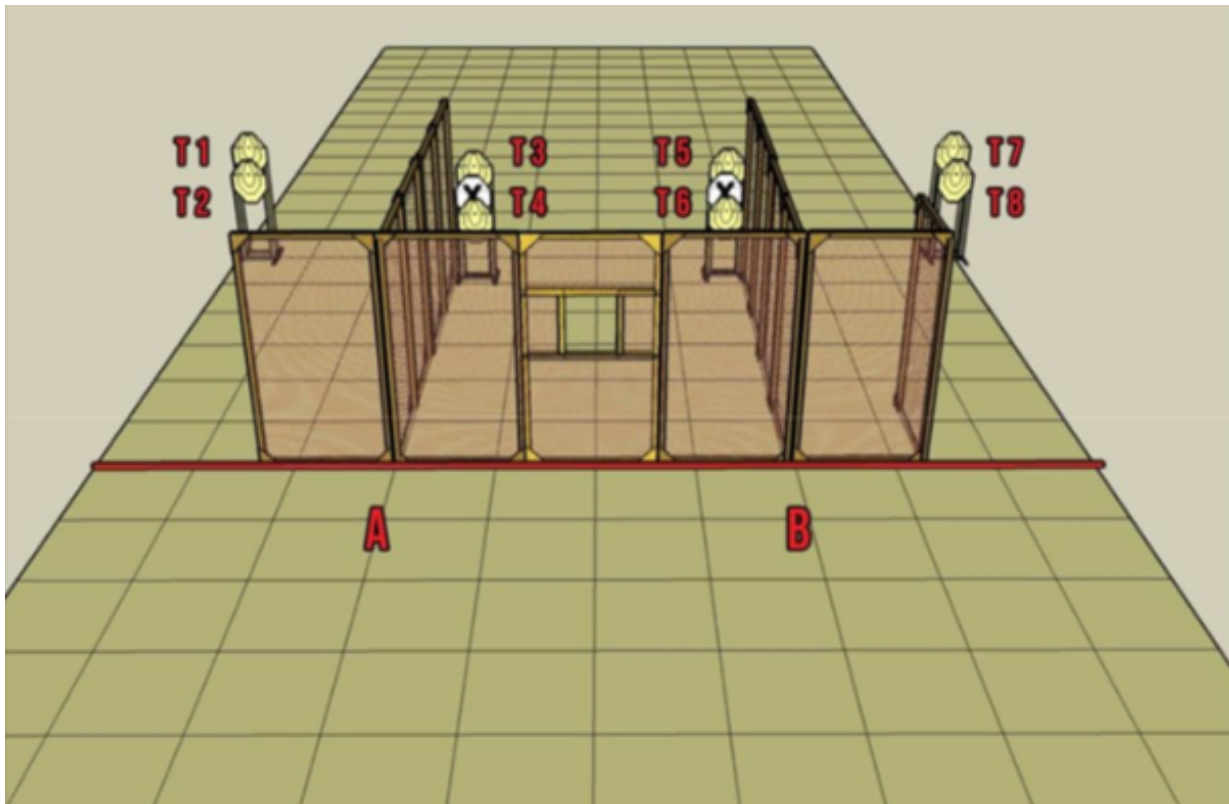
7. Stage 7 - LBP/LBR PL



CoF	Comstock - Short	Points	60 p
Targets	6 paper, 2 no-shoot, Total 6 targets	Min rounds	12
Firearm	Handgun	Match-%	8.33%

Procedure	On the audible start signal, engage T1, T2, T3, T4, T5 & T6.
Starting position	Standing upright at A with arms hanging naturally by your sides.
Firearm ready condition	Loaded in holster
Start on	Audible signal
Stop on	Last shot
Penalties	As per current edition of rules
Safety angles	90/90/90 or Local MAR if applicable.
Setup notes	Same set up for stages 5,6,7 & 8

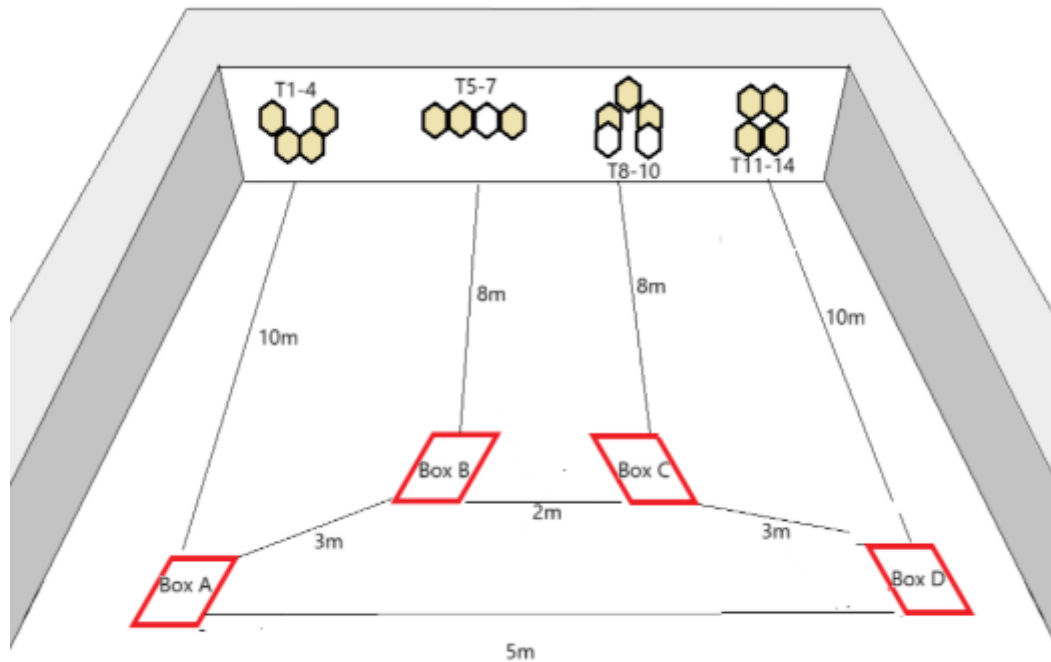
8. Stage 8 - LBP/LBR PL



CoF	Comstock - Medium	Points	80 p
Targets	8 paper, 2 no-shoot, Total 8 targets	Min rounds	16
Firearm	Handgun	Match-%	11.11%

Procedure	On the audible start signal engage all targets as they become visible.
Starting position	Standing upright with hands flat on wall either side of the aperture.
Firearm ready condition	Loaded in holster
Start on	Audible signal
Stop on	Last shot
Penalties	As per current edition of rules
Safety angles	90/90/90 or Local MAT if applicable.
Setup notes	Same set up for stages 5,6,7 & 8

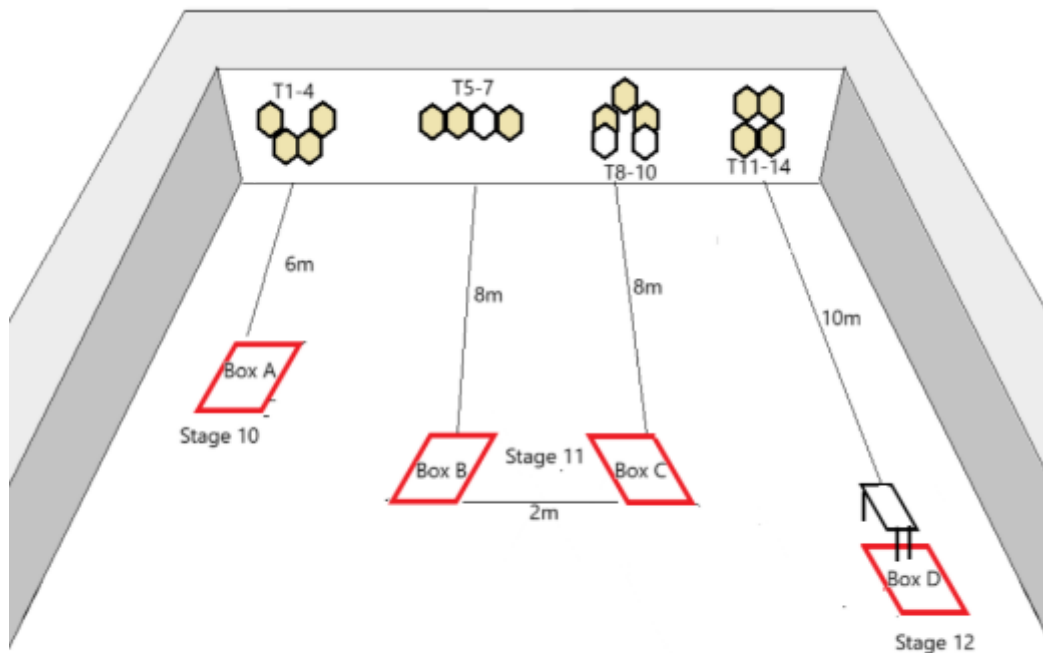
9. Stage 9 - LBP/LBR PL



CoF	Comstock - Long	Points	140 p
Targets	14 paper, 3 no-shoot, Total 14 targets	Min rounds	28
Firearm	Handgun	Match-%	19.44%

Procedure	On the audible start signal engage targets as follows. T1 - 4 from Box A. T5 - 7 from box B, T8 - T11 from Box C. T12 - T14 from Box D. Targets may be shot in any order. Distance to targets 10 -12 meters.
Starting position	Standing upright with hands hanging naturally by yoursides in any of the boxes.
Firearm ready condition	Loaded in holster
Start on	Audible signal
Stop on	Last shot
Penalties	As per current edition of rules
Safety angles	90/90/90 or Local MAR if applicable
Setup notes	Use same set up for stages 10 - 12

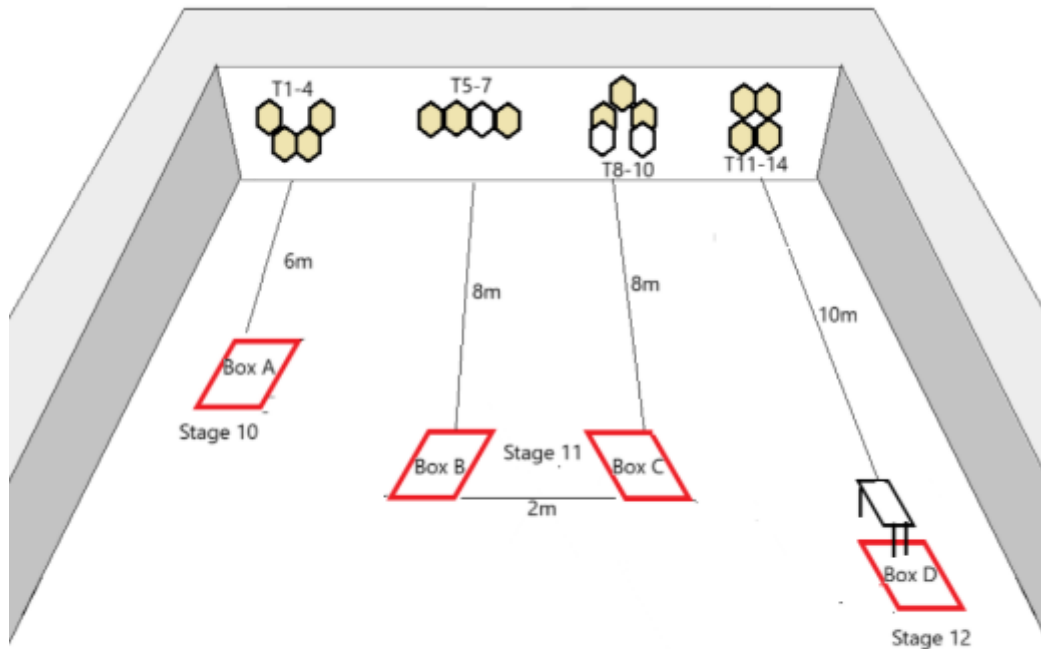
10. Stage 10 - LBP/LBR PL



CoF	Comstock - Short	Points	60 p
Targets	4 paper, Total 4 targets	Min rounds	12
Firearm	Handgun	Match-%	8.33%

Procedure	On the audible start signal, engage T1 - T4 with two rounds only on each. Carry out a compulsory reload and again engage each target with a minimum of one round on each, weak hand unsupported only.
Starting position	Standing upright with hands hanging naturally by yoursides in box A.
Firearm ready condition	Loaded in holster
Start on	Audible signal
Stop on	Last shot
Penalties	As per current edition of rules
Safety angles	90/90/90 or Local MAR if applicable.
Setup notes	Same set up for stages 9 - 12, move Box A forward to 8m.

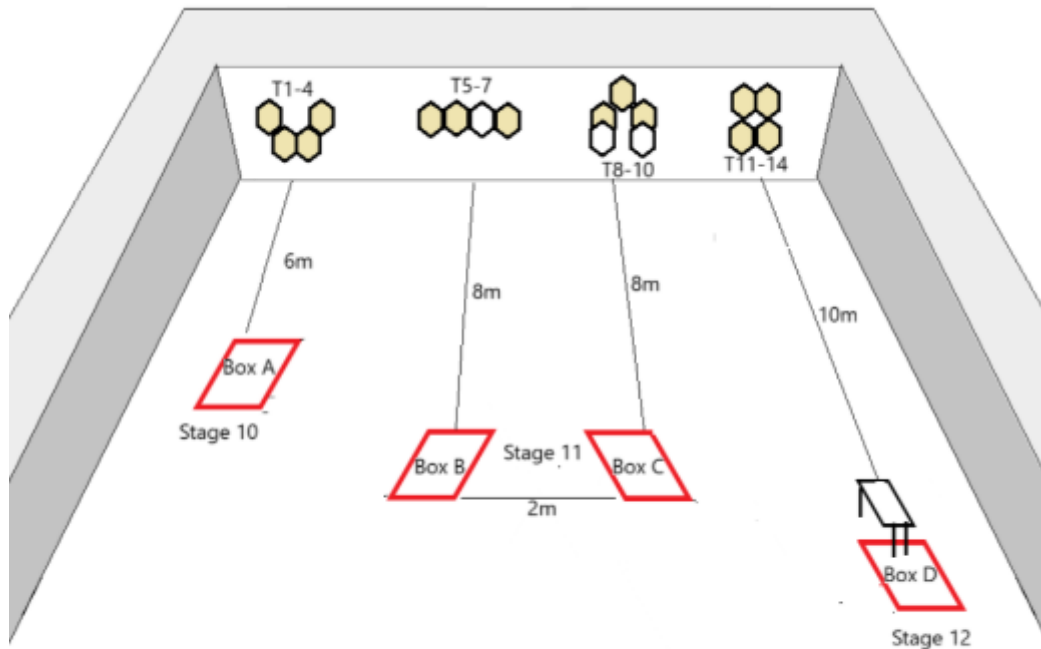
11. Stage 11 - LBP/LBR PL



CoF	Comstock - Short	Points	60 p
Targets	6 paper, 3 no-shoot, Total 6 targets	Min rounds	12
Firearm	Handgun	Match-%	8.33%

Procedure	On the audible start signal engage T5-T7 from Box B and T8-T10 from Box C. When you move between boxes carry out a compulsory reload.
Starting position	Standing upright with hands hanging naturally by yoursides in either box B or Boc C.
Firearm ready condition	Loaded in holster
Start on	Audible signal
Stop on	Last shot
Penalties	As per current edition of rules
Safety angles	90/90/90 or Local MAR if applicaoable.
Setup notes	Same set up for stages 9 - 12.

12. Stage 12 - LBP/LBR PL



CoF	Comstock - Short	Points	40 p
Targets	4 paper, Total 4 targets	Min rounds	8
Firearm	Handgun	Match-%	5.56%

Procedure	On the audible start signal, engage T11- T14 from behind the confines of the table.
Starting position	Standing upright in Box D facing up range with hands held in the air. Wrists above shoulders.
Firearm ready condition	Unloaded and placed in middle of table. All ammunition for the stage also placed anywhere on table.
Start on	Audible signal
Stop on	Last shot
Penalties	As per current edition of rules
Safety angles	90/90/90 or Local MAR if applicable.
Setup notes	Same set up for stages 9 - 12. Add table with back legs inside shooting Box.