
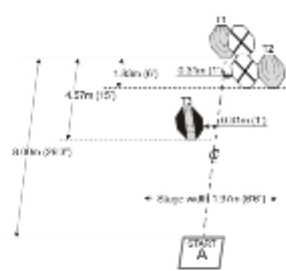


# 1. CLC-09

**IPSC CLASSIFIER - STAGE: CLC-09**  
International Practical Shooting Confederation - IPSC Asia NTC (Taiwan), Chiang, Taiwan 110 NTC  
Tel: (886) 976 8086 Fax: (886) 976 8079

**Course of Fire Type: Medium Classifier Stage**  
**Stage Procedure:**  
On start signal, fire Area A, 1 shot 1"-1.2 inch only two rounds per target. Then make a non-vitality shot and fire Area A again, 1 shot 1"-1.2 inch only two rounds per target.


**Scoring:** Win or a Draw  
**Targets:** 3 Clusters  
**Possible Points:** 60  
**Maximum Rounds:** 12  
**Start Position:** Standing facing downrange in Area A, both arms above respective shoulders  
**Start:** On audible signal  
**Stop:** Last shot  
**Penalties:** As per current edition IPSC rules



**SETUP NOTES:** Get paper targets to 1.00m (3'3") to the top of targets. 1 lead cover on T2 is even with edges of the A zone. Penalty targets are placed on T1 and T2 so that they are the same height and that the perforation line of the A zone is overlapping by the perforation of the penalty targets border of the penalty target. Area A is 1m(3'3") by 1m(3'3").

CoF	Comstock - Short	Points	60 p
Targets	3 paper, Total 3 targets	Min rounds	12
Firearm	Handgun	Match-%	33.33%
Procedure			
Starting position			
Firearm ready condition			
Start on	Audible signal		
Stop on	Last shot		
Penalties	As per current edition of rules		
Safety angles	L/R		
Setup notes			

## 2. CLC-13

**IPSC CLASSIFIER - STAGE: CLC-09**  
The International Practical Shooting Confederation - IPSC, 4000 N/O Parkway, Lenexa, Kansas 66150  
Tel: (781) 875-8681 Fax: (781) 875-8679

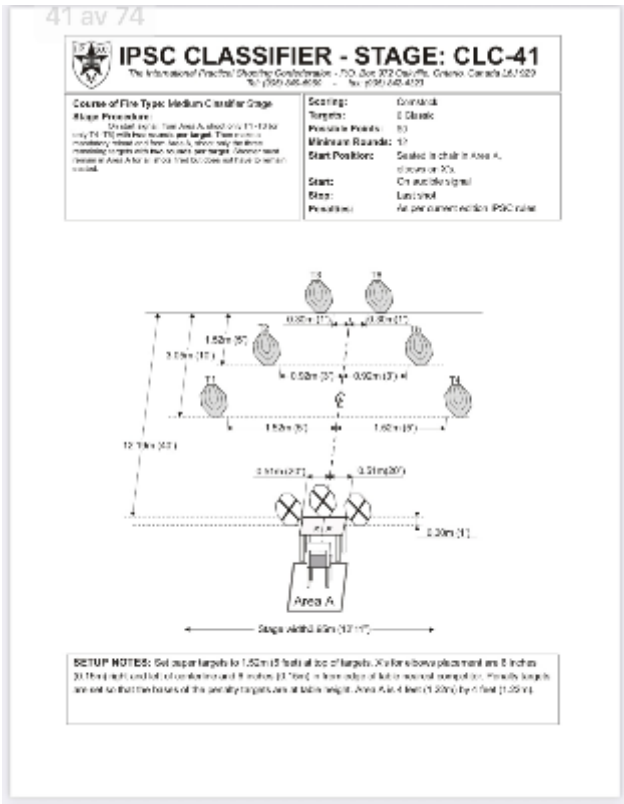
**Course of Fire Type: Medium Classifier Stage**  
**Stage Procedure:**  
Shooter's initial time Area A, stand 17-12 mps only two rounds per target. Then, either in mandatory, shoot and time Area A until stand 17-12 mps only two rounds per target.

**Scoring:** Wireless Count  
**Targets:** 3 Classic  
**Possible Points:** 60  
**Maximum Rounds:** 12  
**Start Position:** Standing facing downrange in Area A, both arms above magazine shoulder.  
**Start:** On audible signal  
**Stop:** Last shot  
**Penalties:** As per current edition of IPSC rules

**SETUP NOTES:** Get paper targets to 1.52m (5 feet) to the top of target T1 and cover on T3 is even with edge of the A zone. Penalty targets are placed on T1 and T2 so that they are the same height and that the performance line of the A zone is overlapping by the performance of the penalty targets border of the penalty target. Area A is 1m(3'3") by 1m(3'3").

CoF	Comstock - Short	Points	60 p
Targets	3 paper, Total 3 targets	Min rounds	12
Firearm	Handgun	Match-%	33.33%
Procedure			
Starting position			
Firearm ready condition			
Start on	Audible signal		
Stop on	Last shot		
Penalties	As per current edition of rules		
Safety angles	L/R		
Setup notes			

### 3. CLC-41



CoF	Comstock - Short	Points	60 p
Targets	6 paper, 3 no-shoot, Total 6 targets	Min rounds	12
Firearm	Handgun	Match-%	33.33%

Procedure	
Starting position	
Firearm ready condition	
Start on	
Stop on	
Penalties	
Safety angles	L/R
Setup notes	