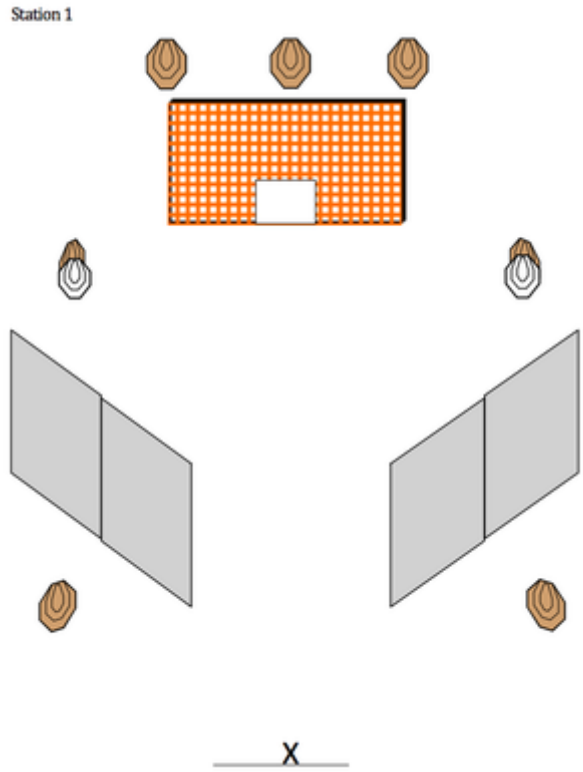


1.

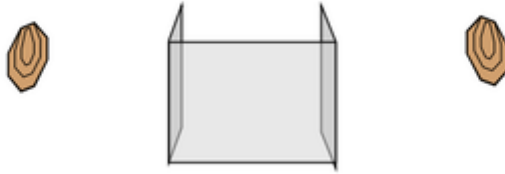
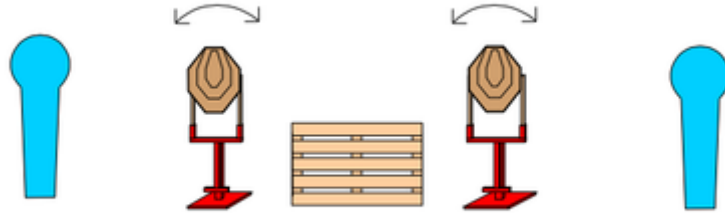


CoF	Comstock - Short	Points	60 p
Targets	6 paper, 2 no-shoot, Total 6 targets	Min rounds	12
Firearm	Handgun	Match-%	8.51%

Procedure	Heels touching plank at "X", as demonstrated by the Range Officer. Engage targets as they become visible,
Starting position	Firearm completely unloaded. & holstered
Firearm ready condition	
Start on	Audible signal
Stop on	Last shot
Penalties	As per current edition of rules
Safety angles	L/R
Setup notes	

2.

Station 2



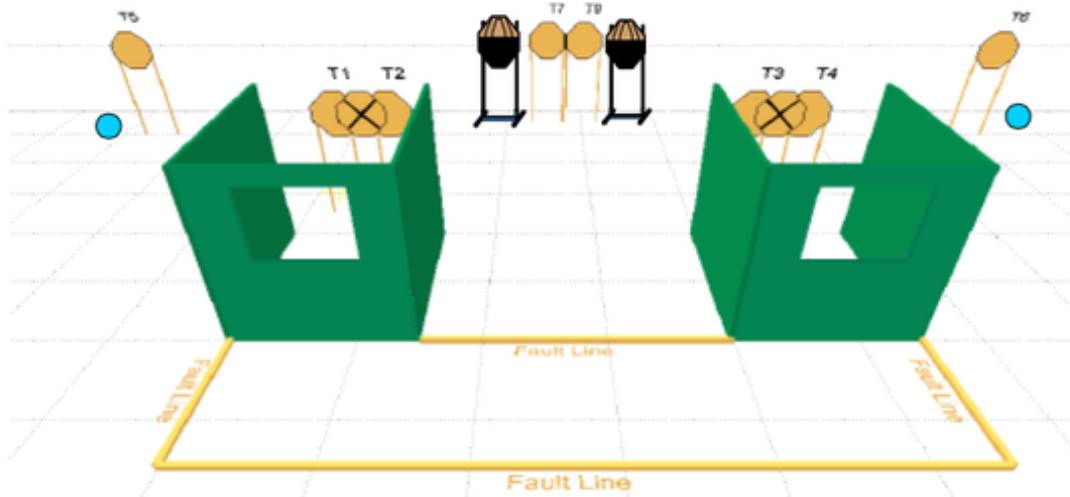
X

CoF	Comstock - Short	Points	40 p
Targets	3 paper, 2 popper, Total 5 targets	Min rounds	8
Firearm	Handgun	Match-%	5.67%

Procedure	Standing erect, facing downrange, with arms hanging naturally by the sides. Heels touching plank at "X", as demonstrated by the Range Officer. Engage targets as they become visible, with weak hand only.
Starting position	Gun loaded & holstered
Firearm ready condition	
Start on	Audible signal
Stop on	Last shot
Penalties	As per current edition of rules
Safety angles	L/R
Setup notes	

3.

Station 3

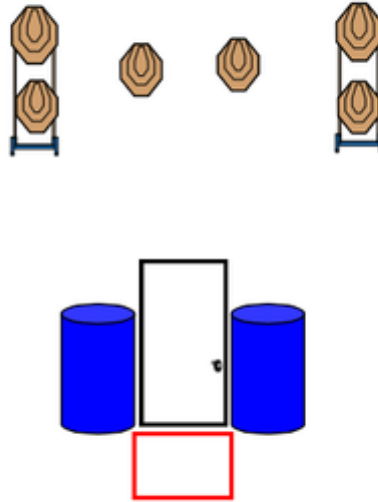


CoF	Comstock - Medium	Points	110 p
Targets	10 paper, 2 plates, 2 no-shoot, Total 12 targets	Min rounds	22
Firearm	Handgun	Match-%	15.60%

Procedure	Standing erect, facing downrange, with arms hanging naturally by the sides, anywhere in the shooting area. Engage targets as they become visible. All movement and shooting from within the shooting area.
Starting position	Gun loaded & holstered
Firearm ready condition	
Start on	Audible signal
Stop on	Last shot
Penalties	As per current edition of rules
Safety angles	L/R
Setup notes	

4.

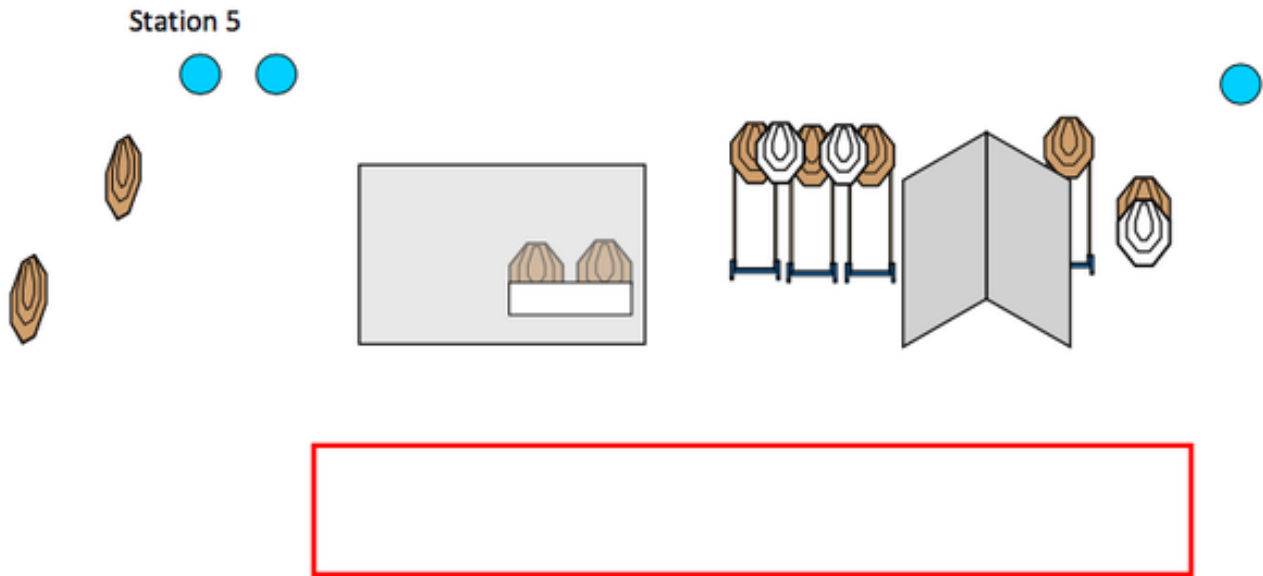
Station 4



CoF	Comstock - Short	Points	60 p
Targets	6 paper, Total 6 targets	Min rounds	12
Firearm	Handgun	Match-%	8.51%

Procedure	Standing erect, facing downrange, with arms hanging naturally by the sides. Door must be opened to engage targets through the door frame. All movement and shooting from within the shooting area.
Starting position	Gun loaded & holstered
Firearm ready condition	
Start on	Audible signal
Stop on	Last shot
Penalties	As per current edition of rules
Safety angles	L/R
Setup notes	

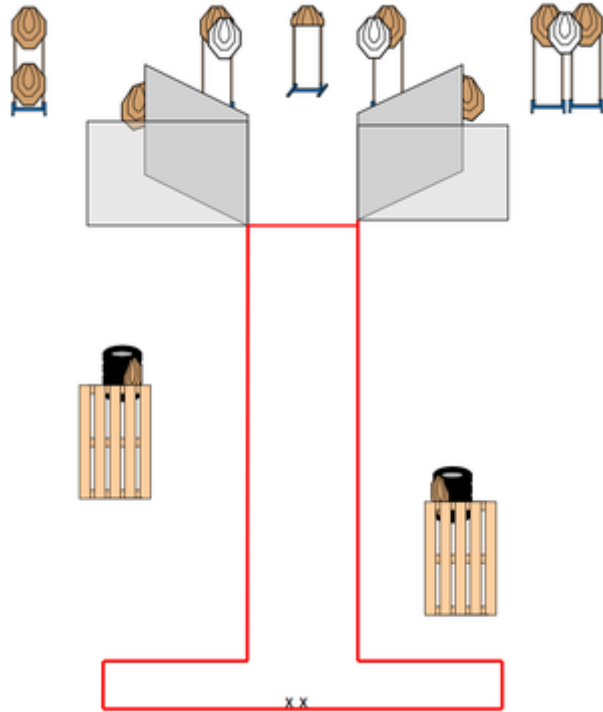
5.



CoF	Comstock - Medium	Points	105 p
Targets	9 paper, 3 plates, 3 no-shoot, Total 12 targets	Min rounds	21
Firearm	Handgun	Match-%	14.89%

Procedure	Standing erect, facing downrange, with arms hanging naturally by the sides. Engage targets as they become visible. All shooting and movement from within the shooting area.
Starting position	Gun loaded & holstered
Firearm ready condition	
Start on	Audible signal
Stop on	Last shot
Penalties	As per current edition of rules
Safety angles	L/R
Setup notes	

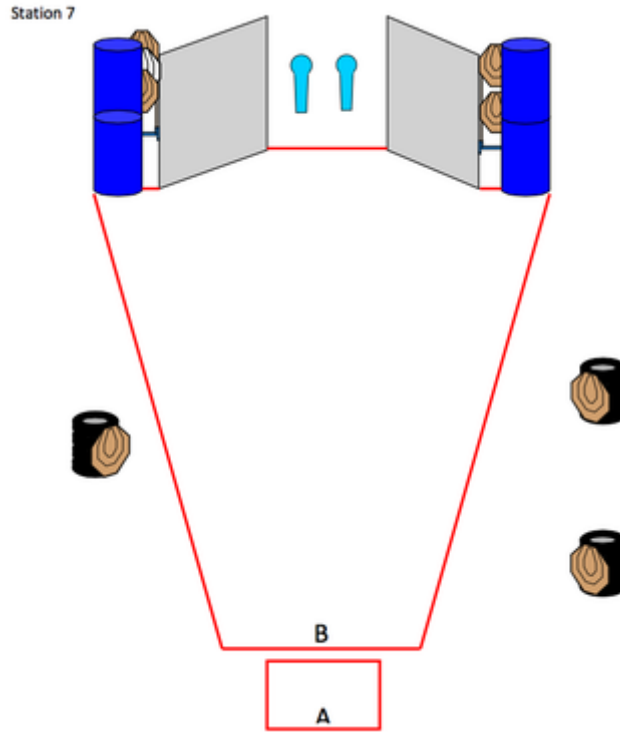
6.



CoF	Comstock - Medium	Points	110 p
Targets	11 paper, 3 no-shoot, Total 11 targets	Min rounds	22
Firearm	Handgun	Match-%	15.60%

Procedure	Standing erect, facing uprange, with arms hanging naturally by the sides. Toes touching plank at "X", as demonstrated by the Range Officer. Engage targets as they become visible. All shooting and movement from within the shooting area.
Starting position	Gun loaded & holstered
Firearm ready condition	
Start on	Audible signal
Stop on	Last shot
Penalties	As per current edition of rules
Safety angles	L/R
Setup notes	

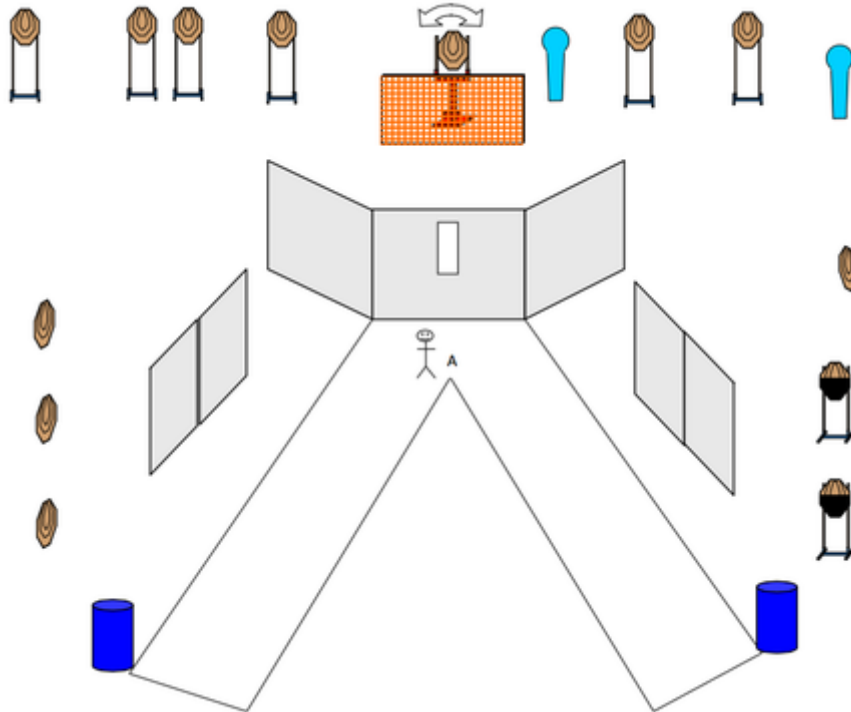
7.



CoF	Comstock - Medium	Points	80 p
Targets	7 paper, 2 popper, 2 no-shoot, Total 9 targets	Min rounds	16
Firearm	Handgun	Match-%	11.35%

Procedure	Standing erect, facing downrange in area "A", with hands held above the shoulders. Poppers must only be engaged from shooting area A, the reminding targets as they become visible (from area A or B). All shooting from within the shooting areas.
Starting position	Gun loaded & holstered. Empty chamber.
Firearm ready condition	
Start on	Audible signal
Stop on	Last shot
Penalties	As per current edition of rules
Safety angles	L/R
Setup notes	

8.



CoF	Comstock - Long	Points	140 p
Targets	13 paper, 2 popper, 4 no-shoot, Total 15 targets	Min rounds	28
Firearm	Handgun	Match-%	19.86%

Procedure	Standing erect, facing downrange, with arms hanging naturally by the sides at "A". Firearm placed on either barrel, in safe direction as demonstrated by the Range Officer. All ammunition to be used on the stage carried on the belt. Engage targets as they become visible. All shooting and movement from within the shooting area.
Starting position	Firearm completely unloaded & holstered
Firearm ready condition	
Start on	Audible signal
Stop on	Last shot
Penalties	As per current edition of rules
Safety angles	L/R
Setup notes	