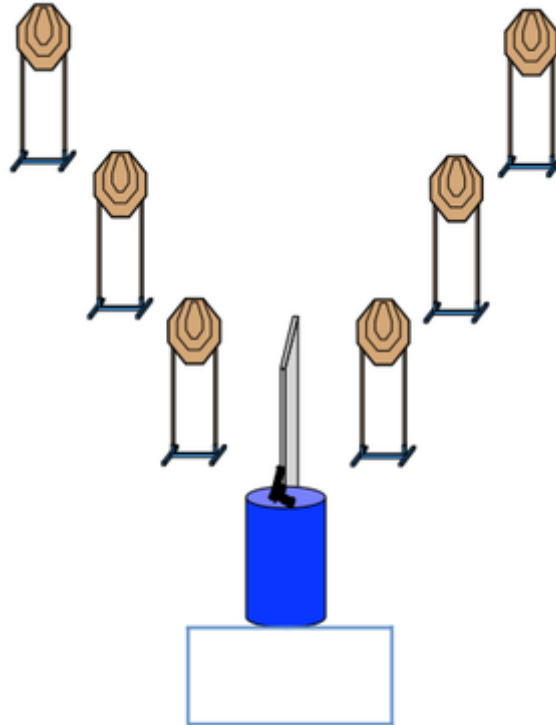


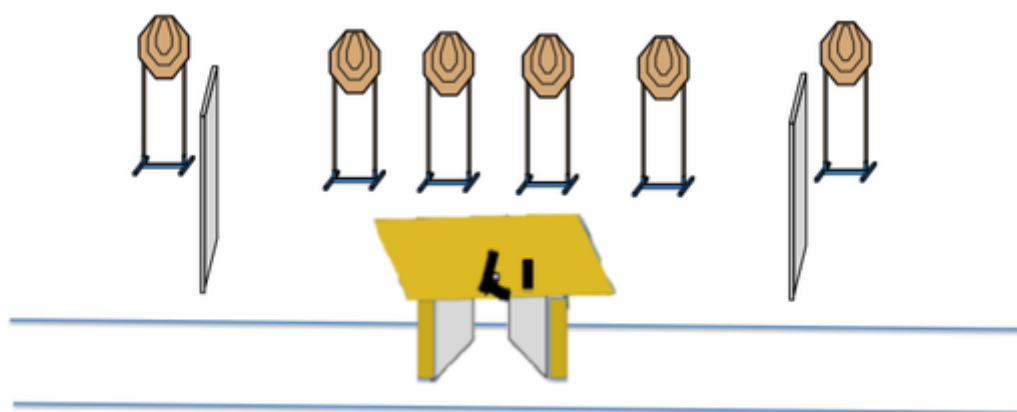
1. Strong and Weak hand



CoF	Comstock - Short	Points	60 p
Targets	6 paper, Total 6 targets	Min rounds	12
Firearm	Handgun	Match-%	14.12%

Procedure	On signal, engage targets on left side with left hand, perform a mandatory reload, and engage targets on right side with right hand.
Starting position	Gun loaded on barrel.
Firearm ready condition	
Start on	Audible signal
Stop on	Last shot
Penalties	As per current edition of rules
Safety angles	L/R
Setup notes	Targets, 5-10-15 meter.

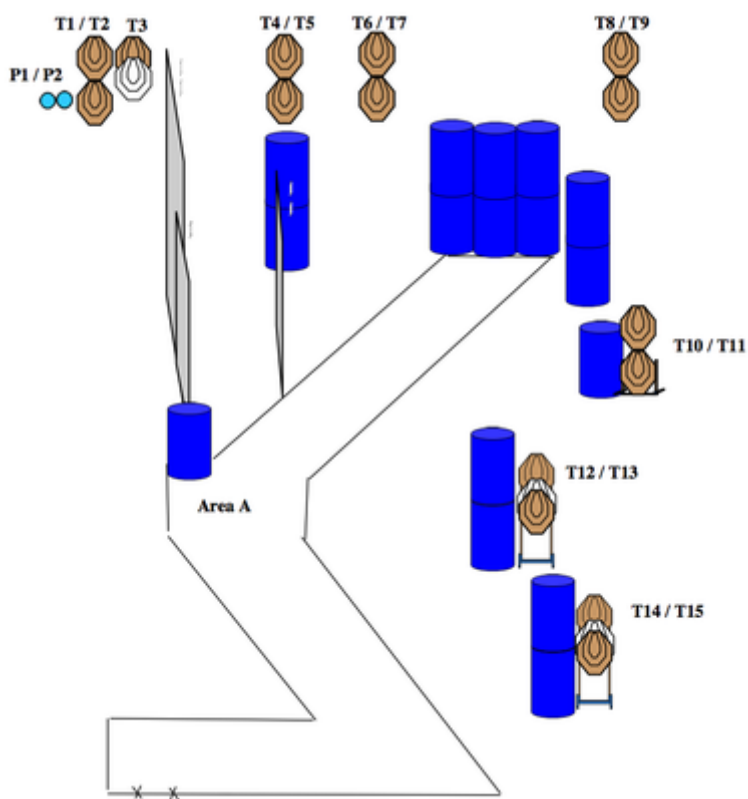
2. Distance Changeup - Run



CoF	Comstock - Medium	Points	120 p
Targets	10 paper, 2 popper, 2 plates, Total 14 targets	Min rounds	24
Firearm	Handgun	Match-%	28.24%

Procedure	On signal, engage all targets from within designated area.		
Starting position	Gun empty and first magazine to be used on table		
Firearm ready condition			
Start on	Audible signal		
Stop on	Last shot		
Penalties	As per current edition of rules		
Safety angles	L/R		
Setup notes	Distance to close targets, approx. 5 meters. Distance to plates approx. 20m		

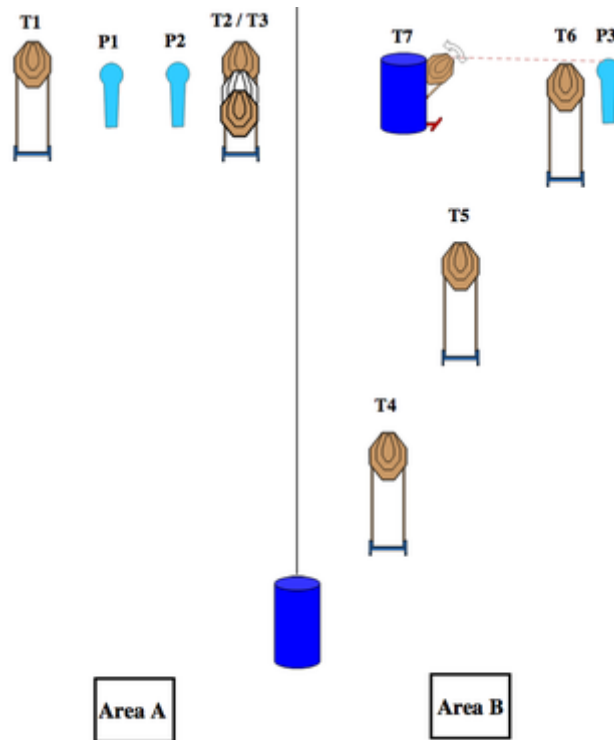
3. The Long Run and Gun



CoF	Comstock - Long	Points	160 p
Targets	15 paper, 2 plates, Total 17 targets	Min rounds	32
Firearm	Handgun	Match-%	37.65%

Procedure	On signal, engage all targets freestyle from within Area A.
Starting position	Standing relaxed in area A heels touching mark, gun unloaded and holstered.
Firearm ready condition	
Start on	Audible signal
Stop on	Last shot
Penalties	As per current edition of rules
Safety angles	L/R
Setup notes	T1 – T9 skal stå bak i skivestativ. T4 / T5 skal kunne skytes fra to posisjoner. 25m fra startposisjon til T1.

4. Swinger



CoF	Comstock - Medium	Points	85 p
Targets	7 paper, 3 popper, Total 10 targets	Min rounds	17
Firearm	Handgun	Match-%	20.00%

Procedure	On signal engage all targets freestyle from within Area A and B. Popper (P3) activates swinger (T7) who will be partially visible at rest		
Starting position	Standing relaxed in area A or B, gun loaded and holstered.		
Firearm ready condition			
Start on	Audible signal		
Stop on	Last shot		
Penalties	As per current edition of rules		
Safety angles	L/R		
Setup notes	T1, T2/ T3, T6 og T7 settes i skivestativ. 10m fra Area A til P1 og T1		