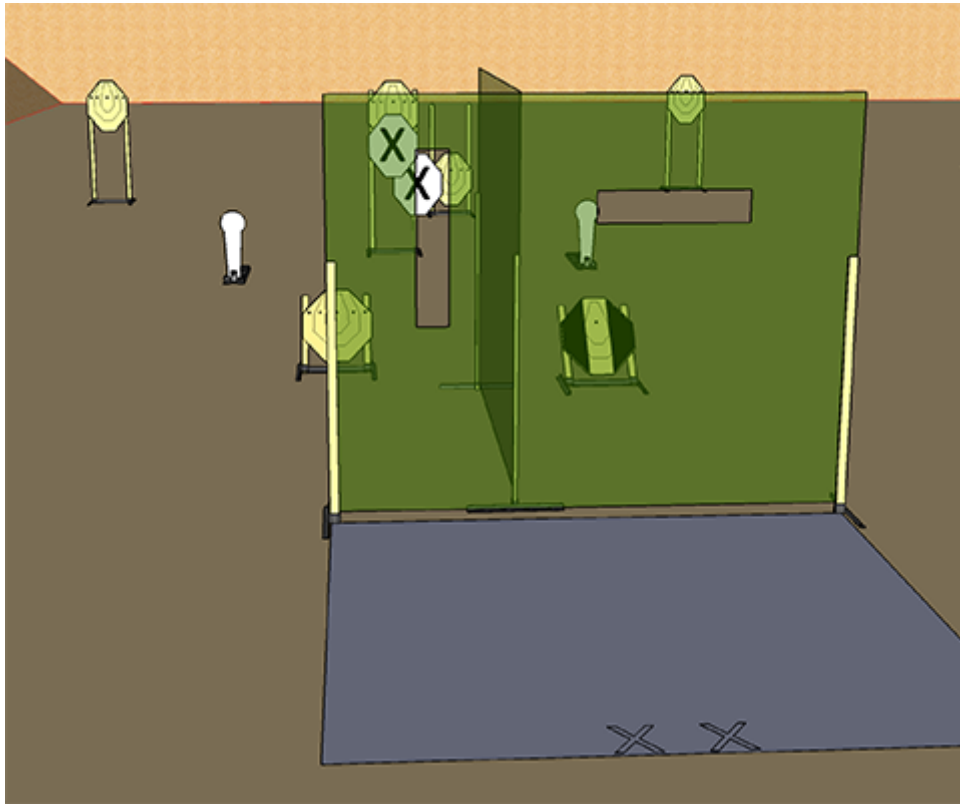


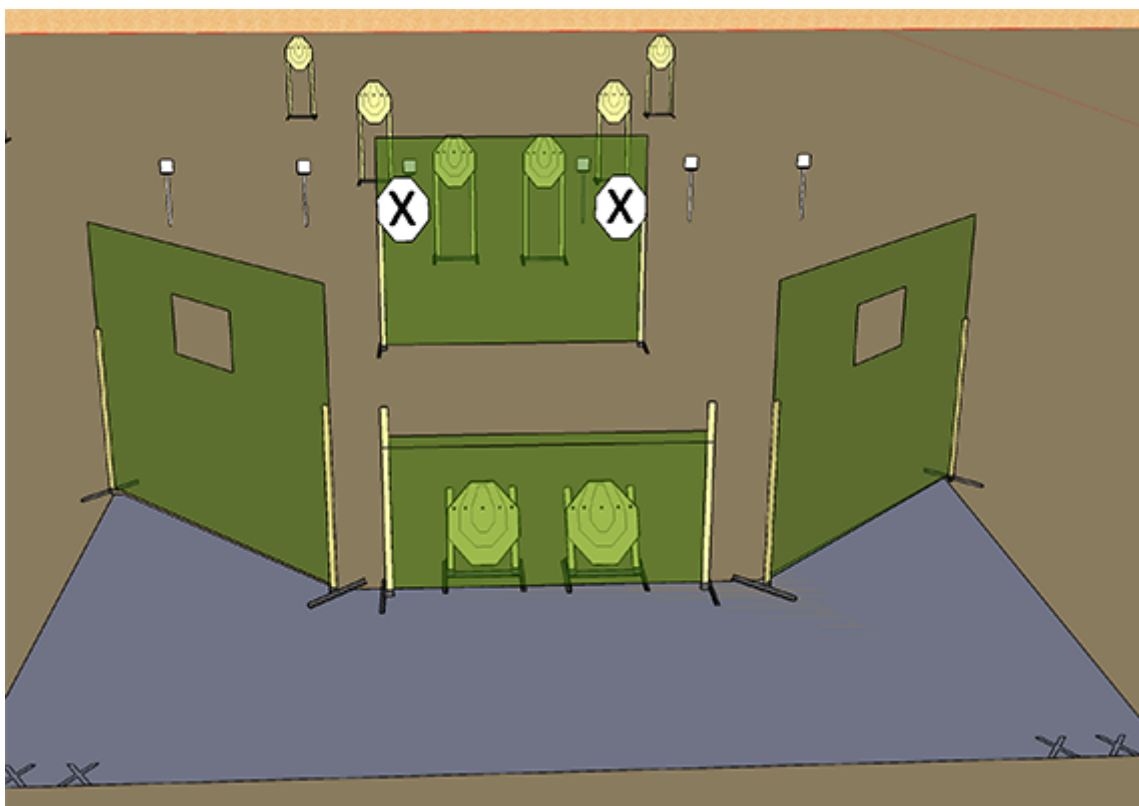
1. Stage 1



CoF	Comstock - Medium	Points	70 p
Targets	6 paper, 2 popper, Total 8 targets	Min rounds	14
Firearm	Handgun	Match-%	22.58%

Procedure	On start signal, engage all targets as they are visible
Starting position	Magazine in gun, empty chamber & holstered. Standing in either back corner
Firearm ready condition	
Start on	Audible signal
Stop on	Last shot
Penalties	As per current edition of rules
Safety angles	L/R
Setup notes	

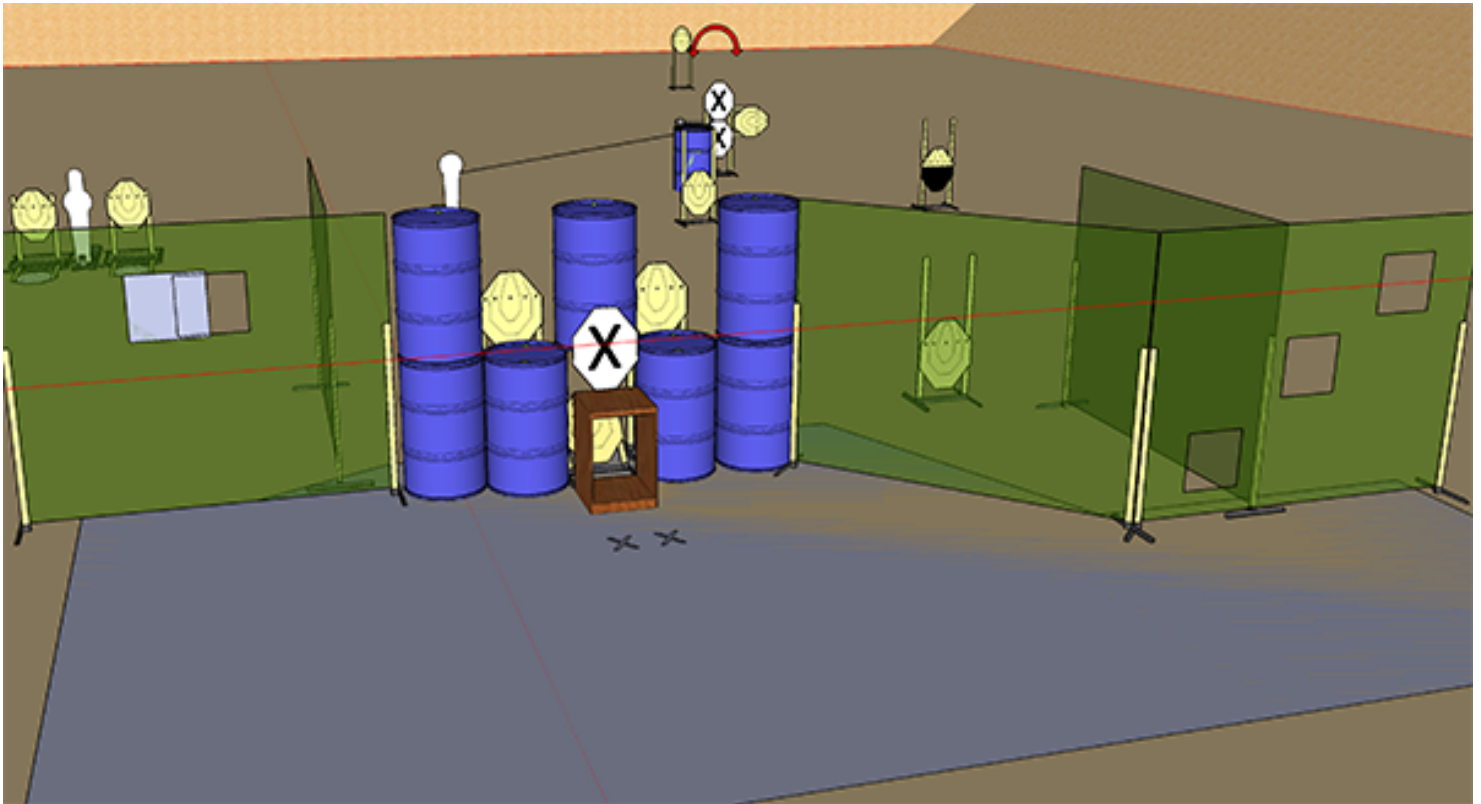
2. Stage 2



CoF	Comstock - Medium	Points	110 p
Targets	8 paper, 6 plates, 2 no-shoot, Total 14 targets	Min rounds	22
Firearm	Handgun	Match-%	35.48%

Procedure	On start signal engage all targets as visible
Starting position	Gun loaded & holstered, heels against the back fault line at either left or right corner
Firearm ready condition	
Start on	Audible signal
Stop on	Last shot
Penalties	As per current edition of rules
Safety angles	L/R
Setup notes	

3. Stage 3



CoF	Comstock - Long	Points	130 p
Targets	10 paper, 2 disappearing/bonus, 2 popper, 2 no-shoot, Total 14 targets	Min rounds	22
Firearm	Handgun	Match-%	41.94%

Procedure	On start signal engage all targets as visible from within the demarcated area. First two flipper targets are disappearing targets.
Starting position	Gun and 1st magazine on the cupboard, standing on the marks facing prance
Firearm ready condition	
Start on	Audible signal
Stop on	Last shot
Penalties	As per current edition of rules
Safety angles	L/R
Setup notes	Popper activates swinger. Left window is in the open position