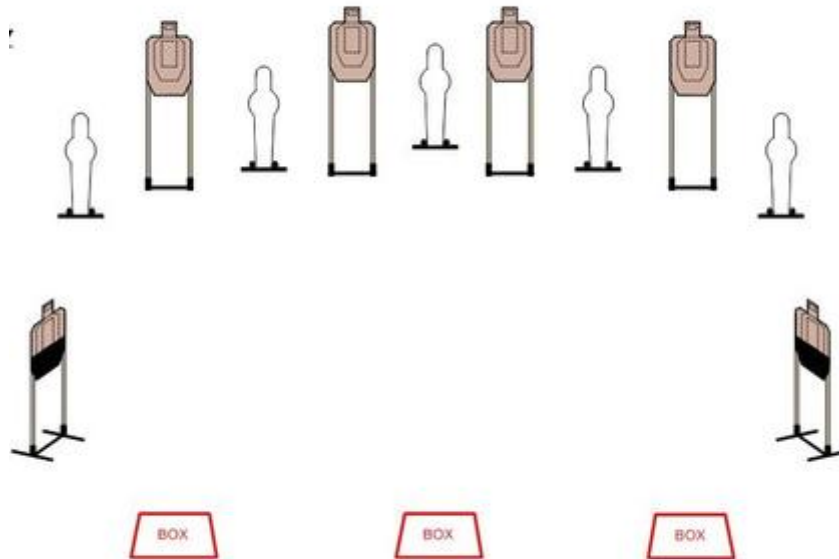


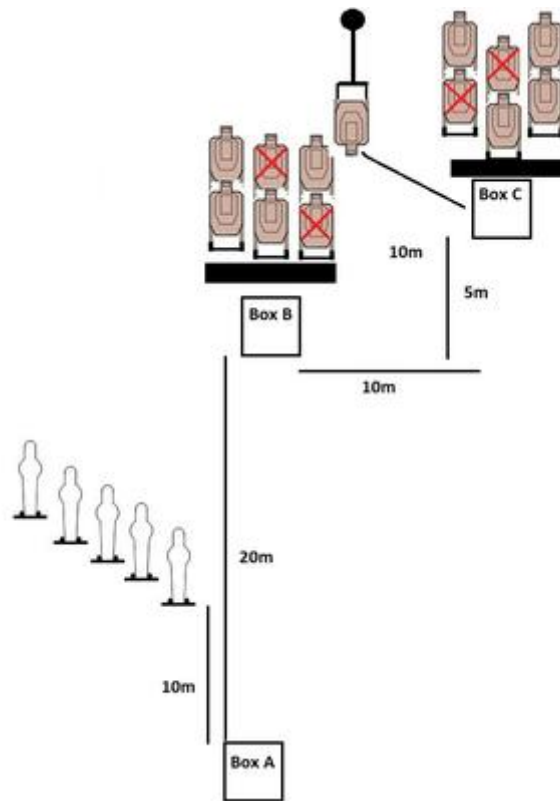
# 1. One for the money



CoF	Comstock - Medium	Points	115 p
Targets	6 paper, 5 popper, Total 11 targets	Min rounds	23
Firearm	Handgun	Match-%	38.98%

Procedure	On signal, draw and engage targets with 1 scoring round on each paper target from each of the 3 boxes. Engage all steel. May start in any box, steel can be engaged in any order from any box.		
Starting position	Gun loaded & holstered. Standing in the box of your choice, arms crossed, hands on shoulders		
Firearm ready condition			
Start on	Audible signal		
Stop on	Last shot		
Penalties	As per current edition of rules		
Safety angles	L/R		
Setup notes	all targets at least 10m from closest box		

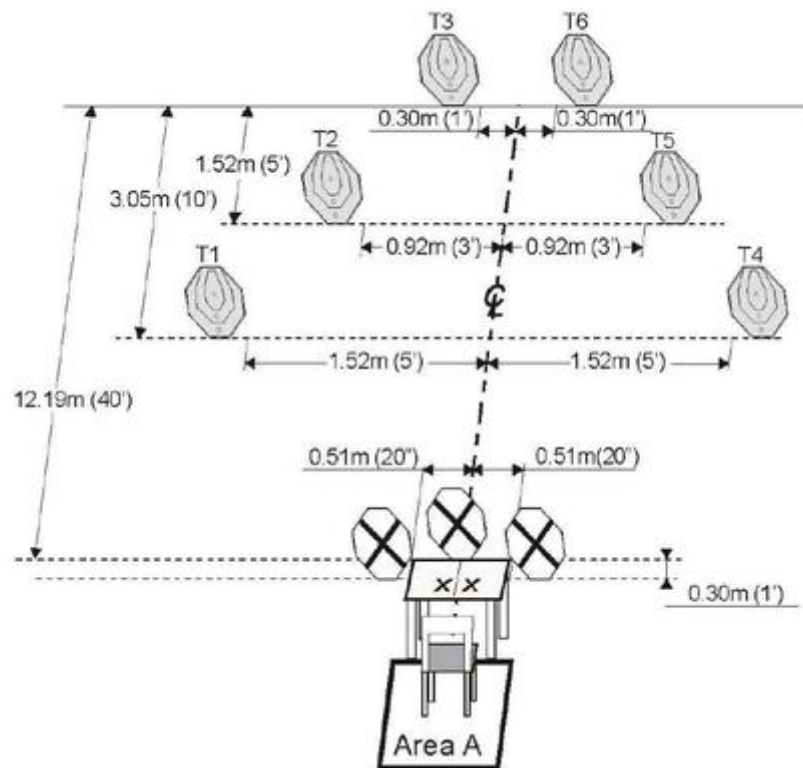
## 2. Time is Everything



CoF	Comstock - Medium	Points	120 p
Targets	9 paper, 5 popper, 1 plates, 4 no-shoot, Total 15 targets	Min rounds	24
Firearm	Handgun	Match-%	40.68%

Procedure	on signal in box A, draw and load. engage all poppers. run/ move to box B and engage all paper with 2 scoring shots each. Move/run to Box C engage all paper with 2 scoring shots each. Also engage flipper plate and then paper as it appears with 2 scoring shots.		
Starting position	Gun empty& holstered, magazine held in both hands arms extended in front of you.		
Firearm ready condition			
Start on	Audible signal		
Stop on	Last shot		
Penalties	As per current edition of rules		
Safety angles	L/R		
Setup notes	As per plan		

### 3. See N Shoot



CoF	Comstock - Short	Points	60 p
Targets	6 paper, 3 no-shoot, Total 6 targets	Min rounds	12
Firearm	Handgun	Match-%	20.34%

Procedure	After the audible start signal engage targets T1, T2 and T3 (or T4, T5 and T6) with two rounds per target from within the designated area 'A'. Make a mandatory reload and engage the remaining targets with two rounds per target from within the designated area 'A'. May NOT use the table or chair for bracing.		
Starting position	Gun loaded & holstered. Seated on the chair in area 'A', elbows on table		
Firearm ready condition			
Start on	Audible signal		
Stop on	Last shot		
Penalties	As per current edition of rules		
Safety angles	L/R		
Setup notes	No shoots at table height. T1 + T4 at ground level, T2 + T5 at mid height, T3 + T6 full height		