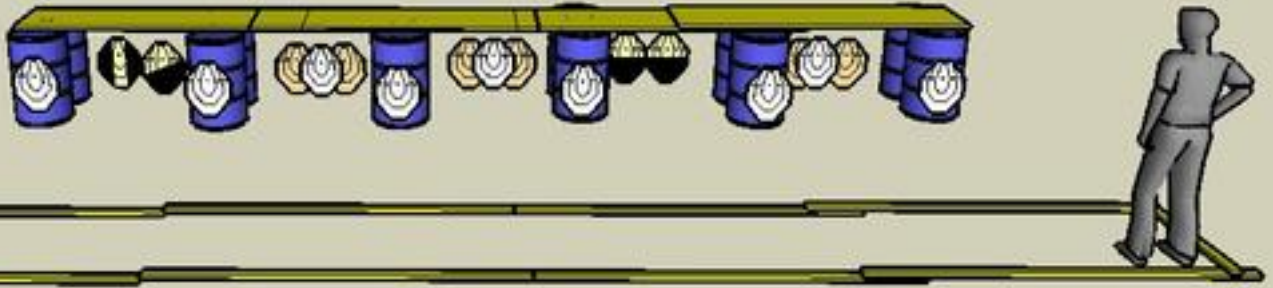


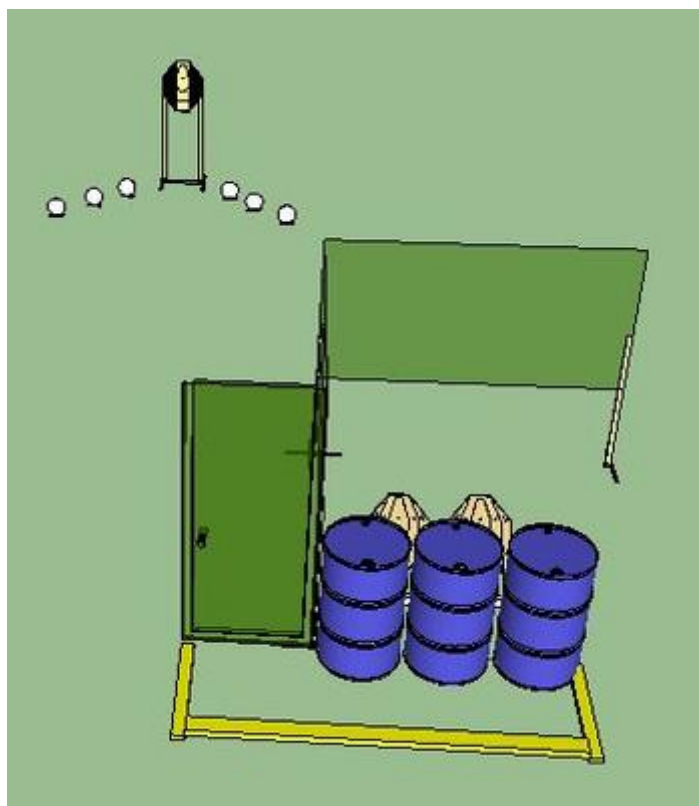
1. Stage 1



CoF	Comstock - Medium	Points	100 p
Targets	10 paper, 9 no-shoot, Total 10 targets	Min rounds	20
Firearm	Handgun	Match-%	18.02%

Procedure	On signal - engage targets. From designated area
Starting position	Gun loaded & holstered, at either side of Area. One foot touching the side
Firearm ready condition	
Start on	Audible signal
Stop on	Last shot
Penalties	As per current edition of rules
Safety angles	L/R
Setup notes	


2. Stage 2



CoF	Comstock - Short	Points	60 p
Targets	3 paper, 6 plates, Total 9 targets	Min rounds	12
Firearm	Handgun	Match-%	10.81%

Procedure	On signal - engage targets. From designated area
Starting position	Gun unloaded & holstered. Start anywhere in area
Firearm ready condition	
Start on	Audible signal
Stop on	Last shot
Penalties	As per current edition of rules
Safety angles	L/R
Setup notes	

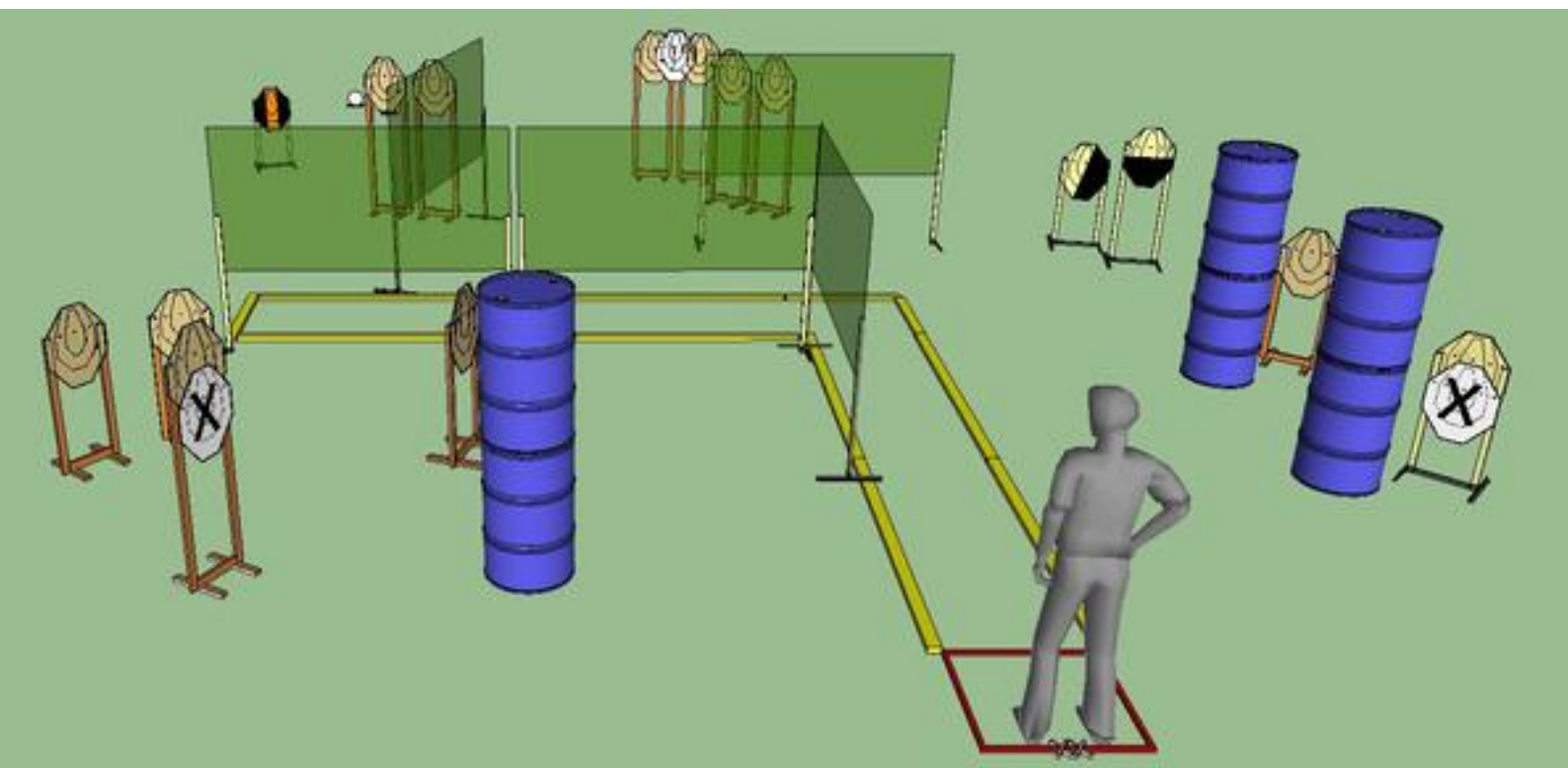
3. Stage 3



CoF	Comstock - Short	Points	60 p
Targets	6 paper, 5 no-shoot, Total 6 targets	Min rounds	12
Firearm	Handgun	Match-%	10.81%

Procedure	On signal - engage targets. From designated area
Starting position	Gun loaded & holstered
Firearm ready condition	
Start on	Audible signal
Stop on	Last shot
Penalties	As per current edition of rules
Safety angles	L/R
Setup notes	

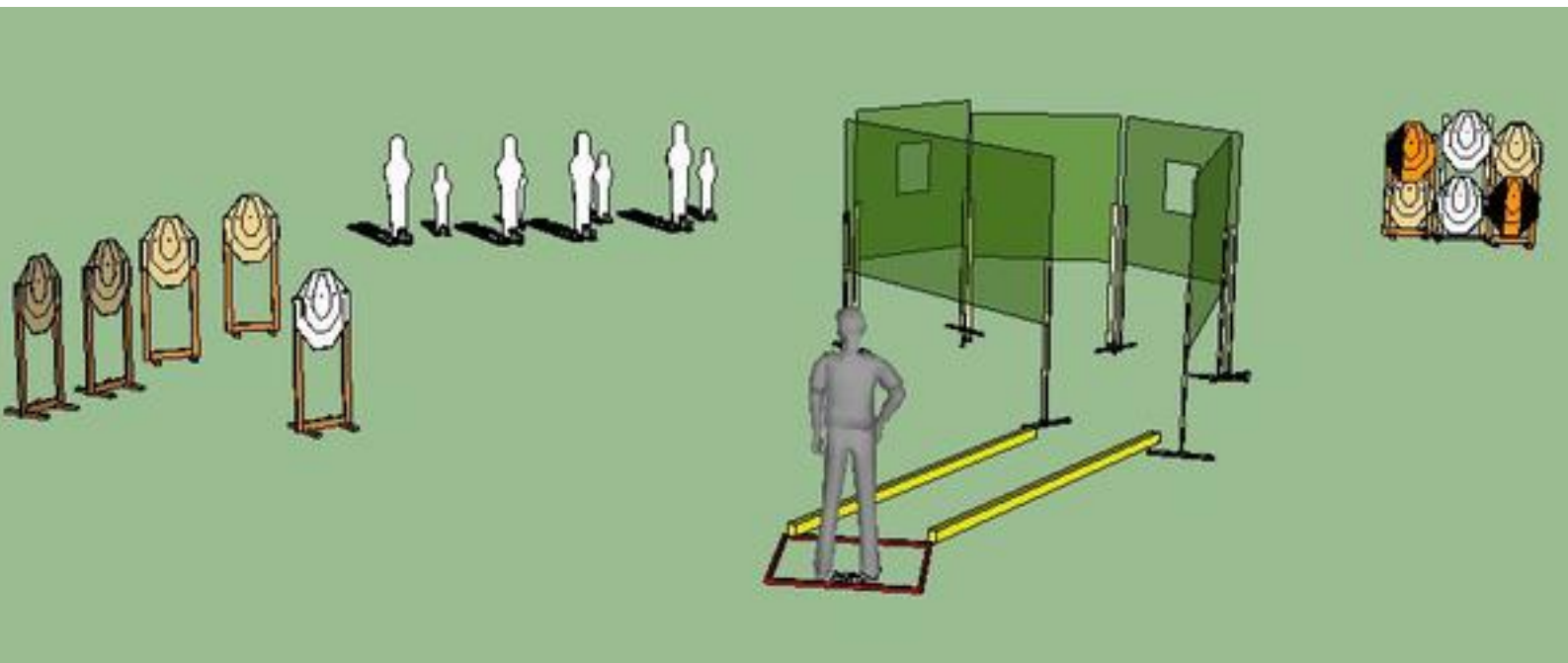
4. Stage 4



CoF	Comstock - Long	Points	160 p
Targets	15 paper, 2 plates, 3 no-shoot, Total 17 targets	Min rounds	32
Firearm	Handgun	Match-%	28.83%

Procedure	On signal - engage targets. From designated area
Starting position	Gun loaded & holstered. Heels touching mark
Firearm ready condition	
Start on	Audible signal
Stop on	Last shot
Penalties	As per current edition of rules
Safety angles	L & R
Setup notes	

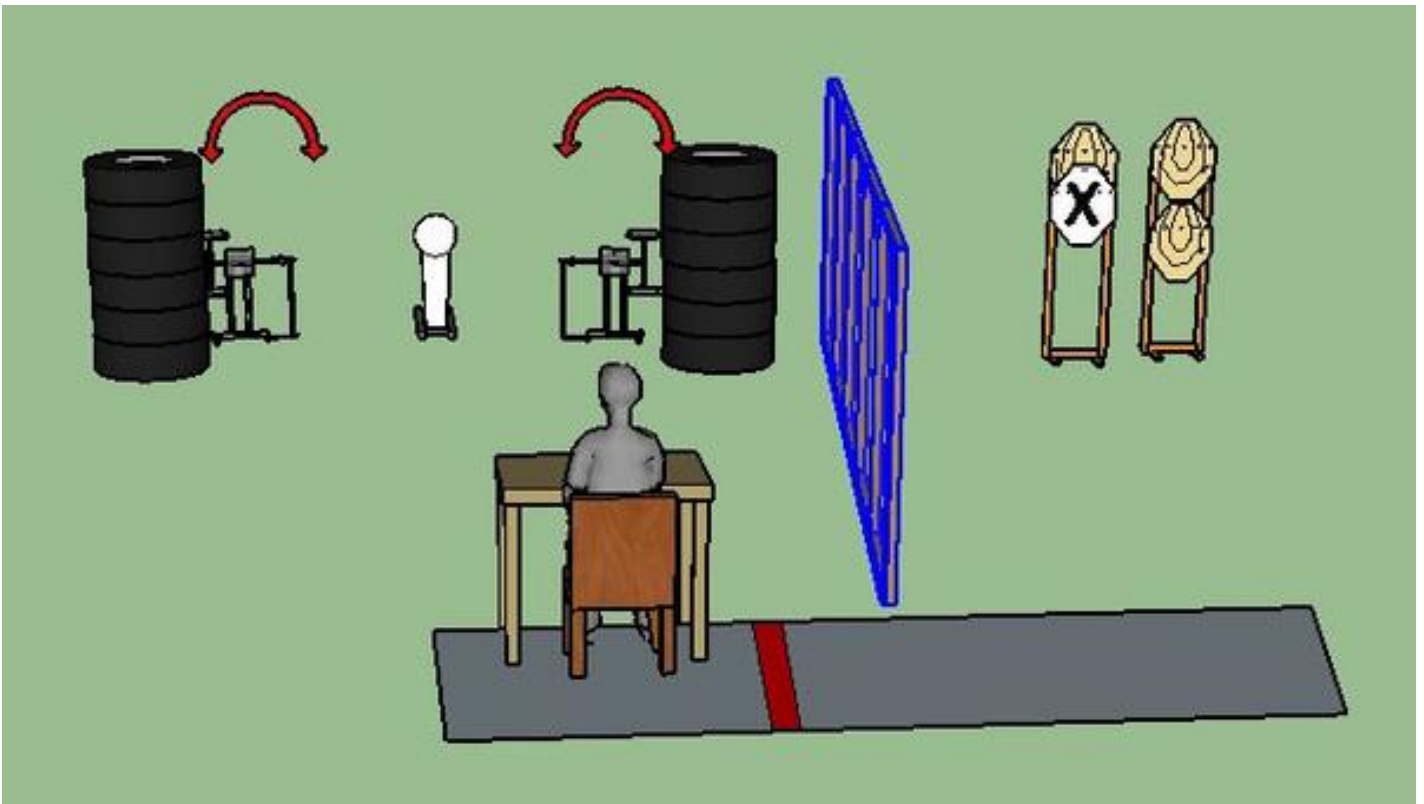
5. Stage 5



CoF	Comstock - Medium	Points	120 p
Targets	8 paper, 8 popper, 3 no-shoot, Total 16 targets	Min rounds	24
Firearm	Handgun	Match-%	21.62%

Procedure	On signal - engage targets. From designated area
Starting position	Gun loaded & holstered. Heels touching mark
Firearm ready condition	
Start on	Audible signal
Stop on	Last shot
Penalties	As per current edition of rules
Safety angles	L fixed / R 90 degrees
Setup notes	

6. Stage 6



CoF	Comstock - Short	Points	55 p
Targets	5 paper, 1 popper, 1 no-shoot, Total 6 targets	Min rounds	11
Firearm	Handgun	Match-%	9.91%

Procedure	On procedure engage all targets from designated area, after passing red line only strong hand are allowed to be used. If the shooter goes back he needs to use strong hand only. Popper activates the swinger. The Swingers will be visible after activated in the end position
Starting position	Gun unloaded on the table. All magazines that will be used on the table. Sitting, hands on knees
Firearm ready condition	
Start on	Audible signal
Stop on	Last shot
Penalties	As per current edition of rules
Safety angles	L/R
Setup notes	