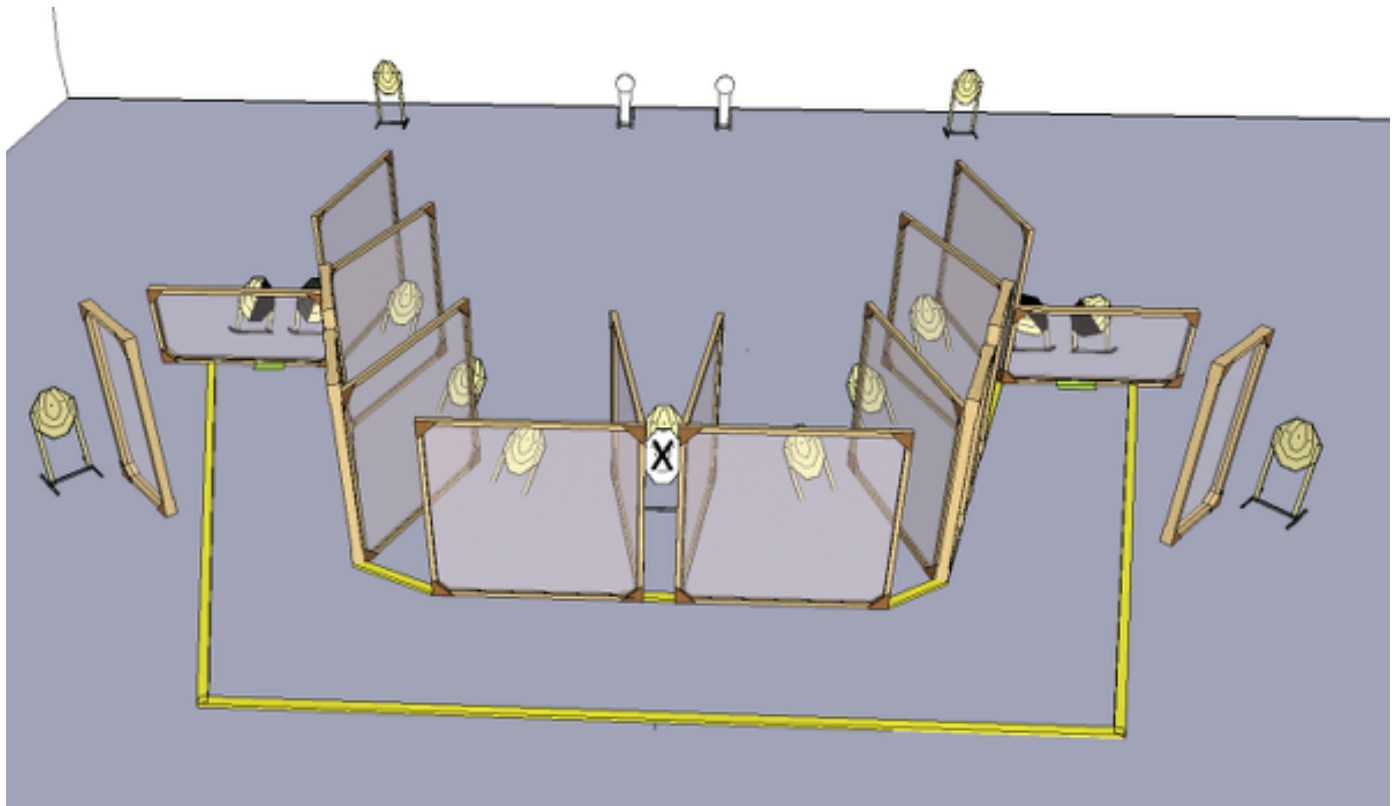


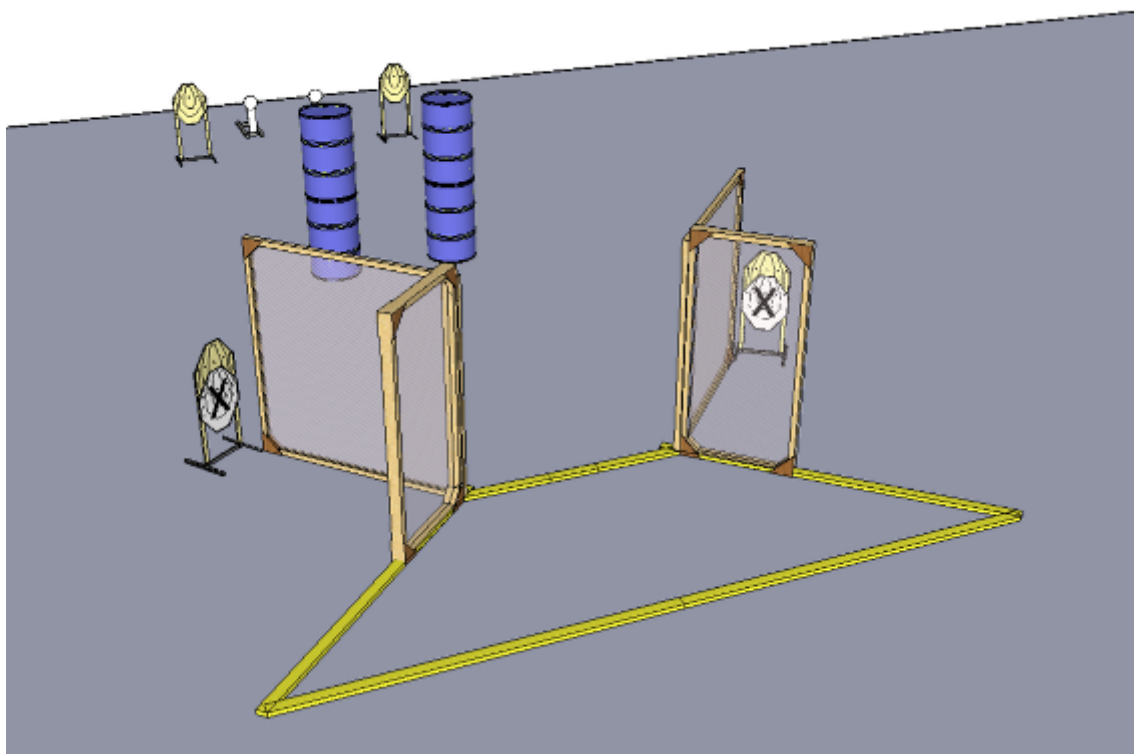
1. Stage 1 - Vall 1



CoF	Comstock - Long	Points	150 p
Targets	14 paper, 2 popper, 1 no-shoot, Total 16 targets	Min rounds	30
Firearm	Handgun	Match-%	18.87%

Procedure	On signal, Shoot all targets within designated area.
Starting position	Standing relaxed at mark facing down range. Gun loaded unchambered and holstered.
Firearm ready condition	
Start on	Audible signal
Stop on	Last shot
Penalties	As per current edition of rules
Safety angles	Marking to the left & markings to the right
Setup notes	Tänk på flyt i övergångarna och att meningen är skytte under förflyttning. Däck bakom alla tavlor som behöver det. Mät från vallen och bygg från dom måtten utåt.

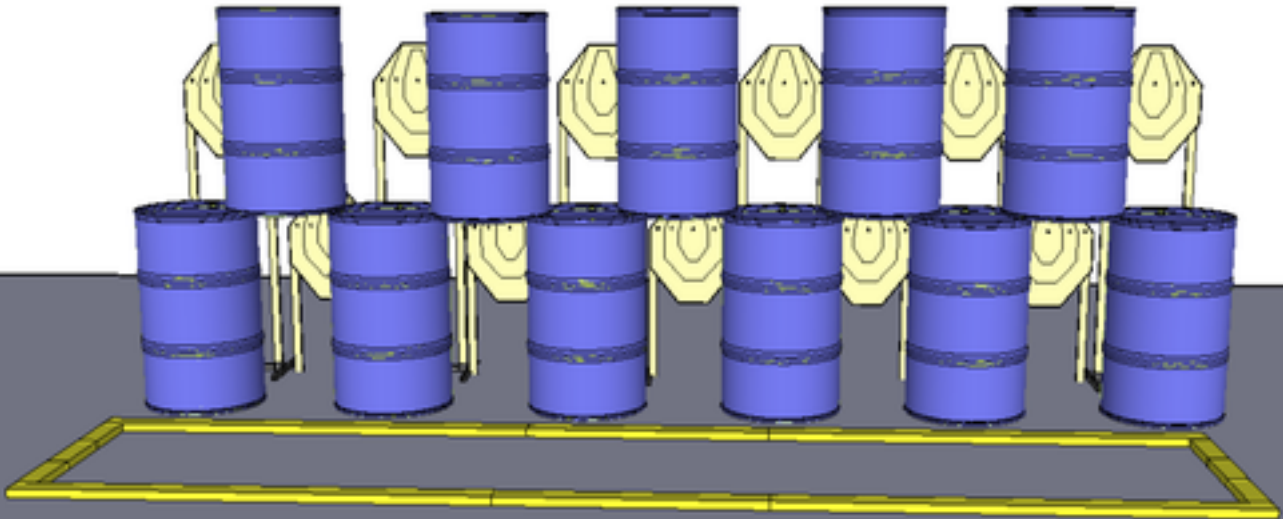
2. Stage 2 - Vall 2



CoF	Comstock - Short	Points	50 p
Targets	4 paper, 2 popper, 2 no-shoot, Total 6 targets	Min rounds	10
Firearm	Handgun	Match-%	6.29%

Procedure	On signal, shoot all targets within designated area.
Starting position	Standing relaxed in designated area. Gun unloaded & holstered
Firearm ready condition	
Start on	Audible signal
Stop on	Last shot
Penalties	As per current edition of rules
Safety angles	Markings to the Left & markings to the Right
Setup notes	Tunnor försvårar sikt mot IPSC targets och tanken är tigha skottvinklar som tvingar fram förflyttning i sidled för enklare skott. Mät från vallen och bygg utåt.

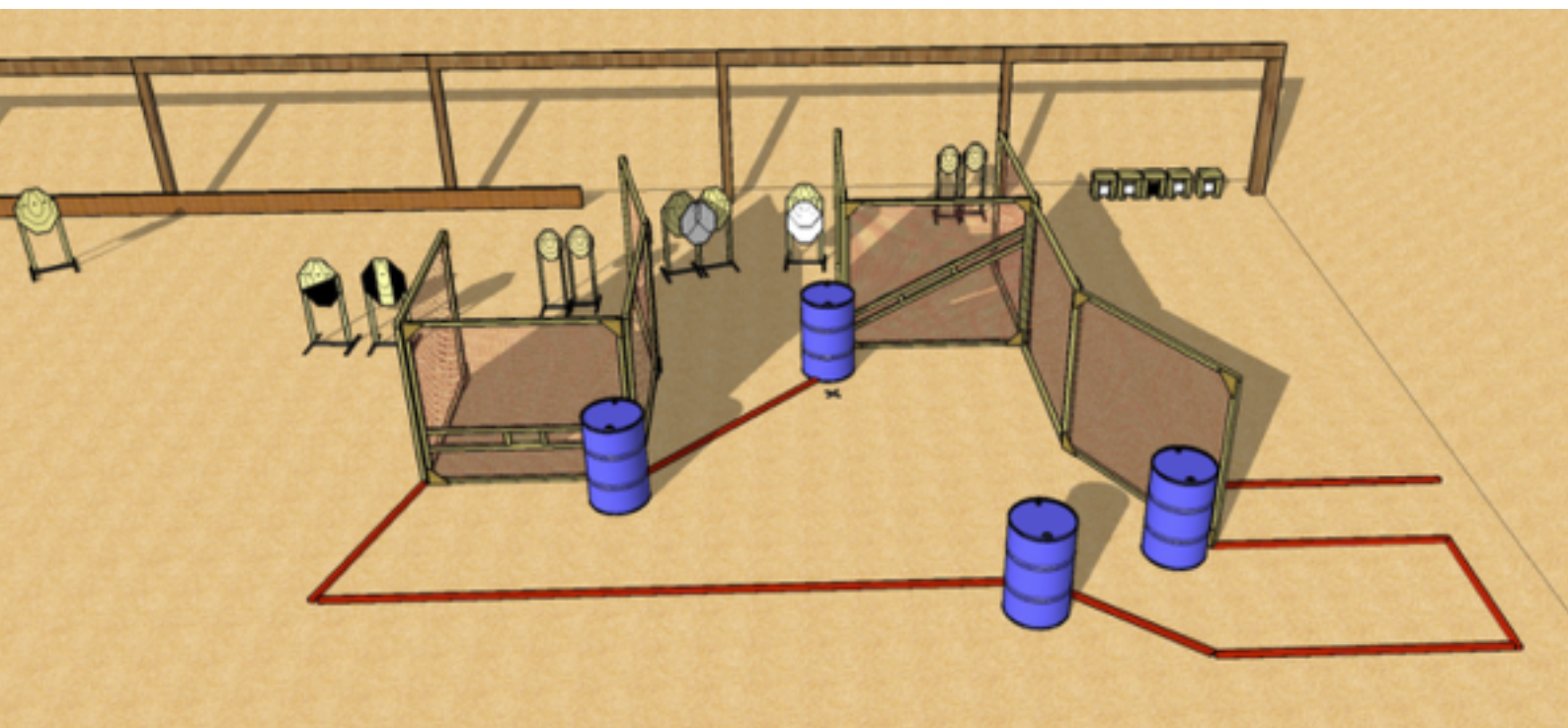
3. Stage 3 - Vall 3



CoF	Comstock - Short	Points	55 p
Targets	11 paper, Total 11 targets	Min rounds	11
Firearm	Handgun	Match-%	6.92%

Procedure	On signal, Shoot all targets within designated area with minimum one round each.
Starting position	Standing relaxed in designated area. Gun loaded & holstered
Firearm ready condition	
Start on	Audible signal
Stop on	Last shot
Penalties	As per current edition of rules
Safety angles	Markings to the left & markings to the Right
Setup notes	Undre tavlorna ska inte vara nåbara uppifrån, täck gärna med vit duk som man inte ser igenom, men gör så att det går enkelt att markera tavlorna.

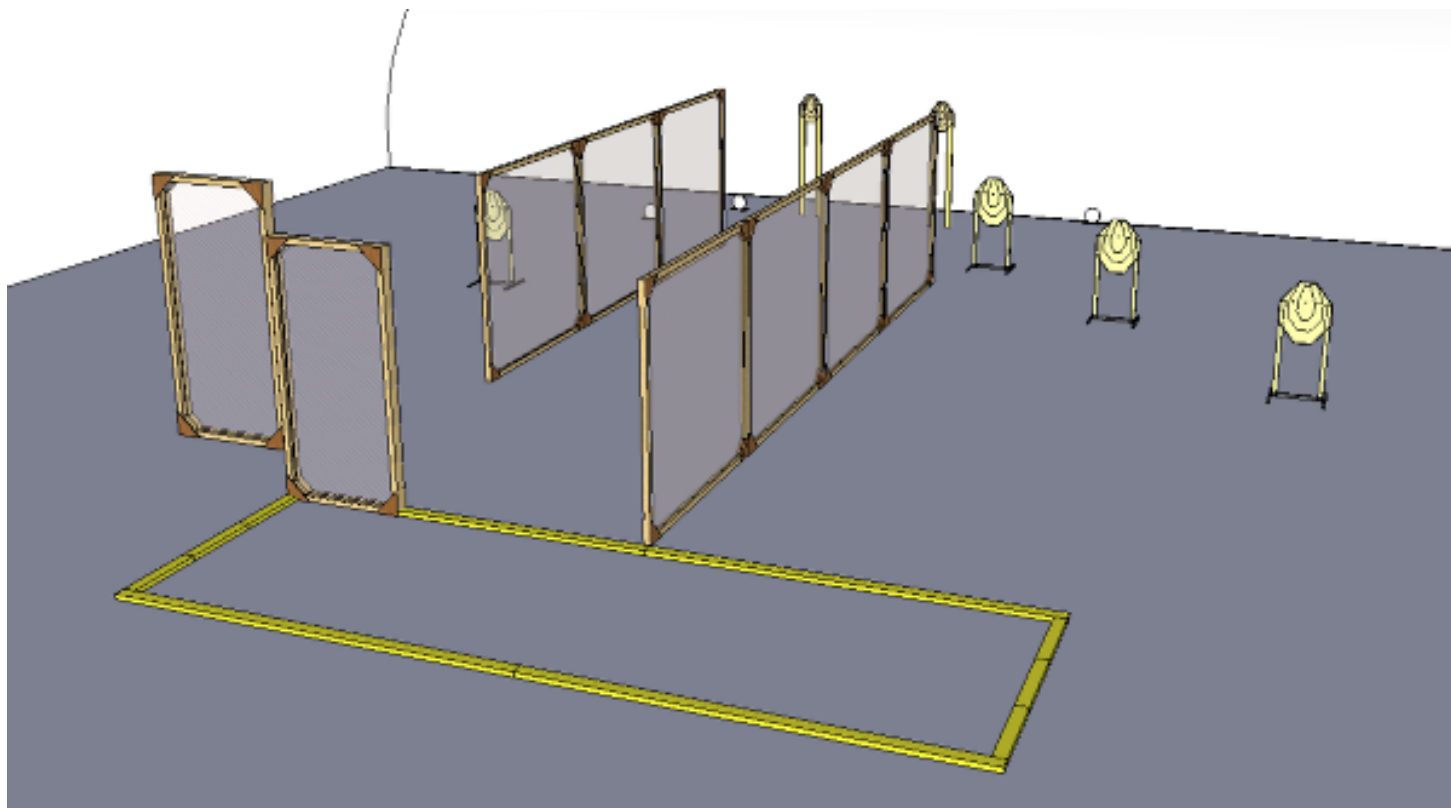
4. Stage 4 - Vall 4 UHF



CoF	Comstock - Medium	Points	120 p
Targets	10 paper, 4 plates, Total 14 targets	Min rounds	24
Firearm	Handgun	Match-%	15.09%

Procedure	On signal, shoot all targets within designated area.
Starting position	Standing at mark with hands on barrel as shown by RO. Gun loaded & holstered
Firearm ready condition	
Start on	Audible signal
Stop on	Last shot
Penalties	As per current edition of rules
Safety angles	L/R
Setup notes	

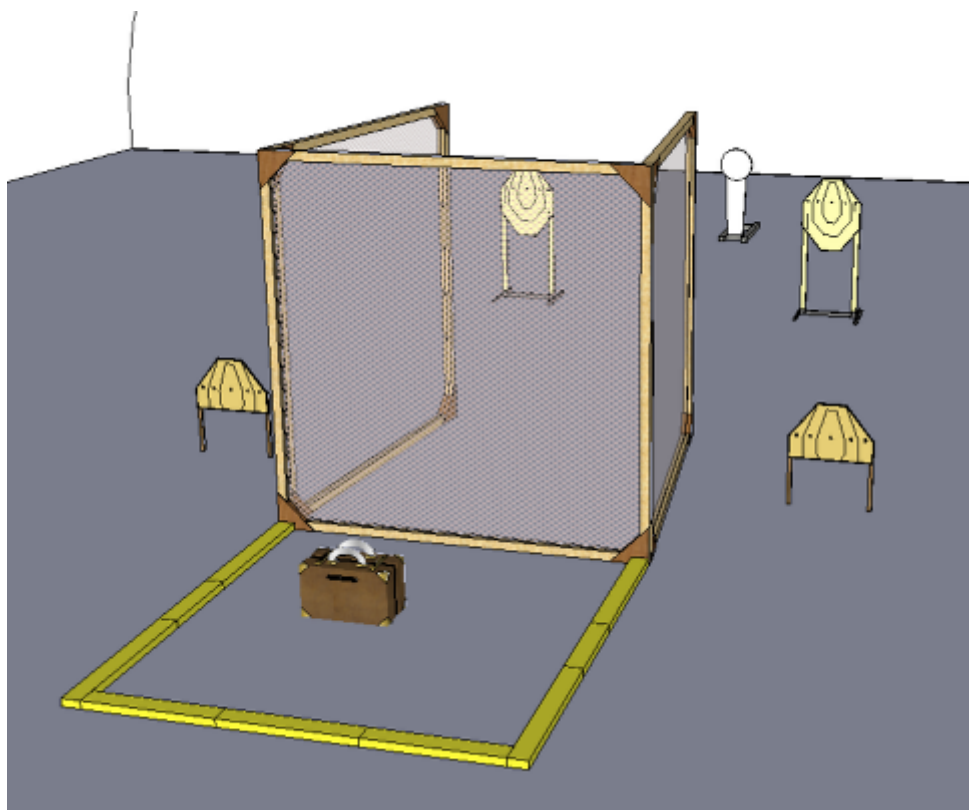
5. Stage 5 - Vall 5



CoF	Comstock - Medium	Points	75 p
Targets	6 paper, 3 plates, Total 9 targets	Min rounds	15
Firearm	Handgun	Match-%	9.43%

Procedure	On signal, shoot all targets within designated area.
Starting position	Standing relaxed within designated area. Gun loaded and holstered.
Firearm ready condition	
Start on	Audible signal
Stop on	Last shot
Penalties	As per current edition of rules
Safety angles	Markings to the left & markings to the Right
Setup notes	Vänster plate endast nåbar under väggen. Vänster IPSC target tigt nåbar mellan väggarna och NS på väggarna om skydd behövs för väggen. Mitten plate ska vara nåbar mellan väggarna med tigt vinkel NS på vägg om det behövs för att skydda väggen.

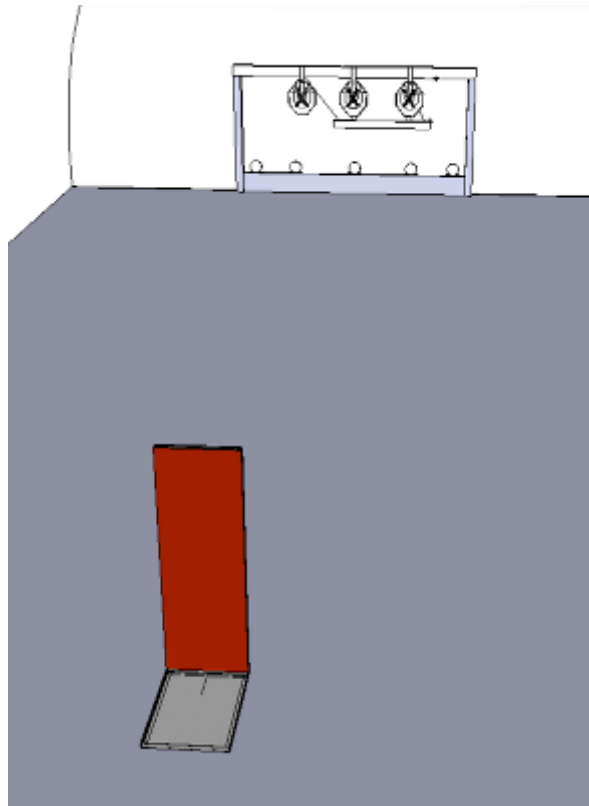
6. Stage 6 - Vall 6



CoF	Comstock - Short	Points	45 p
Targets	4 paper, 1 popper, Total 5 targets	Min rounds	9
Firearm	Handgun	Match-%	5.66%

Procedure	On signal, shoot all targets within designated area. Briefcase must be held in strong hand when firing.
Starting position	Standing relaxed in designated area. Gun loaded & holstered
Firearm ready condition	
Start on	Audible signal
Stop on	Last shot
Penalties	As per current edition of rules
Safety angles	Marking to the left & markings to the right
Setup notes	Popper ska vara nåbar från båda sidor med viss svårhet och heltavlorna så man måste ut på kanten. Skott på Popper ska gå mellan heltavla och vägg.

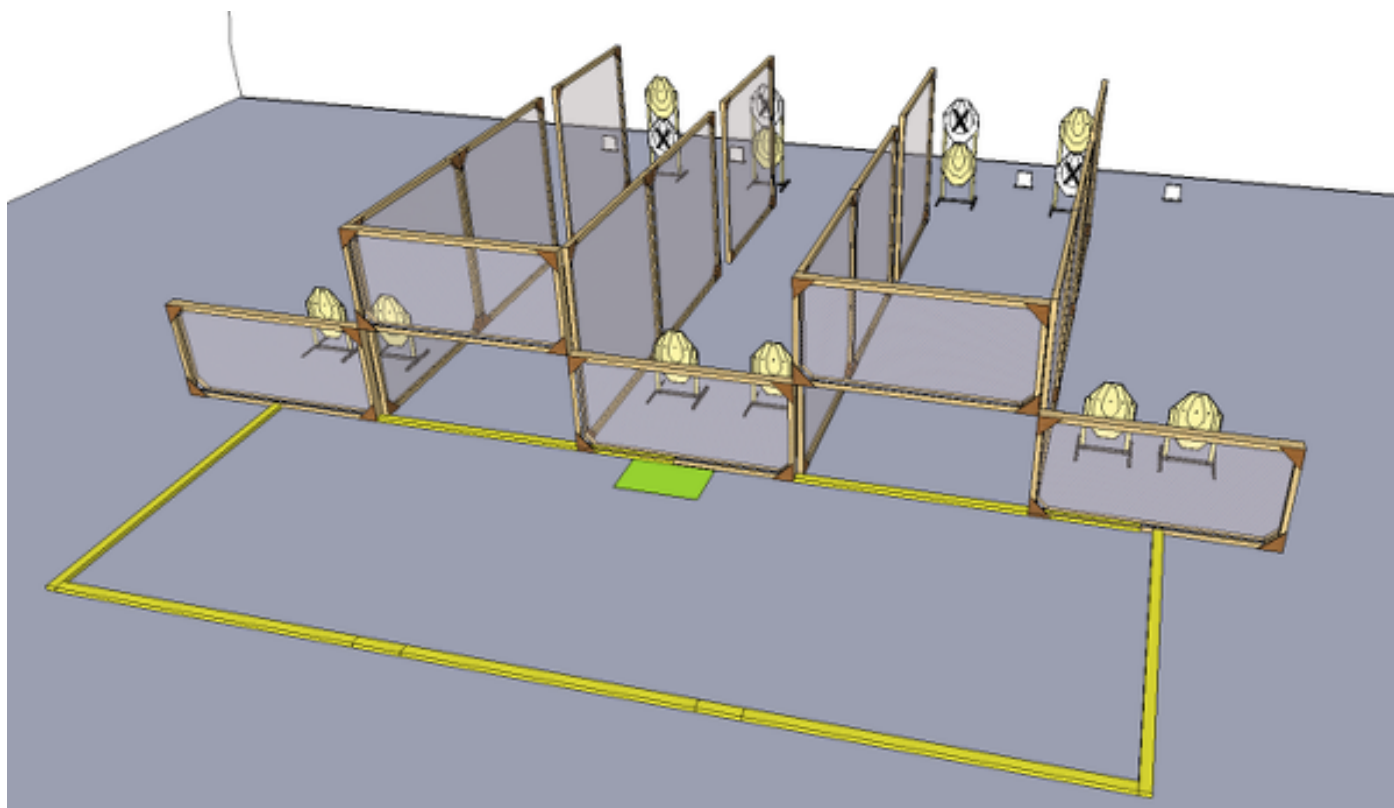
7. Stage 7 - Vall 7



CoF	Comstock - Short	Points	45 p
Targets	2 paper, 5 plates, 3 no-shoot, Total 7 targets	Min rounds	9
Firearm	Handgun	Match-%	5.66%

Procedure	On signal, shoot all targets within designated area. Swinger started by pulling the rope.
Starting position	Standing relaxed in designated area. Gun loaded and holstered.
Firearm ready condition	
Start on	Audible signal
Stop on	Last shot
Penalties	As per current edition of rules
Safety angles	Marking to the left & markings to the right
Setup notes	Gunga som går i medium fart och plates under. Gungan ska ha tre täckande Penalty Targets som de två tavlorna gungar mellan.

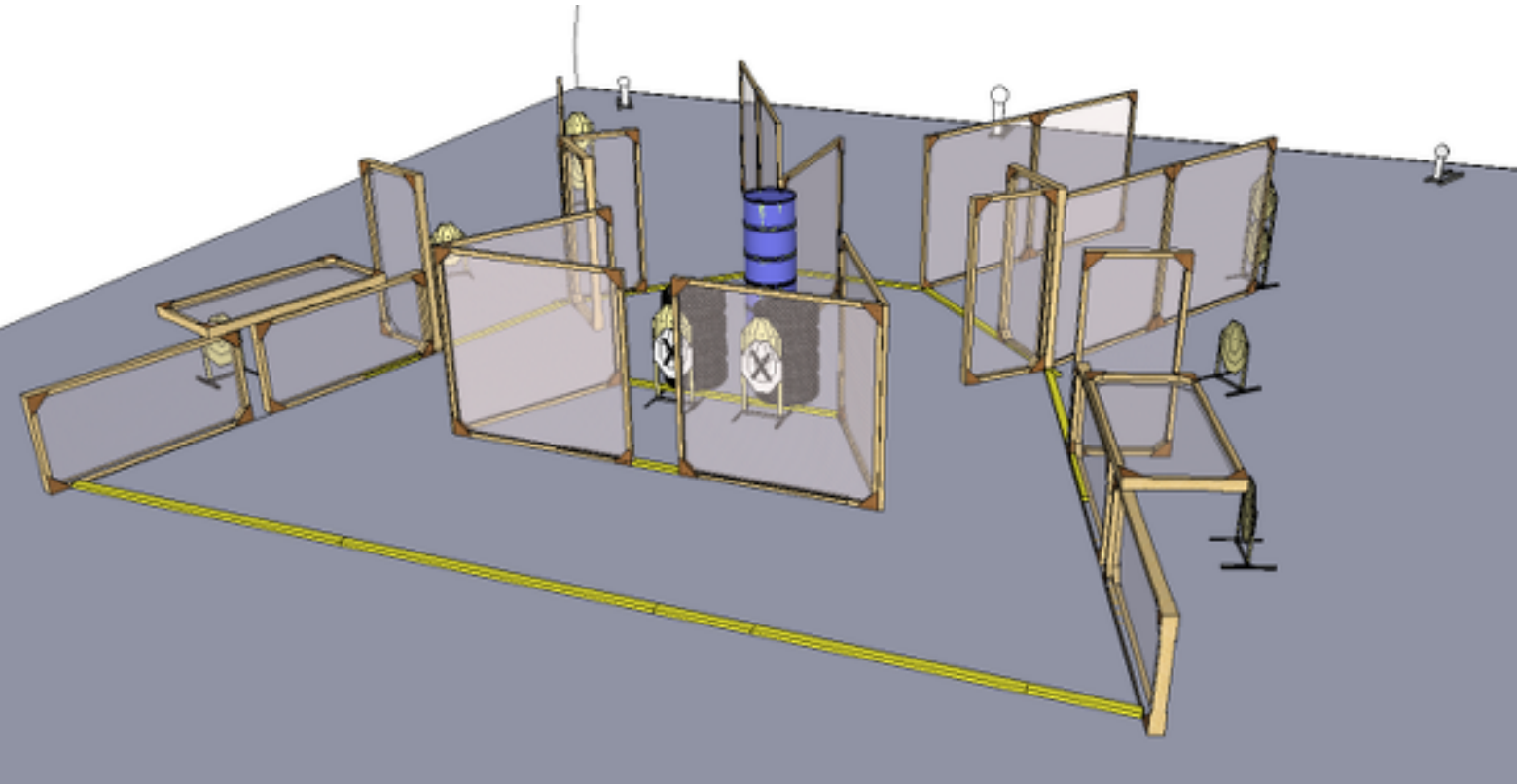
8. Stage 8 - Vall 8



CoF	Comstock - Medium	Points	120 p
Targets	10 paper, 4 plates, 4 no-shoot, Total 14 targets	Min rounds	24
Firearm	Handgun	Match-%	15.09%

Procedure	On signal, shoot all targets within designated area.
Starting position	Standing on knees in marked area with both hands on head. Gun unloaded and holstered.
Firearm ready condition	
Start on	Audible signal
Stop on	Last shot
Penalties	As per current edition of rules
Safety angles	90 degrees to the left & 90 degrees to the right.
Setup notes	Tanken är start lågt med målguggar som skiftar i höjd från lågt till högt där brytlinjen är i midjehöjd.

9. Stage 9 - Vall 9



CoF	Comstock - Long	Points	135 p
Targets	12 paper, 3 popper, 7 no-shoot, Total 15 targets	Min rounds	27
Firearm	Handgun	Match-%	16.98%

Procedure	On signal, shoot all targets within designated area.
Starting position	Standing relaxed anywhere within designated area. Gun loaded and holstered.
Firearm ready condition	
Start on	Audible signal
Stop on	Last shot
Penalties	As per current edition of rules
Safety angles	90 degrees to the left & 90 degrees to the right.
Setup notes	